The Product Book.

# 16

iGuzzini

iGuzzini

# The Product Book


| | | |
|---|---|---|
| | Product Overview Indoor/Outdoor lighting systems | 2 |
| | The Product Book system | 10 |
| | Our values | 16 |
| | Topics 16 | 22 |
| | New Tools | 32 |
| | Coordinated design options | 46 |
| Indoor lighting systems | Downlights | 51 |
| | Spotlights | 167 |
| | General lighting systems | 231 |
| | Pendants | 279 |
| | Wall / ceiling / floor luminaires | 287 |
| Outdoor lighting systems | Pole-mounted systems | 325 |
| | Linear luminaires for façade lighting | 467 |
| | Floodlights | 503 |
| | Recessed luminaires | 545 |
| | Bollards and Systems for residential areas | 607 |
| | Wall and ceiling-mounted luminaires | 641 |
| | Light Management Systems | 693 |
| Appendix | Electronic Power Supplies | 720 |
| | Lamps | 721 |
| | Code/page reference | 726 |
| | Alphabetic index | 741 |
| | Information for the reader | 742 |
| | Disclaimer | 744 |
| | Icons | 745 |
| | iGuzzini Addresses | 746 |

# Product Overview Indoor lighting systems

## Downlights

**56** Laser Blade
High Contrast
**LED**

**56** Laser Blade
Wall Washer
**LED**

**56** Laser Blade
General Lighting
**LED**

**56** Laser Blade L
High Contrast
**LED**

**56** Laser Blade L
Adjustable
**LED**

**56** Laser Blade L
Wall Washer
**LED**

**88** Reflex C.o.B.
fixed
**LED**

**88** Reflex C.o.B.
fixed Super Comfort
**LED**

**88** Reflex C.o.B.
fixed white
**LED**

**88** Reflex C.o.B.
adjustable
**LED**

**88** Reflex C.o.B.
Wall Washer
**LED**

**88** Reflex L.L.E.
fixed
**LED**

**88** Reflex L.L.E.
fixed
**LED**

**88** Reflex
fixed

**88** Reflex
adjustable

**88** Reflex
Wall Washer

**114** Sistema
Easy MH

**114** Sistema
Easy FL

**114** Sistema
Easy FL

**123** Pixel Pro
**LED**

**132** Pixel Plus
**LED**

**136** Laser
fixed
**LED**

**136** Laser
adjustable
**LED**

**136** Laser
Wall Washer
**LED**

**136** Laser
fixed
**LED**

**136** Laser
Wall Washer
**LED**

**152** Laser Pinhole
fixed
**LED**

**152** Laser Pinhole
adjustable
**LED**




**152** Laser Pinhole
Wall Washer
**LED**

**152** Laser Pinhole
fixed
**LED**

**152** Laser Pinhole
adjustable
**LED**

**152** Laser Pinhole
Wall Washer
**LED**

**156** Deep Laser
**LED**

**156** Deep Laser
**LED**

**160** Express Evo
**LED**

**162** Deep Frame /
Deep Minimal
**LED**

Adjustable multi-lamp luminaires

**123** Pixel Pro
Frame
**LED**

**152** Laser Pinhole

**56** Laser Blade
Adjustable
**LED**

**162** Deep Frame /
Deep Minimal
**LED**

Recessed modular system

**80** Laser Blade
System53
**LED**

## Spotlights

New
**170** Palco
**LED**

**174** Palco
Wall Washer
**LED**

**176** Palco
framer
**LED**

**176** Palco
framer
**LED**


**180** Le Perroquet
**LED**

New
**186** 4Ward
**LED**

New
**190** Front Light
**LED**


**196** Tecnica
**LED**

New
**200** Tecnica Pro
**LED**


New
**204** iShop
**LED**

**206** iSight
**LED**

New
**210** View
**LED**

New
**210** View
Wall Washer
**LED**

**217** Cestello
**LED**

**214** Tilt
**LED**

**222** Cerchio

**222** Zoom

Tracks

New
**224** Standard
track

New
**226** Recessed
tracks

**228** Mini Limelight


## General lighting systems

**236** iPlan
**LED**

New
**241** iPlan Easy
**LED**

**245** Lightshine
High Contrast
**LED**

**245** Lightshine
Low Contrast
**LED**

**249** Mini Light air
Darklight


**249** Mini Light air
General Lighting

**252** Action
Darklight


**252** Action
General Lighting


**252** Action
Wall Washer

**258** iN30
High Contrast
**LED**

**258** iN30
Low Contrast
**LED**

New
**258** iN60
Darklight
**LED**

**258** iN60
Low Contrast
**LED**

New
**258** iN60
Wall Washer
**LED**

**258** iN90

# Product Overview Indoor lighting systems

## Recessed luminaires

**236** iPlan
**LED**

**241** iPlan Easy
**LED**

**274** Radix
**LED**

**275** Wide
UGR<19
**LED**

**275** Wide
General Lighting
**LED**

**276** Lineup
Darklight

**276** Lineup
General Lighting

**276** Lineup
Wall Washer



**252** Action

**258** iN 30
**LED**

**258** iN 30
High Contrast
**LED**

**258** iN 60
Darklight
**LED**

**258** iN 60
Low Contrast
**LED**

**258** iN 60
Wall Washer
**LED**

**258** iN 90
**LED**

## Pendants



**280** Gem

**282** Berlino

**284** iSign
**LED**

**186** 4Ward
**LED**




**190** Front Light
**LED**




**200** Tecnica Pro
**LED**

**180** Le Perroquet
**LED**

**217** Cestello
**LED**

**236** iPlan
**LED**

## Wall / ceiling / floor luminaires

**288** iRoll
**LED**

**672** iPro
micro / mini
**LED**

**292** Cup
**LED**

**294** Motus LED

**296** Motus

**296** Motus

**298** Mini Reglette
**LED**

**284** iSign
**LED**

**301** Plafoniere
**LED**

**635** iFace

**302** iTeka

**180** Le Perroquet
**LED**

New

**210** View
**LED**

**217** Cestello
**LED**

**236** iPlan
**LED**

New

**236** iPlan
**LED**

New

**241** iPlan Easy
**LED**

**580** Ledplus
all glass
**LED**

**580** Ledplus
all glass
**LED**

**582** Ledplus
stainless steel frame
**LED**

**474** Linealuce
Mini
**LED**

**483** Linealuce
Compact
**LED**

**318** Underscore
Grazer
**LED**

New
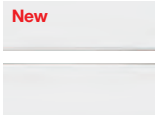
**643** Underscore
InOut 6
**LED**

New

**643** Underscore
InOut 10
**LED**

New

**643** Underscore
InOut 16
**LED**

### Floor lamps

**217** Cestello

**236** iPlan
**LED**

## Specific lighting effect luminaires

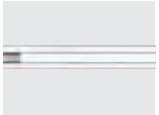
**304** Underscore6
**LED**

**304** Underscore
15/18
**LED**

**304** Underscore
X26
**LED**

**662** Trick
Radial
**LED**

**664** Trick
Light blade
**LED**

**666** Trick
Washer
**LED**

**631** Glim Cube
**LED**

**672** iPro micro / mini
down light
**LED**

**672** iPro micro
up/down light
**LED**

**323** PizzaKobra
**LED**

## Light Management Systems

**696** Master Pro
Evo

**712** LMS Quick

**718** Colour Quick

NORTHERN
HOTEL

# Product Overview Outdoor lighting systems

## Pole-mounted systems

**337** Albero
**LED**

**341** La Venaria
**LED**

New

**345** Fiamma
**LED**

**349** Anello
**LED**

**353** UFO
**LED**

**361** Crown
**LED**

New

**364** Twilight
Joburg
**LED**

New

**364** Twilight
Bilbao
**LED**

New

**364** Twilight
Canberra
**LED**

**371** iRoll 65
**LED**


**375** iTeka
**LED**

New

**380** Platea Pro
**LED**

**387** Lavinia
**LED**

**394** iRoad
**LED**


**399** Argo / Delphi
**LED**

**409** Wow
**LED**

**417** Archilede HP
**LED**

New

**422** Quid
**LED**

**429** CityWoody
**LED**

## Multiple floodlights

**435** FrameWoody
**LED**

**441** MultiWoody
**LED**

**449** MultiPro
**LED**

## Wall applications

New

**345** Fiamma
**LED**

**359** UFO
**LED**

**375** iTeka
**LED**

New

**380** Platea Pro
**LED**

**387** Sistema Lavinia
**LED**

**394** iRoad
**LED**


**399** Argo / Delphi
**LED**

**409** Wow
**LED**

**417** Archilede HP
**LED**

New

**422** Quid
**LED**

New

**429** CityWoody
**LED**

## Linear luminaires for façade lighting

**474** Linealuce
Mini
**LED**

**478** Linealuce
Mini recessed
**LED**

**483** Linealuce
Compact
**LED**


**488** Linealuce
Compact recessed
**LED**

**493** Linealuce
**LED**

**493** Linealuce FL

**496** Linealuce
recessed
**LED**

**500** Led Tube
**LED**

Kings Cross Square - London, UK
Architectural Project: Stanton Williams - Lighting Project: Studio Fractal - Photo: Will Scott

# Product Overview Outdoor lighting systems

## Floodlights

**509** iPro
micro
**LED**

**509** iPro
mini
**LED**

**509** iPro
small
**LED**

**509** iPro
medium
**LED**

**509** iPro
large
**LED**

**519** Miniwoody
**LED**

**519** Woody
**LED**

**519** MaxiWoody
compact
**LED**

**519** MaxiWoody
small
**LED**

**519** MaxiWoody
medium
**LED**

**519** MaxiWoody
large
**LED**

New

**534** Platea Pro
all glass
**LED**

New

**534** Platea Pro
**LED**

**539** Lingotto

New

**542** WaterApp
**LED**

## Recessed luminaires

New

**550** Light Up
Orbit 28 mm
**LED**

New

**550** Light Up
Orbit 50 mm
**LED**

New

**550** Light Up
Orbit 80 mm
**LED**

New

**550** Light Up
Earth 114 mm
**LED**

New

**550** Light Up
Earth 200 mm
**LED**

New

**550** Light Up
Earth 250 mm
**LED**

**550** Light Up
Walk Professional
**LED**


**550** Light Up
Walk Professional
**LED**

**550** Light Up
Light
**LED**

**550** Light Up
Walk inox
**LED**

**550** Light Up
Garden
**LED**

**550** Light Up
Balisage
**LED**

**575** Lun-Up
**LED**

**579** Ledplus
all glass
**LED**

**579** Ledplus
all glass
**LED**

**579** Ledplus
stainless steel frame
**LED**

**579** Ledplus
stainless steel frame
with screws **LED**


**579** Ledplus
stainless steel frame
with screws **LED**

New

**590** WaterApp
**LED**

## Wall/ceiling recessed luminaires

**579** Ledplus
stainless steel frame
**LED**

**579** Ledplus
floor washer
**LED**

**579** Ledplus
floor washer
**LED**

**593** Walky
Miniwalky
**LED**

**596** iRound
**LED**


**602** Laser Blade
InOut
**LED**

## Bollards and Systems for residential areas

**608** iTeka
**LED**

**612** iWay
**LED**

**612** iWay
**LED**


**612** iWay
**LED**


**612** iWay
**LED**

**616** Pencil
**LED**

**616** Pencil
**LED**

Systems for residential areas

New
**619** iPoint
bollards

**621** Zyl
bollards
**LED**

**621** Zyl
ceiling-mounted
**LED**

**621** Zyl
wall-mounted
**LED**

**624** Typha
**LED**

**626** Outer
**LED**

New
**626** Outer
wall-mounted
**LED**

New
**628** Outer oblique
bollards
**LED**

New
**628** Outer oblique
wall-mounted
**LED**

**631** Glim Cube
bollards
**LED**

**631** Glim Cube
wall-mounted
**LED**

**631** Glim Cube
wall-mounted
**LED**

**631** Glim Cube
wall-mounted
**LED**

**635** iFace
bollards

**635** iFace
wall/ceiling-mounted

**637** Ellipse
bollards
**LED**

**637** Ellipse
wall/ceiling-mounted
**LED**


**639** Bliz

## Wall and ceiling-mounted luminaires

**670** iPro
micro
**LED**

**670** iPro
mini
**LED**

**670** iPro
small
**LED**

**670** iPro
medium
**LED**

**670** iPro
large
**LED**

**679** iRoll 65
micro
**LED**

**679** iRoll 65
mini
**LED**

**679** iRoll 65
small
**LED**

**679** iRoll 65
large
**LED**

**284** iSign

**688** Full Square

**689** Full

**690** Comfort

**690** Comfort

## Specific lighting effect luminaires

New
**643** Underscore
InOut 6
**LED**

New
**643** Underscore
InOut 10
**LED**

New
**643** Underscore
InOut 16
**LED**


**661** Trick
Radial
**LED**

**661** Trick
Light blade
**LED**

**661** Trick
Washer
**LED**

**631** Glim Cube
**LED**

**670** iPro micro/mini
down light
**LED**

**670** iPro micro
up/down light
**LED**

**668** Kriss

## Light Management Systems

**696** Master Pro
DMX

# The Product Book system

Design is finally integrated: searching for new stimuli, finding inspiration and expressing personal stances and ideas, these are the actions that characterise the work of architecture and lighting **designers.** It is a complex journey of **know-how**, exploration and in-depth analysis. To satisfy these requirements, we have constructed a system of tools to help designers through the various steps of the process. Multidisciplinary, multi-level and constantly updated, the Product Book system **integrates design inspiration, technical specifications**, and in-depth formal and performance analyses to sustain highly advanced design processes.

The **printed catalogue** includes a presentation and description of both our indoor and outdoor products.

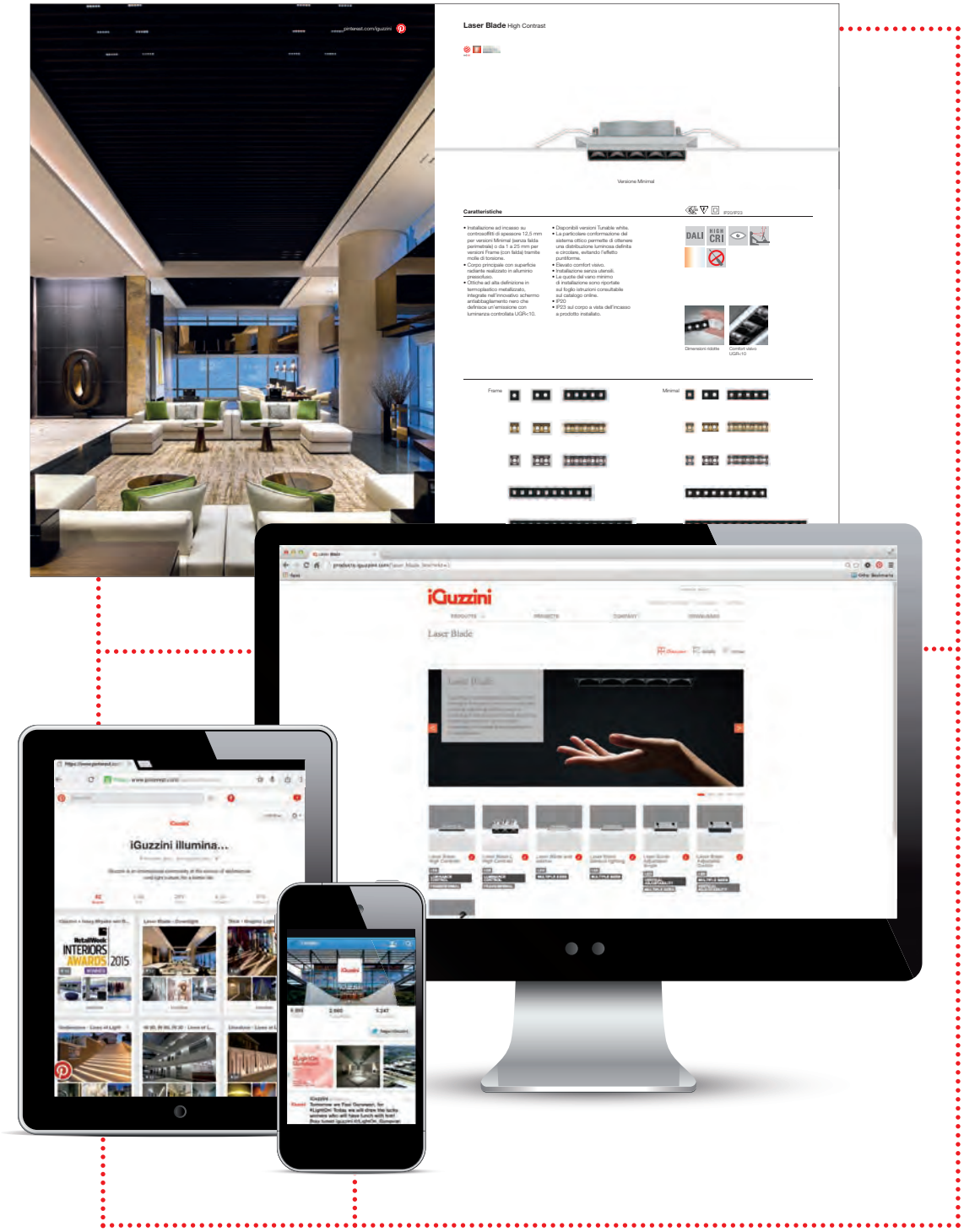


Get inspired, interact and nourish your creativity. Accounts on a variety of **social network** ensure we are always in close contact with our community.

**products.iguzzini.com** is dynamic, immediate and updated in real time. It is an online catalogue created to facilitate professional design.

# The Product Book system

**products.iguzzini.com**
Navigating products.iguzzini.com is quick and intuitive and available on **a wide range of devices**. It includes technical sheets, **performance** data, and installation instructions, with **photometrics** and reference parameters. There are six search methods and three types of information display. 3 clicks are all you need to  nd anything you want about a single product code: **technical specifications**, photometry, instruction sheets and 2D/3D illustrations. This is a tool that provides real time updates on all the latest iGuzzini products as well as comprehensive information about their features, effects and **applications**.

## There are six types of product search

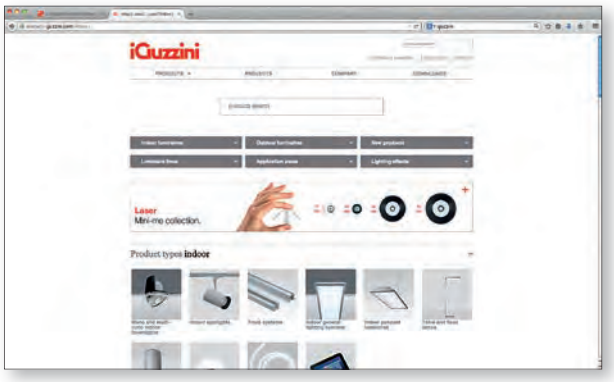


**1 - Free search**

The **database** provides a list of products relevant to the search criteria entered.

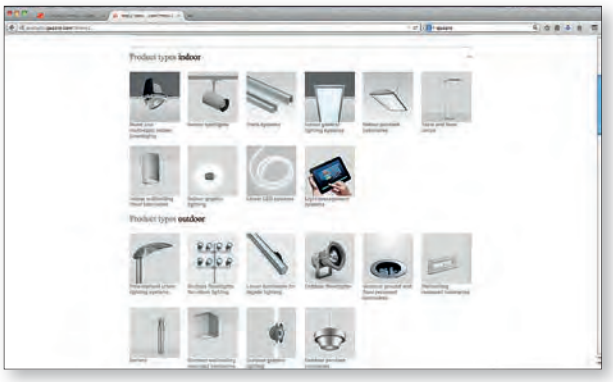


**2 - Indoor and outdoor product types**

This divides the iGuzzini lighting **range** into indoor and outdoor product types.

**3 - 2016 new products**

A section that is constantly updated so you don't miss any of our latest **innovations**.

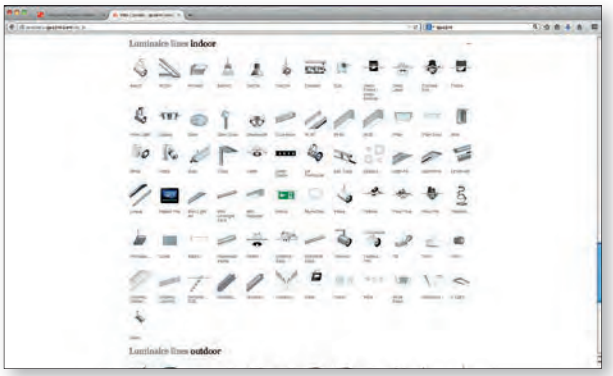


**4 - Product lines**

A comprehensive overview of our lighting proposals for indoor and outdoor **contexts**.

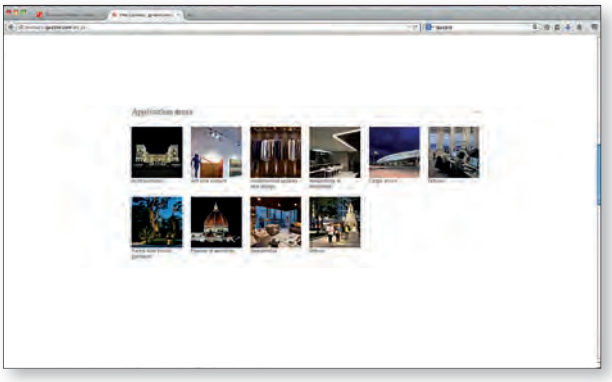

**5 - Application areas**

Choose the application **area** to display the available products.

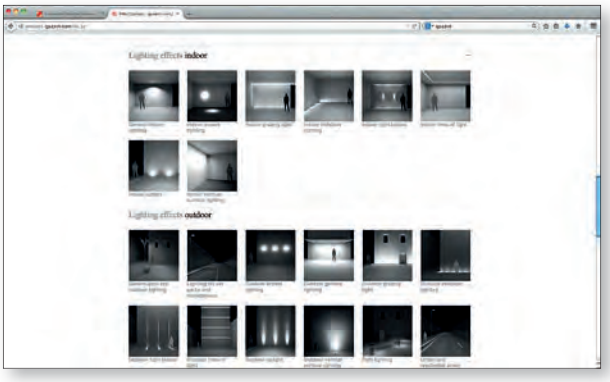

**6 - Light effects**

Find the product you need by first selecting the desired light **effect**.

## Search results

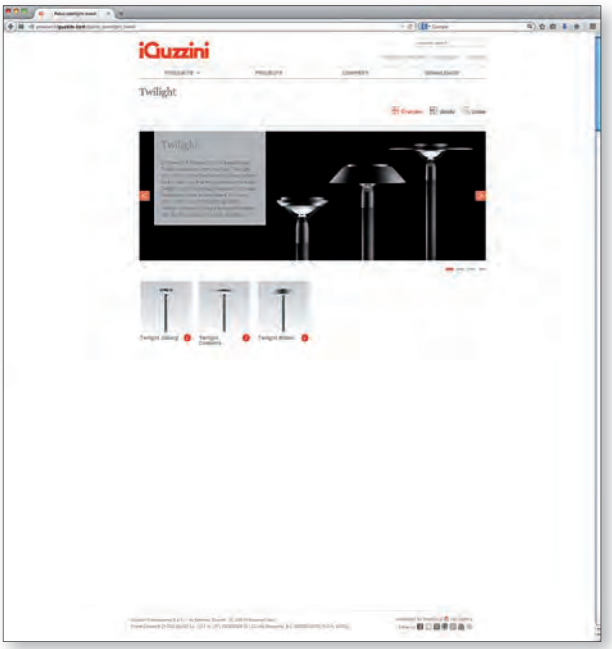


**Lines**

An overview of the main style and technical features for a particular **product line**.

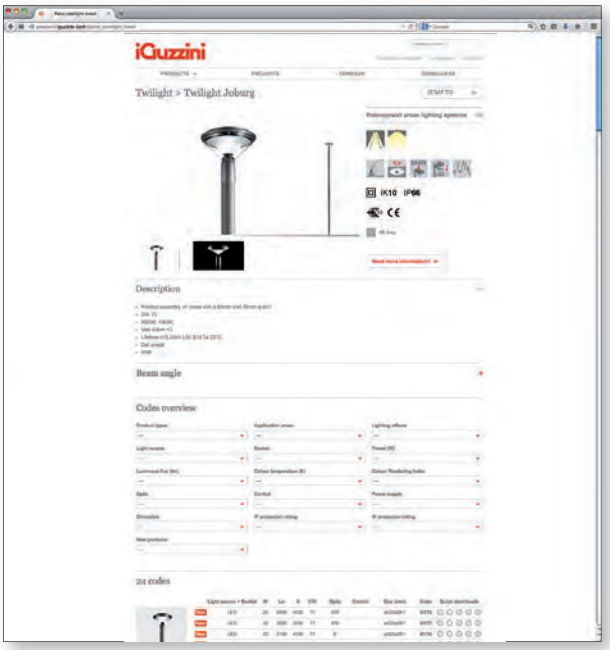


**Codes**

A detailed profile of an individual lighting device complete with all the required le **specifications**.

**Rapid download**
- Technical sheet
- Installation instruction
- Photometric data
- 2D/3D drawings
- Certification
- Dialux plug-in

**Advanced download:**
Customized documentation can be obtained by selecting a specific lamp and optic accessories.

# The Product Book system

**@iguzzini**
Constantly in movement and updated in real time. Our social media accounts are designed to stimulate and inspire as well as helping to share ideas and experiences. Enjoying our products through videos, images and copy has never been so easy.

There are community backstage experiences, designs, production processes, previews, live event coverage and much more. We are open to and curious about differences, and we believe in generating new know-how through continuous dialogue.

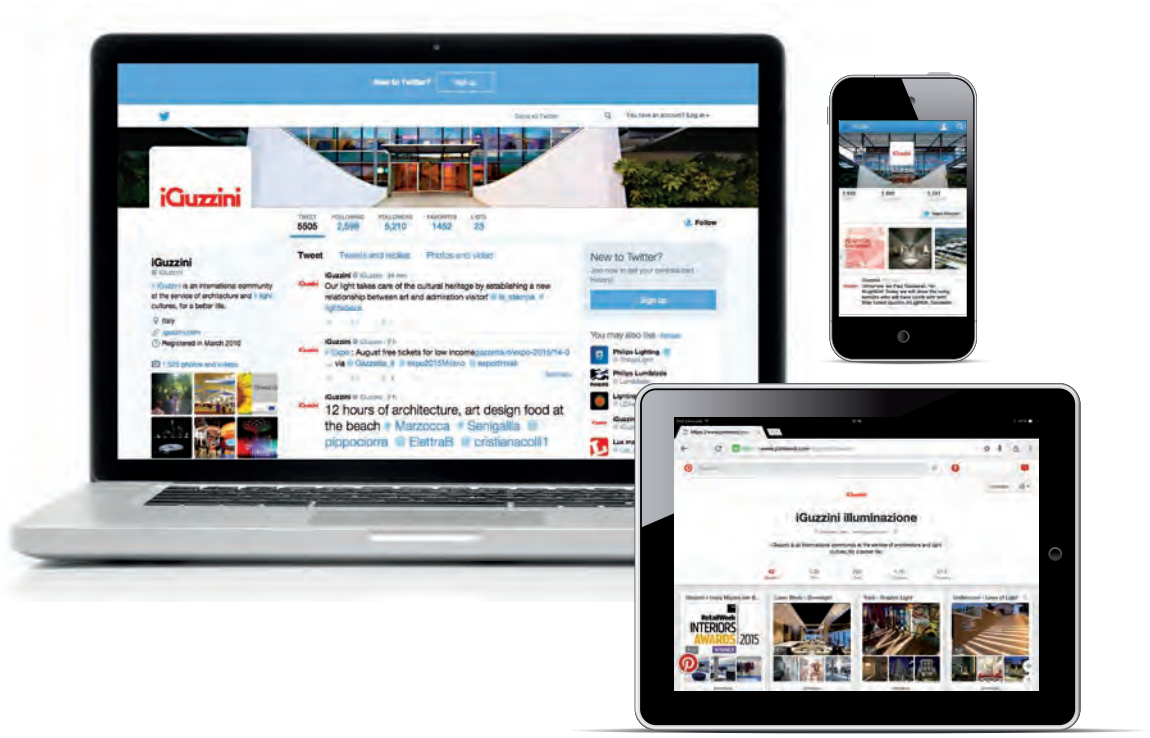


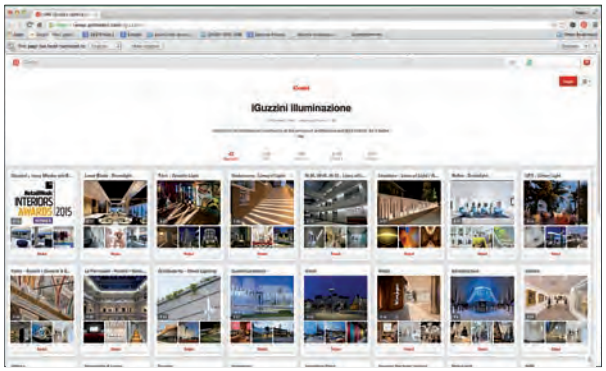


**pinterest/iguzzini**

A collection of product and application images for design inspiration.

**twitter/iguzzini**

140 characters to keep everyone up to date and ensure you don't miss any exciting news.

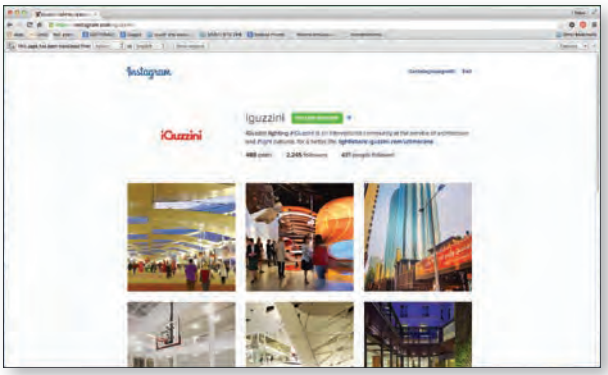

**instagram/iguzzini**

A daily photographic showcase offering unique and original content.

**linkedin/company/iguzzini**

A network where you can share, interact, compare notes and enjoy light based experiences.

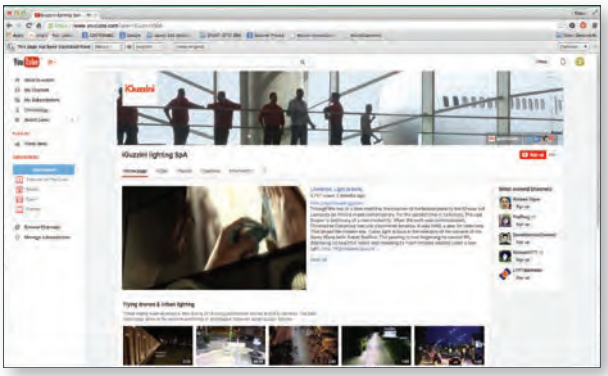

**youtube/iguzzinispa**

A channel for reliving events, viewing product clips, and exploring application case studies.

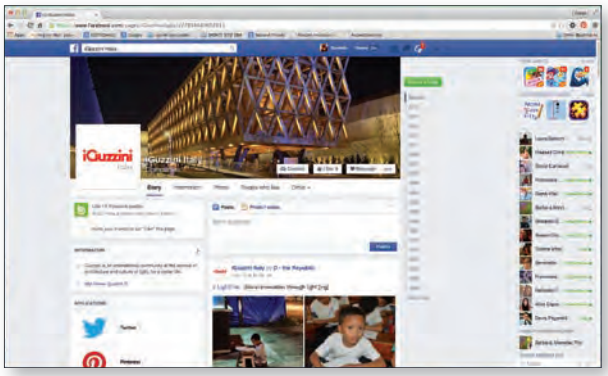

**facebook/iguzzini**

A network where you can share, interact, compare notes and enjoy light based experiences.

**weibo/iguzzinichina**

A platform to discover the world of light seen from Shanghai.

# Our values

## Social innovation through lighting

Total innovation in ideas, in opinions, in products, processes and services. At iGuzzini, every value is a byword for **industrial** progress and **technological research**. There is something solid, positive and long-term in the idea of working with a long-standing perspective. It means laying concrete foundations, satisfying ideas and making plans for the future.
The challenge we face is to improve existing solutions and create new ones. To achieve this we continuously interact with international **design** leaders and manufacturers of technology best in their class.

# Our values

**Industry**
Performance excellence requires advanced processes and specialized, integrated skills.
This is why we have decided to work together with the most reliable partners worldwide: to ensure we have the best components, to share information and to guarantee that everything is in line with the most up-to-date technology.

We have adopted World Class Manufacturing, a work process that features zero faults, zero waste and zero delivery delays. We are always confident about what we do as our production procedures are continuously assessed by independent bodies.

**Company Certifications**

**1994** ISO 9001 Company Quality Certification
**2008** ISO 14001 Company Environmental Certification
**2014** Certificazione aziendale ISO ISO 50001 Company Energy Management Certification

**Product Certifications**

since **1976** all products have obtained IMQ trademark certification
since **1996** all products have obtained ENEC trademark certification
since **2004** all products have obtained CCC trademark certification

**Safety Standard Certifications**

**1973** start up
**1992** IMQ/ S.M.T. procedure accreditation to obtain IMQ and ENEC trademark certification (with DEMKO/UL too)
**2004** UL (Underwriters Laboratories) accreditation to obtain UL trademark certification
**2011** CQCC (China Quality Certification Center) accreditation to obtain CCC (China Compulsory Certification) trademark certification

**Photometric Certifications**

**1981** start up
**1997** IMQ accreditation to obtain IMQ Performance - photometric data certification and energy efficiency
**2011** UL accreditation to conduct in compliance with the LM79 standard - photometric data certification and energy efficiency

**Design**
Design, the founding element of our heritage, is not simply a question of style. It is something that affects the entire iGuzzini product development process.
To guarantee top performance, reliability and optimum visual experience, designing a luminaire means combining elements that complement each other.

This requires a wide range of skills and expertise in a variety of disciplines. This is the only way to create elegant luminaires that decorate space while also controlling light emission so perfect visual quality is guaranteed for each and every context.

# Our values

## Every projects counts

We continually define new ways of designing light and new application contexts. Major urban, cultural and social projects offer new experiences and opportunities to highlight architectural details and enhance surfaces and volumes.
Light is currently leading a profound architectural revolution. It has become central to the quality and wellbeing of any environment, including offices, museums, retail spaces and spiritual, professional and residential contexts as well as parks and gardens.

**1** Tauromochia Art Centre
Malaga, Spain

**2** Central Station
Frankfurt, Germany

**3** Lotte Hotel
Hanoi, Vietnam

**4** Michael Kors
Shanghai, China

**5** Kings Cross Square
London, United Kingdom

**6** Queen Alia International airport
Amman, Jordan

**7** Königsplatz Augsburg
Tram and Bus Station
Augsburg, Germany

**8** Studio Matteo Nunziati
Milan, Italy

1



2

3

4

- **Culture**
- **Hospitality&Living**
- **Retail**
- **Working**
- **Urban**
- **Infrastructure**

pinterest.com/iguzzini

To view other projects, check out the iGuzzini Pinterest boards.

5

6

7

8

# Topics 16

## 2016 technological innovations

Every year our research focuses on a variety of **areas** including optics, electronics, design and **graphic lighting**. To achieve lower consumption, longer product life, minimum operating temperatures, excellent light yield and new effects, we construct **highly advanced** production processes.
We exploit nanotechnology and we work on the physics of materials. We have improved heat dissipation mechanisms, corrosion resistance, and the colour quality and flux of our luminaires. Smart grid connections, sensor mechanisms and multilayering are other areas that our scientific research is currently exploring.

# Topics 16

## It's in the product

We design optics to design light.
We believe that visual comfort is created in and by the lens. We study form and shape, materials, screens and reflectors to build exclusive optic systems that direct and maximise light flow and enhance the quality of the light source. Each optic has its own special function that guarantees sustainable clarity of vision.

OPTI BEAM

**Opti Beam Reflector**
The result of lengthy research, this optic improves colour uniformity by eliminating halos and removing stains or double rings that may be generated by traditional LED lamps.

- Palco
- Palco Wall Washer
- Palco framer
- 4Ward
- Front Light
- Tecnica
- Tecnica Pro
- iShop
- iSight

**Opti Beam Lens**
This high intensity super spot optic is ultra compact. The light beam is even and well defined, with no colour aberrations, and maximum visual comfort is guaranteed by a spill-ring inside the lens*.
*Two Patents Pending

- Palco
- 4Ward
- Front Light
- Tecnica Pro
- iShop

**Opti Linear**
A highly reflective, compact luminous eyelid with the same linear shape as the LED. Very Wide Flood and Wall Washer distribution.

- View

Opti Beam
Reflector



Opti Beam
Lens



Opti
Linear

Laser Blade
Wall Washer



# Topics 16

## It's in the product

More advanced technology, less light dispersion and higher energy savings. We design and produce our LED products to ensure their quality and yield is improved year after year. Our Innovation Lab seeks to achieve: maximum light efficiency, superior visual comfort, and a correctly directed, uniform light flux that uses highly reflective materials if necessary.

**Opti Smart Reflector**
Efficiency and visual comfort for our outdoor products.
This optic improves light flux, guarantees low consumption and long lamp life and reduces $Co_2$ emissions.

- UFO
- Crown
- iTeka
- Platea Pro
- Lavinia
- iRoad
- Argo / Delphi
- Argo span-wire installation
- Wow
- Archilede HP
- CityWoody
- MultiWoody

**Opti Smart Lens**
"Tailormade" lenses modelled with free-form technology to define shapes and forms perfectly and exploit light flow to the full.

- Quid

**Platea Pro Optic**



**Opti Smart Reflectors**



Glare index G4

Glare index G6

**Opti Smart Lens**



**Trick Optic**

**Twilight Optic**





# Topics 16

**Visual Wellness**

Light for well-being and light for mankind.
We have nullified the dark or negative side of light.
In interiors, psychological glare is gauged at a value of UGR<19 and <3000 cd/m² controlled luminance. Our new Super Comfort optics reach values of UGR<10 and <1500 cd/m² luminance, eliminating glare completely. 360° visual well-being means taking care of both active and passive beneficiaries. With street lighting the risk of debilitating glare is monitored by the parameter Ti.

In urban areas, on the other hand, it is monitored by the parameter G that also gauges obstructive light, while psychological glare is measured with the indicator D. iGuzzini's new professional solutions have achieved an outstanding rating of G6 equivalent to zero intensity at 90°, and D6 equivalent to zero physiological and psychological glare. So... let there be light, but quality light!

**Warm Dimming**

Innovating means applying new technology without renouncing the beauty of the past. One of the characteristics of LEDs is that they keep their colour temperature constant even when the light intensity varies. Whereas with halogen lamps the two variables are completely dependent on each other. It is this correlation that keeps the old technology alive as the effect is extremely popular with both designers and the general public. For this reason, iGuzzini has conducted research in the opposite direction to win back the reactive light of halogen lamps while maintaining all the extraordinary performance of LEDs. Warm Dimming is a new function where the colour temperature varies from 2700K to 1800K when light intensity is reduced (even down to 5%), but colour rendering remains constant. All this is achieved with one driver only in an incredible design that also offers formal consistency, cost effectiveness and easy-to-install components. Thanks to Warm Dimming, LED technology has won over the hospitality & living sectors too.

Warm Dimming is available for the following products: Laser

1800



2700K



# Topics 16

## LED is B

Choosing an LED product involves analysing a much wider range of data than is normally required to judge a traditional light source. An LED product continues to function even when the declared number of lifetime hours has been reached, but it is fundamental to understand how it will behave. The “L” and “B” parameters describe the value of the final luminous flux (L) precisely, as well as the level of confidence in the data expressed (B).

The new generation of iGuzzini products all stipulate either B10 or B20. This is the result of precise monitoring throughout the entire LED chain, from the supplier to the internal design and production process. The information is considered complete when the estimated ambient temperature is also declared. The data supplied is all certified by our IMQ, UL and CQCC accredited laboratory.

B10 indicates a 90% reliability level at the point the declared lifetime is reached with the light flow indicated




LED iGuzzini **B10**

common LEDs on market **B50**

50.000h L80 B10 (ta 25°C), for example, means that the flow will be 80% of the initial value (L80) after 50.000h with a confidence of 90% (B10), at an ambient temperature of 25°C. This means the level of uncertainty regarding the data is only 10% (B10), so the data is extremely reliable.
Whereas if the level of uncertainty is B50, or 50%, the reliability of the data is obviously lower.

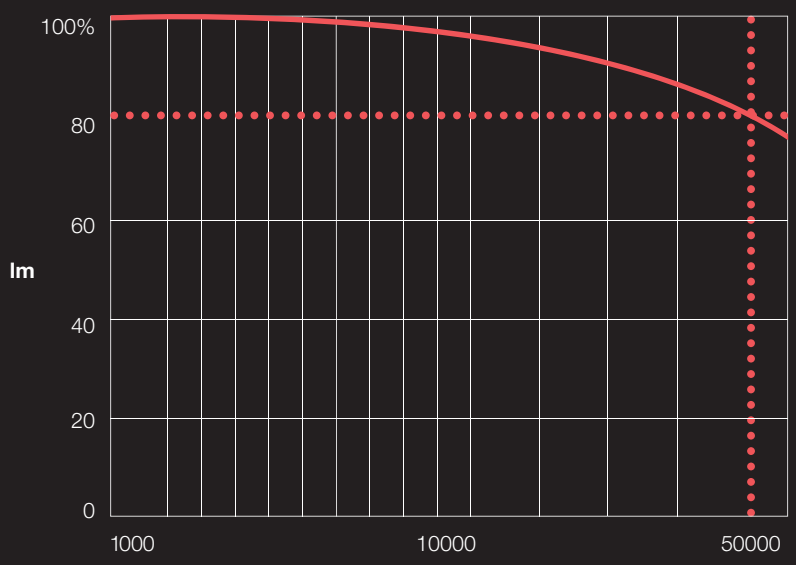

**Tunable White**

White light consists of all the colours in the visible spectrum, but it is the intensity of the individual components that dictates the quality of the perceived and emitted distribution.
This means that in contexts seeking to enhance the appeal of displayed items and materials, choosing the right colour temperature is essential.
Tunable White technology creates dynamic white light by varying colour temperature from 2700K to 5700K, while keeping light intensity constant.
This highly versatile function adapts light to suit any situation perfectly. It is therefore an ideal solution for lighting a wide range of contexts, especially retail spaces where products and displays are changed constantly.

Tunable White is available for the following products: Laser Blade, Linealuce

2700K 5700K

Fabrics

Metals

# New Tools 16

## 2016 product news

Longer lasting and more **reliable** solutions that can adapt to any space and blend in with any environment.
Our luminaires are increasingly becoming hi-tech, ultra compact light tools with levels of lighting **performance** that achieve the impossible.
Sharp, precise, uniform lighting effects and versatile application designs make our luminaires a truly unique solution for any architectural or urban feature.
We want to contribute to social innovation through light to raise awareness and build a sustainable future.

# New tools
Indoor

## Laser Blade L
With its new adjustable and WW versions, Laser Blade L replicates the exceptional performance of the Laser Blade luminaire, but with a larger body. This completes the evolution of the Laser Blade family as it features all the style characteristics of both the frame and minimal fixed version. In addition to the three Medium, Flood and Wide Flood optic distributions with the Opti Beam reflector, we have now added a Narrow Spot optic. Total vertical illumination, on the other hand, is provided with a Wall Washer distribution that ensures uniformity from the very top of the surface to the very bottom. Laser Blade L adjustable offers light comfort and flexibility to space, whereas WW creates vertical spatiality. This makes the luminaire ideal for both Retail and Hospitality environments.

All technical lighting features of Laser Blade L Adjustable and Laser Blade L Wall Washer are presented on pages 74 and 77 and on products.iguzzini.com/laser_blade_line

**Laser Blade L** Wall Washer

**Laser Blade L** Adjustable

## Laser

We have created a masterpiece of lighting microsurgery. Laser is the first Mini-me collection in the lighting sector. It is an extraordinary solution for both lighting and decorating spaces with discretion and elegance. This includes satisfying all the application requirements of retail, hospitality and residential environments.

Laser is an innovative combination of form, colour, dimensions, applications, optics, technology and functionality with one common characteristic: visual well-being (UGR<15).

All technical lighting features of Laser are presented on page 136 and on products.iguzzini.com/laser_line

Finishes

Accessories

# New tools
Indoor

## View
View interprets the value of linear elegance that expresses beauty through simplicity.
The spotlight uses Opti Linear technology developed in collaboration with Arup, with an anodized, super-pure aluminium reflector to duplicate light and illuminate vertical surfaces with superior uniformity using very wide flood and wall washer optics.

View can also be used as a wall-mounted luminaire with an upward beam that creates comfortable, indirect light. This versatile product is ideal for lighting retail, museum, reception and shared environments.

All technical lighting features of View are presented on page 210 and on products.iguzzini.com/view_line

**4Ward**

Metropolitan life is a continuous flux. People, thoughts, images and sounds are constantly moving.
4ward's design transforms the fluid power of light into an experience you can tune into. It underlines, softens and highlights, as well as creating a range of values to point your eyes in a new direction.

The spotlight's performance is characterised by superior visual comfort and formal simplicity that make it ideal for both museums and retail displays. 4ward is hi-fidelity light.

All technical lighting features of 4Ward are presented on page 186 and on products.iguzzini.com/4ward_line

# New tools
Indoor

## Reflex
We wanted to add comfort to comfort, creating a C.o.B version of Reflex. Super Comfort, with UGR<10 and luminance <1.500 cd/m$^2$ at angles of <65°.
Visual well-being is a priority for us and we want it in every application. We have combined our knowledge of optics with Arup's innovative design skills to create a solution integrated into the surrounding architecture. The result is outstanding. This version completely eliminates glare and maximises useful light.
Total efficacy: visual and energetic.

Ideal for working environments and areas of transit, ensuring maximum visual ergonomics.
With a clean and captivating design, Reflex Super Comfort is available in two different sizes and has three light distribution settings with high luminous flux values in order to allow for application in large spaces, such as airports and stations, up to 15 m in height.

All technical lighting features of Reflex are presented on page 90 and on products.iguzzini.com/reflex_line



**Radix**
Roots are the things that anchor us to life.
So Radix digs metaphorically into the ceiling
to add to a new dimension of depth.
This creates a light effect, like the opening in a lantern,
and the perimetric emission of the LEDs provides
soft and comfortable, UGR<19, controlled luminance
diffusion.

The quality of the optic allows an extremely high level of efficiency to be achieved, so the luminaire is ideal for office environments. With its character and functionality this successful design humanises light without ever being blatant.

All technical lighting features of Radix are presented on page 274
and on products.iguzzini.com/radix_line



# New tools
Outdoor

**Twilight**
Miniaturizing the C.o.B. LED lamp and optic unit has allowed us to reduce the size of lamps for exteriors too. This means that these luminaires take up less space, while maintaining the same high levels of uniformity, efficiency and visual comfort. The optic has been painstakingly researched, developed and differentiated to guarantee the best distribution, whether symmetrical or elliptical. The symmetrical optic is particularly suited to lighting contexts for public areas, parks and squares. The elliptical optic, on the other hand, is the ideal solution for lighting pedestrian or cycle paths only in the areas requested and nullifying any intrusive light. Twilight is urban compactness.

All technical lighting features of Twilight are presented on page 364 and on products.iguzzini.com/twilight_line

**Quid**

Quid's sleek design is inspired by the desire to strip off anything that is superfluous and focus on the product's essence. The distribution of its geometrical volumes is carefully designed to emphasize the luminaire's hi-tech character, and a formal contrast of curves and straight lines gives it a rational, balanced harmony. Quid is an LED street light that meets a wide range of present and future requirements, from a simple on-off mechanism to Dali management, which is the key means of access to potential "smart-city" integration. ST1 / ST1.2 and asymmetric street optics are available with Optismart lenses. Immediate energy savings of over 65% can be enjoyed even by just replacing the existing lamps (like high pressure sodium or mercury lamps) in a system. Quid is an eco-design too, so at the end of its life, it can easily be broken down into its recyclable parts. Quid is now, but it's tomorrow too.

All technical lighting features of Quid are presented on page 422 and on products.iguzzini.com/quid_line

# New tools
Outdoor

**Fiamma**
The most modern antique form in existence.
Fiamma is a totally restyled version of a traditional, garden or courtyard lantern, as this antique light source did not just illuminate the hearts of historic palaces, it embellished them as well. The luminaire was designed by the architect De Lucchi, for his prestigious Residenze Litta project.
Its modern design blows the dust off the past, and its innovative technology and style conserves a heart of light inside a double layer of diffusers that amplify its depth, visual well-being, and precious sense of warmth.
Fiamma brings contemporary design to new, urban, open or closed courtyards, where beauty meets modernity.

All technical lighting features of Fiamma are presented on page 345 and on products.iguzzini.com/fiamma_line

**Platea Pro**

Versatility and optic innovation. The elegant, clean-cut design of this architectural and street floodlight offers a vast range of distributions. We have carefully researched each optic with the aim of minimizing depth and maximising uniformity, beam sharpness and visual well-being to obtain an exceptional level of lighting performance.

A swivel joint also allows the style of the application to be changed. Two finishes customize its aesthetics and accessories move the light in new directions.

All technical lighting features of Platea Pro are presented on page 380 and on products.iguzzini.com/platea_pro_line

# New tools
Outdoor

## Underscore InOut
Underscore InOut liberates light and turns it into an artist's brushstroke that highlights outdoor architecture, like facades or distinctive urban features.
Underscore InOut has been patented to guarantee its correct operation even at extreme temperatures, from -30°C to +45°C and its resistance to both thermal and mechanical stress. Its finish is also extremely resistant to atmospheric agents, like UV rays, while colour temperature and efficiency are kept constant. The luminaire is also highly reliable in the event of fire or immersion. Underscore InOut is a long-lasting, graphic stroke of light.

All technical lighting features of Underscore InOut are presented on page 643 and on products.iguzzini.com/underscore_inout_line



**Light Up**
Every lighting request finds the right solution in the new light-up collection. The Orbit and Earth series offers multiple optics and light distributions with wall, ceiling or ground-mounted applications in a range of six different sizes, starting from just 28cm.
They also boast internal adjustability without having to open the product and maximum reliability over time.

We have turned on the light for night time liveability, so people can walk, run, talk and admire the architecture of our cities, venues and gardens.

All technical lighting features of Light Up are presented on page 550 and on products.iguzzini.com/light_up_line



# Coordinated design options

## Formal continuity, continuous innovation.

One of the distinctive and historic **strengths** of our range, are its coordinated lines that allow formal consistency and performance to be maintained for different application requirements. Coordinated products extend in both a **horizontal** direction (suspended, wall or base-mounted luminaires) and a **vertical** direction with ranges that vary in terms of both size and power.

We then went one step further by maintaining style consistency between interiors and exteriors.

Coordinating these luminaires is not simply a question of size, but a careful adjustment of function, form and technology.

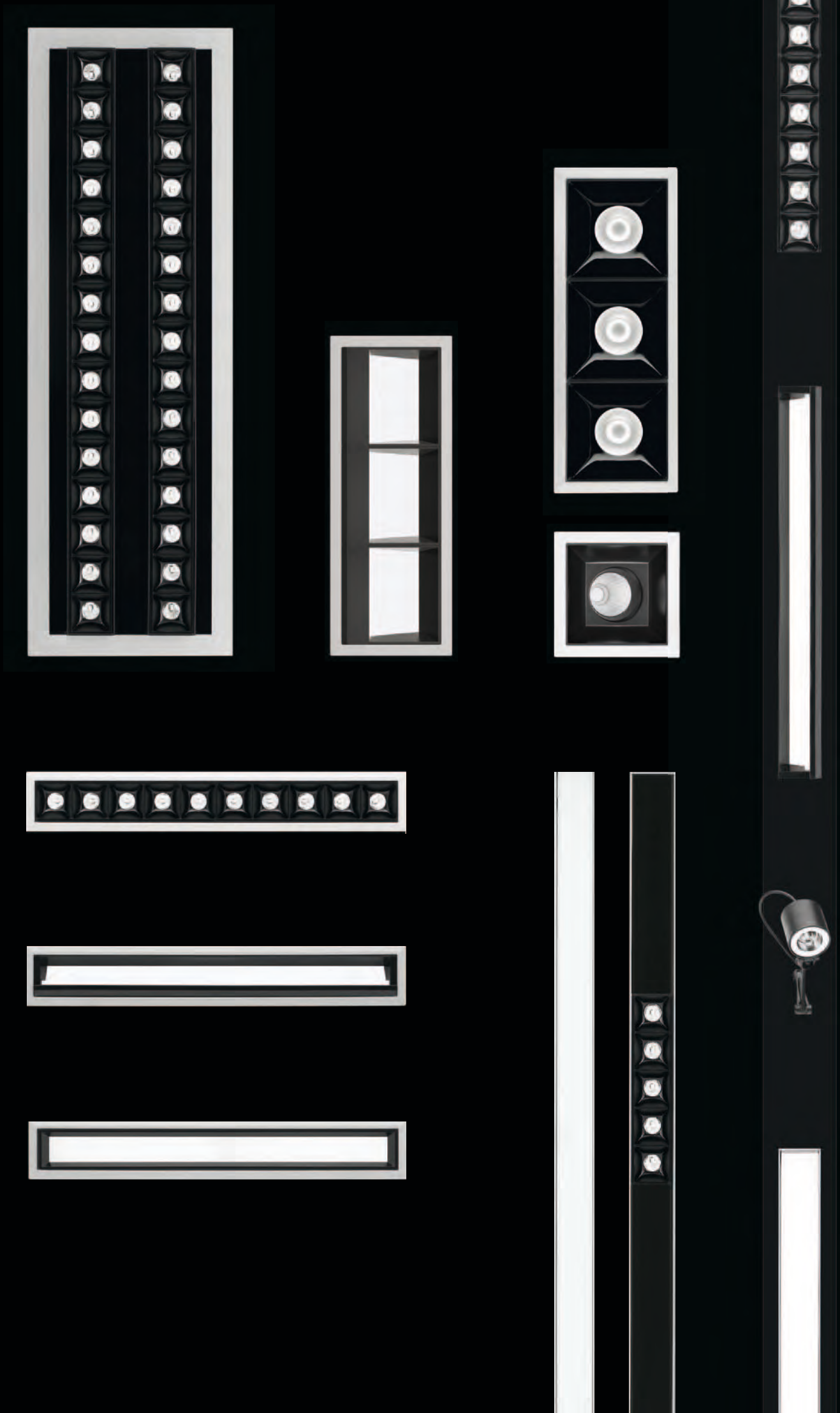

# Coordinated design options

## Laser Blade

**High Contrast L**
page 71

**Adjustable L**
page 74

**Wall Washer L**
page 77

**High Contrast**
page 58

**Wall Washer**
page 63

**General Lighting**
page 66

**Adjustable**
page 68

**System53**
page 80

**InOut**
page 602

## 4Ward

**Spotlight**
page 186

**Track suspension**
page 186

## Front Light

**Spotlight**
page 190

**Track suspension**
page 190

## Le Perroquet

**Spotlight**
page 180

**Wall/ceiling mounted**
page180

**Track suspension**
page 180

**Suspension with base**
page 180

## Cestello

**Spotlight**
page 217

**Wall mounted**
page 217

**Pendant**
page 217

**Floor lamp**
page 217

## iPlan

**Pendant**
page 236

**Wall-mounted**
page 236

**Ceiling-mounted**
page 236

**Recessed**
page 236

**Floor lamp**
page 236

## Trick

**Radial**
page 662

**Light Blade 360°**
page 664

**Light Blade 180°**
page 664

**Washer**
page 666

## Linealuce

**Mini / Mini recessed**
page 473

**Compact / Compact recessed**
page 473

## iPro

**Floodlight micro**
page 510

**Floodlight mini**
page 510

**Floodlight**
page 512

**Ceiling-mounted**
page 670

**Wall-mounted**
page 670

**Multi Pro**
page 449

## Woody

**Floodlight Miniwoody**
page 520

**Floodlight Woody**
page 520

**Floodlight MaxiWoody**
page 528

**City Woody**
page 429

**Frame Woody**
page 435

**Multi Woody**
page 441

## Platea Pro

**Floodlight**
all glass
page 534

**Floodlight**
page 534

**Pole-mounted system**
page 380

## iRoll 65

**Ceiling-mounted**
page 645

**Wall-mounted**
down light
page 645

**Wall-mounted**
up/down light
page 645

**Pole-mounted system**
page 371

## iTeka

**Bollards**
page 608



**Pole-mounted system**
page 375

**Floodlight**
page 608

**Wall-mounted**
page 608

**Wall-mounted**
page 608

## Glim Cube

**Bollards**
page 631

**Wall-mounted**
page 631

**Wall-mounted**
Up or down light
page 631

**Wall-mounted**
Up/down light
page 631

**Wall-mounted**
Light Blade
page 631

## Zyl

**Bollards**
page 621

**Wall-mounted**
page 621

**Pendant**
page 621

pinterest.com/iguzzini

# Downlights

## Downlights

New
**56** Laser Blade
High Contrast
**LED**

New
**56** Laser Blade
Wall Washer
**LED**

**56** Laser Blade
General Lighting
**LED**

New
**56** Laser Blade L
High Contrast
**LED**

New
**56** Laser Blade L
Adjustable
**LED**

New
**56** Laser Blade L
Wall Washer
**LED**

**88** Reflex C.o.B.
fixed
**LED**

New
**88** Reflex C.o.B.
fixed Super Comfort
**LED**

New
**88** Reflex C.o.B.
fixed white
**LED**

**88** Reflex C.o.B.
adjustable
**LED**

**88** Reflex C.o.B.
Wall Washer
**LED**

**88** Reflex L.L.E.
fixed
**LED**

**88** Reflex L.L.E.
fixed
**LED**

**88** Reflex
fixed

**88** Reflex
adjustable

**88** Reflex
Wall Washer

**114** Sistema
Easy MH

**114** Sistema
Easy FL

**114** Sistema
Easy FL

**123** Pixel Pro
**LED**

**132** Pixel Plus
**LED**

New
**136** Laser
fixed
**LED**

New
**136** Laser
adjustable
**LED**

New
**136** Laser
Wall Washer
**LED**

New
**136** Laser
fixed
**LED**

New
**136** Laser
Wall Washer
**LED**

New
**152** Laser Pinhole
fixed
**LED**

New
**152** Laser Pinhole
adjustable
**LED**

New
**152** Laser Pinhole
Wall Washer
**LED**

New
**152** Laser Pinhole
fixed
**LED**

New
**152** Laser Pinhole
adjustable
**LED**

New
**152** Laser Pinhole
Wall Washer
**LED**

**156** Deep Laser
**LED**

**156** Deep Laser
**LED**

**160** Express Evo
**LED**

New
**162** Deep Frame /
Deep Minimal
**LED**

## Adjustable multi-lamp luminaires

**123** Pixel Pro
Frame
**LED**

New
**152** Laser Pinhole

**56** Laser Blade
Adjustable
**LED**

New
**162** Deep Frame /
Deep Minimal
**LED**

## Recessed modular system

**80** Laser Blade
System53
**LED**

Duomo market - Milan, Italy

Customer: Gruppo Autogrill
Architectural project: AMDL
Lighting project: Dean Skira
Artwork: Adam Lowe
Photo: Lorenzo Palizzolo

# Downlights

| | Laser Blade | Laser Blade L | Reflex C.o.B. | Reflex L.L.E. | Reflex | Sistema Easy |
|---|---|---|---|---|---|---|
| | | | | |  | |
| | | | | | | |
| **Fixed horizontal luminaires** | ● | ● | ● | ● | ● | ● |
| **Adjustable horizontal luminaires** | ● | ● | ● | | ● | |
| **Wall-Washer vertical luminaires** | ● | ● | ● | | ● | ● |
| **Installation with rim (Frame)** | ● | ● | ● | ● | ● | ● |
| **Installation flush to ceiling (Minimal)** | ● | ● | ● | | ● | |
| LED **LED lamp** | ● | ● | ● | ● | | |
| **Traditional lamp** | | | | | ● | ● |

| Pixel Pro | Pixel plus | Laser | Laser Pinhole | Deep Laser | Express Evo | Deep Frame / Minimal |
|---|---|---|---|---|---|---|
| | | | | | | |
| | | | | | | |
| | | ● | ● | ● | | ● |
| ● | ● | ● | ● | ● | ● | |
| | | ● | ● | | | |
| ● | ● | ● | ● | ● | ● | ● |
| | | ● | | ● | | ● |
| ● | ● | ● | ● | ● | ● | ● |
| ● | ● | | ● | ● | | |

# Downlights

## Coloured filters

The luminaire/coloured filters combination uses colours to emphasise and change spaces and objects.

## Soft Lens filter

This filter defines the borders of the light cone.

with filter

without filter

## IR/UV filter

These filters reduce and control ultraviolet (UV) and infrared (IR) rays.

## Controlled luminance

Luminaires equipped with these optics ($L \leq 1000$ cd/m$^2$ for $\alpha < 65°$) are suitable for use in environments with video terminals in accordance with EN 12464-1.

## High output

These optics allow compliance with European standards, guaranteeing a high level of light output and consequent energy savings.

## Double-adjustability

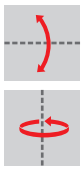

These luminaires permit rotation around vertical axis and tilting with respect to horizontal plane. Degrees change according to luminaire.

## Installation

Recessed luminaires can be installed flush with the ceiling (Minimal or frameless version) or using the outer rim (Frame version). The minimum sizes of the installation compartment are displayed in the product's instruction leaflet.

Minimal version

Frame version

## Electronic features

### Ballast Multiwatt

The luminaires are equipped with ballasts for fluorescent lamps which allow selection of the installed power. This means greater flexibility in terms of use and consequent energy savings.

### Emergency lighting

Luminaires incorporating an emergency device, in compliance with the regulations governing their use, are now widespread in homes, offices and public areas.

### Direct Dim

This system allows DALI luminaires to be dimmable even using a standard electric button.

Lotte Hotel - Hanoi, Vietnam

Architectural project: (Internal): Wilsons Associates
Lighting project: Project Lighting Design Pte Ltd
Photo: Mr Sam Nugroho

pinterest.com/iguzzini

# Laser Blade

**Laser Blade**
**High Contrast**
UGR<10
frame / minimal
page 58

Spot
α 12°

Flood
α 32°

Wide Flood
α 48°

**Laser Blade**
**Wall Washer**
frame / minimal
page 63

Wall Washer

**Laser Blade L**
**High Contrast**
UGR<10
frame / minimal
page 71

Medium
α 19°

Flood
α 30°

Wide Flood
α 54°

**Laser Blade L**
**Adjustable**
frame / minimal
page 74

Adjustable
Spot

Adjustable
Medium

Adjustable
Flood

Adjustable
Wide Flood

**Laser Blade**
**General Lighting**
frame
page 66

General
Lighting

**Laser Blade**
**Adjustable**
UGR<10
single / double
page 68

Adjustable
Spot
α 12°

Adjustable
Flood
α 32°

Adjustable
Wide Flood
α 48°

**Laser Blade L**
**Wall Washer**
frame / minimal
page 77

Wall Washer

**Laser Blade**
**InOut**
projecting rim / ceiling flush
page 602

Spot
α 12°

Flood
α 32°

Wide Flood
α 48°

# **Laser Blade** High Contrast

Minimal version

## Features

IP20/IP23

- Recessed installation in false ceilings with 12.5 mm thickness for Minimal versions (without perimeter rim) or from 1 to 25 mm thickness for Frame versions (with rim) using torsion springs.
- Main body with radiant surface made of die-cast aluminium.
- High-definition optics made of metallised thermoplastic material, integrated in the innovative black anti-glare screen that defines emission with luminance control UGR<10.
- Available Tunable white versions.
- The special configuration of the optical system delivers a precise circular distribution without punctiform effect.
- High visual comfort.
- Installation without tools.
- The minimum sizes of the installation compartment are displayed in the instructions sheet available on the online catalogue.
- IP20
- IP23 for visible body of fitting after installation.

Compact size

Visual comfort
UGR<10

Frame



Minimal



# **Laser Blade** High Contrast

| 01 | 04 | 14 | E6 | 01 | 47 | 74 | 41 | E7 |
|---|---|---|---|---|---|---|---|---|
| WHITE | BLACK | GOLD | CHROME BURNISHED | WHITE | WHITE/BLACK | GREY/BLACK | WHITE/GOLD | WHITE/CHROME BURNISHED |

## Optics and lamps

**S** - Spot
α 12°

**F** - Flood
α 32°

**WF** - Wide Flood
α 48°

| | |
|---|---|
| LED | 2,1 - 4,2 - 10W |
| | 21 - 31W |

## LED

- **LED Single Chip**
- Colour stability
  **Mac Adam <3**
- Life
  50000 h **L80 B10**
- Color temperature:
  Neutral white **4000K**
  Warm white **3000K**
  Warm white **2700K**
  Tunable white **2700K÷5700K**

## Energy saving

| lumen lm | LED | QR CBC 51 | ENERGY SAVING | HIT-CE | ENERGY SAVING |
|---|---|---|---|---|---|
| **920** | 10W | 50W | 80% | - | - |
| **1840** | 21W | 2x50W | 79% | - | - |
| **2760** | 31W | 3x50W | 79% | 35W | 11% |

(3000K) LED energy saving compared with conventional lamps

44 / 44 / 44 / 35x35

| light source | W | lm | optic | code colour |
|---|---|---|---|---|
| LED | **Frame installation** | | | |
| | 4000K - CRI 96 | | | |
| | **2,1 W** | **190** | **32°** | **MK45** 01-47-74 41-E7 |
| | 3000K - CRI 90 | | | |
| | **2,1 W** | **190** | **32°** | **MK46** 01-47-74 41-E7 |
| | 3000K - CRI 96 | | | |
| | **2,1 W** | **170** | **32°** | **MQ75** 01-47-74 41-E7 |
| | 2700K - CRI 96 | | | |
| | **2,1 W** | **170** | **32°** | **MM75** 01-47-74 41-E7 |

Class of Insulation III

46 / 30 / 30 / 35x35

| light source | W | lm | optic | code colour |
|---|---|---|---|---|
| LED | **Minimal installation** | | | |
| | 4000K - CRI 96 | | | |
| | **2,1 W** | **190** | **32°** | **MT91** 01-04 14-E6 |
| | 3000K - CRI 96 | | | |
| | **2,1 W** | **170** | **32°** | **MT92** 01-04 14-E6 |
| | 2700K - CRI 96 | | | |
| | **2,1 W** | **170** | **32°** | **MM83** 01-04 14-E6 |

Class of Insulation III

44 / 73 / 44 / 64x35

| light source | W | lm | optic | code colour |
|---|---|---|---|---|
| LED | **Frame installation** | | | |
| | 4000K - CRI 96 | | | |
| | **4,2 W** | **380** | **32°** | **MK47** 01-47-74 41-E7 |
| | 3000K - CRI 90 | | | |
| | **4,2 W** | **380** | **32°** | **MK48** 01-47-74 41-E7 |
| | 3000K - CRI 96 | | | |
| | **4,2 W** | **340** | **32°** | **MQ76** 01-47-74 41-E7 |
| | 2700K - CRI 96 | | | |
| | **4,2 W** | **340** | **32°** | **MM76** 01-47-74 41-E7 |

Class of Insulation III

46 / 58 / 30 / 64x35

| light source | W | lm | optic | code colour |
|---|---|---|---|---|
| LED | **Minimal installation** | | | |
| | 4000K - CRI 96 | | | |
| | **4,2 W** | **380** | **32°** | **MT93** 01-04 14-E6 |
| | 3000K - CRI 96 | | | |
| | **4,2 W** | **340** | **32°** | **MT94** 01-04 14-E6 |
| | 2700K - CRI 96 | | | |
| | **4,2 W** | **340** | **32°** | **MM84** 01-04 14-E6 |

Class of Insulation III

# Laser Blade High Contrast

| 01 WHITE | 04 BLACK | 14 GOLD | E6 CHROME BURNISHED | 01 WHITE | 47 WHITE/BLACK | 74 GREY/BLACK | 41 WHITE/GOLD | E7 WHITE/CHROME BURNISHED |
|---|---|---|---|---|---|---|---|---|

new
12° optics, Tunable white: available for order
E6, 14, 41, E7, 01 colour: available for order from second quarter

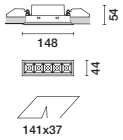


| light source | W | lm | optic | code colour |
|---|---|---|---|---|
| LED new | **Frame installation** | | | |
| | Complete with power supply | | | |
| | 4000K - CRI 96 | | | |
| | **10 W** | **920** | **48°** | **MK49** 01-47-74 41-E7 |
| | 3000K - CRI 90 | | | |
| | **10 W** | **920** | **32°** | **MK50** 01-47-74 41-E7 |
| | **10 W** | **920** | **48°** | **MK51** 01-47-74 41-E7 |
| | 4000K - CRI 96 - DALI | | | |
| | **10 W** | **920** | **48°** | **MQ77** 01-47-74 41-E7 |
| | 3000K - CRI 90 - DALI | | | |
| • | **10 W** | **920** | **12°** | **P129** 01-47-74 41-E7 |
| | **10 W** | **920** | **32°** | **MQ78** 01-47-74 41-E7 |
| | **10 W** | **920** | **48°** | **MQ79** 01-47-74 41-E7 |
| | 3000K - CRI 96 - DALI | | | |
| • | **10 W** | **850** | **12°** | **P130** 01-47-74 41-E7 |
| | **10 W** | **850** | **32°** | **MQ80** 01-47-74 41-E7 |
| | **10 W** | **850** | **48°** | **MQ81** 01-47-74 41-E7 |
| | 2700K - CRI 96 - DALI | | | |
| • | **10 W** | **850** | **12°** | **P131** 01-47-74 41-E7 |
| | **10 W** | **850** | **32°** | **MM77** 01-47-74 41-E7 |
| | **10 W** | **850** | **48°** | **MM78** 01-47-74 41-E7 |
| | Tunable white 2700K÷5700K - DALI | | | |
| • | **10 W** | **970** | **32°** | **P182** 01-47-74 41-E7 |
| • | **10 W** | **970** | **48°** | **P183** 01-47-74 41-E7 |

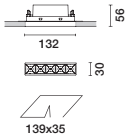


| light source | W | lm | optic | code colour |
|---|---|---|---|---|
| LED new | **Minimal installation** | | | |
| | Complete with power supply | | | |
| | 4000K - CRI 96 | | | |
| | **10 W** | **920** | **48°** | **MK36** 01-04 14-E6 |
| | 3000K - CRI 90 | | | |
| | **10 W** | **920** | **32°** | **MK37** 01-04 14-E6 |
| | **10 W** | **920** | **48°** | **MK38** 01-04 14-E6 |
| | 4000K - CRI 96 - DALI | | | |
| | **10 W** | **920** | **48°** | **MQ86** 01-04 14-E6 |
| | 3000K - CRI 90 - DALI | | | |
| • | **10 W** | **920** | **12°** | **P137** 01-04 14-E6 |
| | **10 W** | **920** | **32°** | **MQ87** 01-04 14-E6 |
| | **10 W** | **920** | **48°** | **MQ88** 01-04 14-E6 |
| | 3000K - CRI 96 - DALI | | | |
| • | **10 W** | **850** | **12°** | **P138** 01-04 14-E6 |
| | **10 W** | **850** | **32°** | **MQ89** 01-04 14-E6 |
| | **10 W** | **850** | **48°** | **MQ90** 01-04 14-E6 |
| | 2700K - CRI 96 - DALI | | | |
| • | **10 W** | **850** | **12°** | **P139** 01-04 14-E6 |
| | **10 W** | **850** | **32°** | **MM85** 01-04 14-E6 |
| | **10 W** | **850** | **48°** | **MM86** 01-04 14-E6 |
| | Tunable white 2700K÷5700K - DALI | | | |
| • | **10 W** | **970** | **32°** | **P188** 01-04 14-E6 |
| • | **10 W** | **970** | **48°** | **P189** 01-04 14-E6 |

Tunable white versions without any additiona
component operate with normally open buttons
(suitable for small installations for max. 4 products).
Compatible with light management systems
of the iGuzzini range illustrated on page 693.
For the system definition, refer to the instructions.



Technical data may change with technological evolution.
For updated data please refer to our on-line catalogue.

# **Laser Blade** High Contrast

01 WHITE | 04 BLACK | 01 WHITE | 47 WHITE/BLACK | 74 GREY/BLACK

new
12° optics, Tunable white: available for order
E6, 14, 41, E7, 01 colour: available for order from second quarter

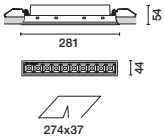


| light source | W | lm | optic | code colour |
|---|---|---|---|---|
| LED new | **Frame installation** | | | |
| | Complete with DALI power supply | | | |
| | 4000K - CRI 96 | | | |
| | **21 W** | **1840** | **48°** | **MK52** 01-47-74 |
| | 3000K - CRI 90 | | | |
| • | **21 W** | **1840** | **12°** | **P132** 01-47-74 |
| | **21 W** | **1840** | **32°** | **MK53** 01-47-74 |
| | **21 W** | **1840** | **48°** | **MK54** 01-47-74 |
| | 3000K - CRI 96 | | | |
| • | **21 W** | **1700** | **12°** | **P133** 01-47-74 |
| | **21 W** | **1700** | **32°** | **MQ82** 01-47-74 |
| | **21 W** | **1700** | **48°** | **MQ83** 01-47-74 |
| | 2700K - CRI 96 | | | |
| • | **21 W** | **1700** | **12°** | **P134** 01-47-74 |
| | **21 W** | **1700** | **32°** | **MM79** 01-47-74 |
| | **21 W** | **1700** | **48°** | **MM80** 01-47-74 |
| | Tunable white 2700K÷5700K - DALI | | | |
| • | **21 W** | **1950** | **32°** | **P184** 01-47-74 |
| • | **21 W** | **1950** | **48°** | **P185** 01-47-74 |

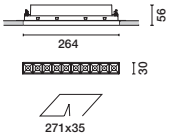


| light source | W | lm | optic | code colour |
|---|---|---|---|---|
| LED new | **Minimal installation** | | | |
| | Complete with DALI power supply | | | |
| | 4000K - CRI 96 | | | |
| | **21 W** | **1840** | **48°** | **MK39** 01-04 |
| | 3000K - CRI 90 | | | |
| • | **21 W** | **1840** | **12°** | **P140** 01-04 |
| | **21 W** | **1840** | **32°** | **MK40** 01-04 |
| | **21 W** | **1840** | **48°** | **MK41** 01-04 |
| | 3000K - CRI 96 | | | |
| • | **21 W** | **1700** | **12°** | **P141** 01-04 |
| | **21 W** | **1700** | **32°** | **MQ91** 01-04 |
| | **21 W** | **1700** | **48°** | **MQ92** 01-04 |
| | 2700K - CRI 96 | | | |
| • | **21 W** | **1700** | **12°** | **P142** 01-04 |
| | **21 W** | **1700** | **32°** | **MM87** 01-04 |
| | **21 W** | **1700** | **48°** | **MM88** 01-04 |
| | Tunable white 2700K÷5700K - DALI | | | |
| • | **21 W** | **1950** | **32°** | **P190** 01-04 |
| • | **21 W** | **1950** | **48°** | **P191** 01-04 |

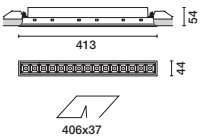


| light source | W | lm | optic | code colour |
|---|---|---|---|---|
| LED new | **Frame installation** | | | |
| | Complete with DALI power supply | | | |
| | 4000K - CRI 96 | | | |
| | **31 W** | **3000** | **48°** | **MK55** 01-47-74 |
| | 3000K - CRI 90 | | | |
| • | **31 W** | **2760** | **12°** | **P135** 01-47-74 |
| | **31 W** | **2760** | **32°** | **MK56** 01-47-74 |
| | **31 W** | **2760** | **48°** | **MK57** 01-47-74 |
| | 3000K - CRI 96 | | | |
| • | **31 W** | **2550** | **12°** | **P136** 01-47-74 |
| | **31 W** | **2550** | **32°** | **MQ84** 01-47-74 |
| | **31 W** | **2550** | **48°** | **MQ85** 01-47-74 |
| | 2700K - CRI 96 | | | |
| • | **31 W** | **2550** | **12°** | **P181** 01-47-74 |
| | **31 W** | **2550** | **32°** | **MM81** 01-47-74 |
| | **31 W** | **2550** | **48°** | **MM82** 01-47-74 |
| | Tunable white 2700K÷5700K - DALI | | | |
| • | **31 W** | **2920** | **32°** | **P186** 01-47-74 |
| • | **31 W** | **2920** | **48°** | **P187** 01-47-74 |

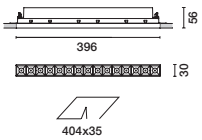


| light source | W | lm | optic | code colour |
|---|---|---|---|---|
| LED new | **Minimal installation** | | | |
| | Complete with DALI power supply | | | |
| | 4000K - CRI 96 | | | |
| | **31 W** | **2760** | **48°** | **MK42** 01-04 |
| | 3000K - CRI 90 | | | |
| • | **31 W** | **2760** | **12°** | **P143** 01-04 |
| | **31 W** | **2760** | **32°** | **MK43** 01-04 |
| | **31 W** | **2760** | **48°** | **MK44** 01-04 |
| | 3000K - CRI 96 | | | |
| • | **31 W** | **2550** | **12°** | **P144** 01-04 |
| | **31 W** | **2550** | **32°** | **MQ93** 01-04 |
| | **31 W** | **2550** | **48°** | **MQ94** 01-04 |
| | 2700K - CRI 96 | | | |
| • | **31 W** | **2550** | **12°** | **P145** 01-04 |
| | **31 W** | **2550** | **32°** | **MM89** 01-04 |
| | **31 W** | **2550** | **48°** | **MM90** 01-04 |
| | Tunable white 2700K÷5700K - DALI | | | |
| • | **31 W** | **2920** | **32°** | **P192** 01-04 |
| • | **31 W** | **2920** | **48°** | **P193** 01-04 |

## components

| | code | colour |
|---|---|---|
| Electronic power supply 17 W<br>Max 7 LED connected | **MXF9** | 00 |
| Electronic power supply DALI 50 W<br>Min. 2 Max 20 LED connected | **BZM4** | 00 |

Tunable white versions without any additional component operate with normally open buttons (suitable for small installations for max. 4 products). Compatible with light management systems of the iGuzzini range illustrated on page 693. For the system definition, refer to the instructions.

pinterest.com/iguzzini

# **Laser Blade** Wall Washer

## Features

IP20/IP43

- Recessed installation in false ceilings with 12.5 mm thickness for Minimal versions (without perimeter rim) or from 1 to 25 mm thickness for Frame versions (with rim) using torsion springs.
- Main body with radiant surface made of die-cast aluminium.
- **Patented** optics with textured ribbed diffuser screen, designed to achieve an effective wall washer distribution.
- Available Tunable white versions.
- Installation without tools.
- The minimum sizes of the installation compartment are displayed in the instructions sheet available on the online catalogue.
- IP20
- IP43 for visible body of fitting after installation.

Compact size



Asymmetrical screen
(only for frame versions)

Frame

Minimal

Tauromachy Art Centre - Malaga, Spain

Architectural project: José Antonio Gonzalez Vargas
Photo: Luz y Arquitectura. Gala Martínez

# **Laser Blade** Wall Washer

## Optics and lamps



Laser Blade Wall Washer



Traditional Wall Washer

| | |
|---|---|
| LED | 10 - 21 - 31W |

LED

- **LED Single Chip**
- Colour stability
  **Mac Adam <3**
- Life
  50000 h **L80 B10**
- Color temperature:
  Neutral white **4000K**
  Warm white **3000K**
  Warm white **2700K**
  Tunable white **2700K÷5700K**

## Energy saving

| lumen lm | LED | QR CBC 51 | | HIT-CE | |
|---|---|---|---|---|---|
| **920** | 10W | 50W | 80% | - | - |
| **1840** | 21W | 2x50W | 79% | - | - |
| **2760** | 31W | 3x50W | 79% | 35W | 11% |

(3000K) LED energy saving compared with conventional lamps

## Correct installation

The table shows the correct installation distances for uniform lighting on the wall.

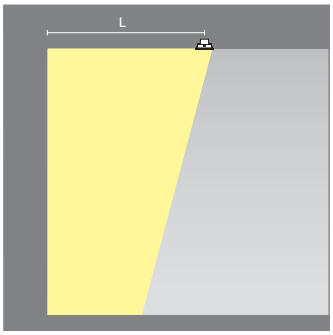





| code | X max (m) | L (m) |
|---|---|---|
| MQ67 - MQ68<br>MQ69 - MQ70 | 0,8 | 0,8 |
| MQ71 - MQ72 | 1 | 1 |
| MQ73 - MQ74 | | |

# Laser Blade Wall Washer

04 BLACK | 47 WHITE/BLACK | 74 GREY/BLACK

new
Tunable white, 2700K: available for order

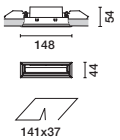


| light source | W | lm | code colour |
|---|---|---|---|
| LED new | **Frame installation** | | |
| | Complete with power supply | | |
| | 4000K - CRI 96 | | |
| | **10 W** | **920** | **MQ67** 47-74 |
| | 3000K - CRI 90 | | |
| | **10 W** | **920** | **MQ68** 47-74 |
| | 2700K - CRI 96 | | |
| • | **10 W** | **850** | **P146** 47-74 |
| | 4000K - CRI 96 - DALI | | |
| | **10 W** | **920** | **MQ69** 47-74 |
| | 3000K - CRI 90 - DALI | | |
| | **10 W** | **920** | **MQ70** 47-74 |
| | 2700K - CRI 96 - DALI | | |
| • | **10 W** | **850** | **P147** 47-74 |
| | Tunable white 2700K÷5700K | | |
| • | **10 W** | **970** | **P194** 47-74 |

DALI versions occupy 1 address



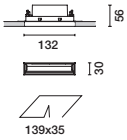


| light source | W | lm | code colour |
|---|---|---|---|
| LED new | **Minimal installation** | | |
| | Complete with power supply | | |
| | 4000K - CRI 96 | | |
| | **10 W** | **1000** | **N327** 04 |
| | 3000K - CRI 90 | | |
| | **10 W** | **900** | **N328** 04 |
| | 2700K - CRI 96 | | |
| • | **10 W** | **850** | **P150** 04 |
| | 4000K - CRI 96 - DALI | | |
| | **10 W** | **920** | **N329** 04 |
| | 3000K - CRI 90 - DALI | | |
| | **10 W** | **920** | **N330** 04 |
| | 2700K - CRI 96 - DALI | | |
| • | **10 W** | **850** | **P151** 04 |
| | Tunable white 2700K÷5700K | | |
| • | **10 W** | **970** | **P197** 04 |

DALI versions occupy 1 address

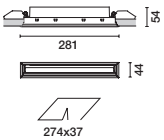


| light source | W | lm | code colour |
|---|---|---|---|
| LED new | **Frame installation** | | |
| | Complete with DALI power supply | | |
| | 4000K - CRI 96 | | |
| | **21 W** | **1840** | **MQ71** 47-74 |
| | 3000K - CRI 90 | | |
| | **21 W** | **1840** | **MQ72** 47-74 |
| | 2700K - CRI 96 | | |
| • | **21 W** | **1700** | **P148** 47-74 |
| | Tunable white 2700K÷5700K | | |
| • | **21 W** | **1950** | **P195** 47-74 |

Occupy 1 address



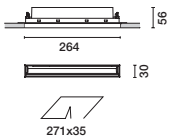


| light source | W | lm | code colour |
|---|---|---|---|
| LED new | **Minimal installation** | | |
| | Complete with DALI power supply | | |
| | 4000K - CRI 96 | | |
| | **21 W** | **1840** | **N331** 04 |
| | 3000K - CRI 90 | | |
| | **21 W** | **1840** | **N332** 04 |
| | 2700K - CRI 96 | | |
| • | **21 W** | **1700** | **P152** 04 |
| | Tunable white 2700K÷5700K | | |
| • | **21 W** | **1950** | **P198** 04 |

Occupy 1 address

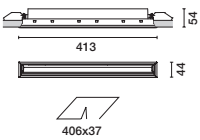


| light source | W | lm | code colour |
|---|---|---|---|
| LED new | **Frame installation** | | |
| | Complete with DALI power supply | | |
| | 4000K - CRI 96 | | |
| | **31 W** | **2760** | **MQ73** 47-74 |
| | 3000K - CRI 90 | | |
| | **31 W** | **2760** | **MQ74** 47-74 |
| | 2700K - CRI 96 | | |
| • | **31 W** | **2550** | **P149** 47-74 |
| | Tunable white 2700K÷5700K | | |
| • | **31 W** | **2920** | **P196** 47-74 |

Occupy 1 address



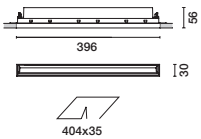


| light source | W | lm | code colour |
|---|---|---|---|
| LED new | **Minimal installation** | | |
| | Complete with DALI power supply | | |
| | 4000K - CRI 96 | | |
| | **31 W** | **2760** | **N333** 04 |
| | 3000K - CRI 90 | | |
| | **31 W** | **2760** | **N334** 04 |
| | 2700K - CRI 96 | | |
| • | **31 W** | **2550** | **P153** 04 |
| | Tunable white 2700K÷5700K | | |
| • | **31 W** | **2920** | **P199** 04 |

Occupy 1 address

## accessories

| | code | colour |
|---|---|---|
| Antiglare screen | **MXP7** | 04 |
| | for MQ67-MQ68-MQ69 MQ70-P146-P147-P194 | |
| | **MXP8** | 04 |
| | for MQ71-MQ72-P148-P195 | |
| | **MXP9** | 04 |
| | for MQ73-MQ74-P149-P196 | |

Tunable white versions without any additional component operate with normally open buttons (suitable for small installations for max. 4 products). Compatible with light management systems of the iGuzzini range illustrated on page 693. For the system definition, refer to the instructions.

# **Laser Blade** General Lighting

## Features

IP20/IP43

- Recessed installation in false ceilings with 1 to 25 mm thickness; fixing system with steel wire springs.
- Main body with radiant surface made of die-cast aluminium.
- Versions with perimeter rim (frame).
- Optics with specialist prismatized diffuser screen for diffused lighting distribution.
- Installation without tools.
- The minimum sizes of the installation compartment are displayed in the instructions sheet available on the online catalogue.
- IP20
- IP43 for visible body of fitting after installation.

DALI

Compact size

Frame



# **Laser Blade** General Lighting

**47** WHITE/BLACK **74** GREY/BLACK

## Light distribution



**G** - General

| | |
|---|---|
| LED | 10 - 21 - 31W |

## LED

- **LED Single Chip**
- Colour stability **Mac Adam <3**
- Life 50000 h **L80 B10**
- Color temperature: Neutral white **4000K** Warm white **3000K**

## Energy saving

| lumen lm | LED | QR CBC 51 | | HIT-CE | |
|---|---|---|---|---|---|
| **920** | 10W | 50W | 80% | - | - |
| **1840** | 21W | 2x50W | 79% | - | - |
| **2760** | 31W | 3x50W | 79% | 35W | 11% |

(3000K) LED energy saving compared with conventional lamps

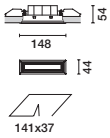


| light source | W | lm | code colour |
|---|---|---|---|
| LED | Complete with power supply | | |
| | 4000K - CRI 96 | | |
| | **10 W** | **920** | **MQ55** 47-74 |
| | 3000K - CRI 90 | | |
| | **10 W** | **920** | **MQ57** 47-74 |
| | 4000K - CRI 96 - DALI | | |
| | **10 W** | **920** | **MQ58** 47-74 |
| | 3000K - CRI 96 - DALI | | |
| | **10 W** | **920** | **MQ60** 47-74 |
| | DALI versions occupy 1 address | | |

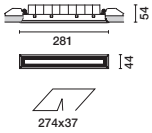


| light source | W | lm | code colour |
|---|---|---|---|
| LED | Complete with DALI power supply | | |
| | 4000K - CRI 96 | | |
| | **21 W** | **1840** | **MQ61** 47-74 |
| | 3000K - CRI 90 | | |
| | **21 W** | **1840** | **MQ63** 47-74 |
| | Occupy 1 address | | |

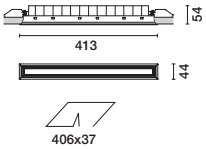


| light source | W | lm | code colour |
|---|---|---|---|
| LED | Complete with DALI power supply | | |
| | 4000K - CRI 96 | | |
| | **31 W** | **2760** | **MQ64** 47-74 |
| | 3000K - CRI 90 | | |
| | **31 W** | **2760** | **MQ66** 47-74 |
| | Occupy 1 address | | |

# **Laser Blade** Adjustable

## Features

IP20

- Recessed installation in false ceilings with 1 to 25 mm thickness; fixing system with mechanical locking.
- Main body with radiant surface made of die-cast aluminum, with tilting adjustability +/- 30°.
- Versions with perimeter rim (frame); steel technical body.
- Metallized thermoplastic high definition optics, integrated in the innovative black anti-glare screen which creates light emission with controlled luminance UGR<10.
- The special configuration of the optical system delivers a precise circular distribution without punctiform effect.
- High visual comfort.
- The minimum sizes of the installation compartment are displayed in the instructions sheet available on the online catalogue.

Compact size

Single

Double

# **Laser Blade** Adjustable

## Optics and lamps

**S** - Spot
α 12°

**F** - Flood
α 32°

**WF** - Wide Flood
α 48°

| | |
|---|---|
| LED | 21 - 31W |
| | 2x21 - 2x31W |

## LED

- **LED Single Chip**
- Colour stability
  **Mac Adam <3**
- Life
  50000 h **L80 B10**
- Color temperature:
  Neutral white **4000K**
  Warm white **3000K**

## Energy saving

| lumen<br>lm | LED | QR CBC 51 | | HIT-CE | |
|---|---|---|---|---|---|
| **1800** | 21W | 2x50W | 79% | - | - |
| **2700** | 31W | 3x50W | 79% | 35W | 11% |

(3000K) LED energy saving compared with conventional lamps

## Rotation

**Single version**
Tilting adjustability +/- 30°.

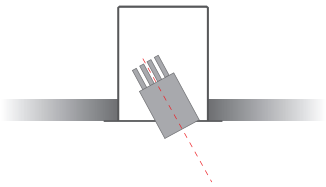


**Double version**
Independent tilting adjustability of bodies +/- 30°.

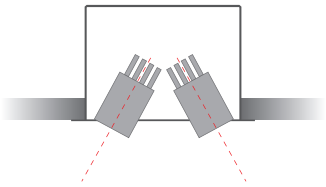

# Laser Blade Adjustable

47
WHITE/BLACK

74
GREY/BLACK

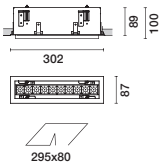


| light source | W | lm | optic | code colour |
|---|---|---|---|---|
| LED | Complete with DALI power supply | | | |
| | 4000K - CRI 96 | | | |
| | 21 W | 1800 | 48° | **MQ22** 47-74 |
| | 3000K - CRI 90 | | | |
| | 21 W | 1800 | 12° | **MU75** 47-74 |
| | 21 W | 1800 | 32° | **MQ23** 47-74 |
| | 21 W | 1800 | 48° | **MQ24** 47-74 |
| | 3000K - CRI 96 | | | |
| | 21 W | 1700 | 12° | **MU76** 47-74 |
| | 21 W | 1700 | 32° | **MQ25** 47-74 |
| | 21 W | 1700 | 48° | **MQ26** 47-74 |

Occupy 1 address

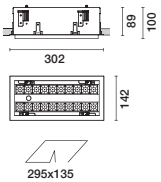


| light source | W | lm | optic | code colour |
|---|---|---|---|---|
| LED | Complete with DALI power supply | | | |
| | 4000K - CRI 96 | | | |
| | 2x21 W | 2x1800 | 48° | **MQ32** 47-74 |
| | 3000K - CRI 90 | | | |
| | 2x21 W | 2x1800 | 12° | **MU79** 47-74 |
| | 2x21 W | 2x1800 | 32° | **MQ33** 47-74 |
| | 2x21 W | 2x1800 | 48° | **MQ34** 47-74 |
| | 3000K - CRI 96 | | | |
| | 2x21 W | 2x1700 | 12° | **MU80** 47-74 |
| | 2x21 W | 2x1700 | 32° | **MQ35** 47-74 |
| | 2x21 W | 2x1700 | 48° | **MQ36** 47-74 |

Occupy 1 address

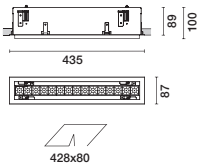


| | | | | |
|---|---|---|---|---|
| LED | Complete with DALI power supply | | | |
| | 4000K - CRI 96 | | | |
| | 31 W | 2700 | 48° | **MQ27** 47-74 |
| | 3000K - CRI 90 | | | |
| | 31 W | 2700 | 12° | **MU77** 47-74 |
| | 31 W | 2700 | 32° | **MQ28** 47-74 |
| | 31 W | 2700 | 48° | **MQ29** 47-74 |
| | 3000K - CRI 96 | | | |
| | 31 W | 2500 | 12° | **MU78** 47-74 |
| | 31 W | 2500 | 32° | **MQ30** 47-74 |
| | 31 W | 2500 | 48° | **MQ31** 47-74 |

Occupy 1 address

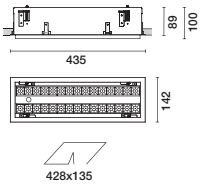


| | | | | |
|---|---|---|---|---|
| LED | Complete with DALI power supply | | | |
| | 4000K - CRI 96 | | | |
| | 2x31 W | 2x2700 | 48° | **MQ37** 47-74 |
| | 3000K - CRI 90 | | | |
| | 2x31 W | 2x2700 | 12° | **MU81** 47-74 |
| | 2x31 W | 2x2700 | 32° | **MQ38** 47-74 |
| | 2x31 W | 2x2700 | 48° | **MQ39** 47-74 |
| | 3000K - CRI 96 | | | |
| | 2x31 W | 2x2500 | 12° | **MU82** 47-74 |
| | 2x31 W | 2x2500 | 32° | **MQ40** 47-74 |
| | 2x31 W | 2x2500 | 48° | **MQ41** 47-74 |

Occupy 1 address



Technical data may change with technological evolution.
For updated data please refer to our on-line catalogue.

# **Laser Blade L** High Contrast

Frame version

## Features

IP20/IP44

- Recessed installation in false ceilings with 12,5 to 25 mm thickness for Minimal versions (without perimeter rim) or from 1 to 25 mm thickness for Frame versions (with rim) using torsion springs.
- Main body with radiant surface made of die-cast aluminium.
- Metallized thermoplastic high definition optics, integrated in the innovative black anti-glare screen which creates light emission with controlled luminance UGR<10.
- High visual comfort.
- Installation without tools.
- The minimum sizes of the installation compartment are displayed in the instructions sheet available on the online catalogue.
- IP20
- IP44 for visible body of fitting after installation.

Visual comfort
UGR<10

Frame



Minimal



# **Laser Blade L** High Contrast

## Optics and lamps

**M** - Medium
α 19°

**F** - Flood
α 30°

**WF** - Wide Flood
α 54°

| | |
|---|---|
| LED | 7,4 - 8,4 - 9W |
| | 10 - 17 - 25W |

LED

- **LED C.o.B.**
- Colour stability
  **Mac Adam <3**
- Life
  50000 h **L80 B10**
- Color temperature:
  Neutral white **4000K**
  Warm white **3000K**
  Warm white **2700K**

## Energy saving

| lumen<br>lm | LED | QR CBC 51 | | HIT-CE | |
|---|---|---|---|---|---|
| **1000** | 8,4W | 50W | 85% | - | - |
| **2200** | 17W | 2x50W | 83% | - | - |
| **3350** | 25W | 3x50W | 83% | 35W | 29% |

(3000K) LED energy saving compared with conventional lamps

## White raster

Laser Blade L is available both in frame and minimal application with white raster. Also these versions are l'UGR<10 1500 cd/m² 65°.

# Laser Blade L High Contrast

01 WHITE | 04 BLACK | 01 WHITE | 47 WHITE/BLACK | 74 GREY/BLACK

new
19° optics: available for order from second quarter

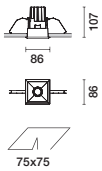


LED new **Frame installation**
Complete with power supply

| light source | W | lm | optic | code colour |
|---|---|---|---|---|
| 4000K - CRI 80 | | | | |
| | 7,4 W | 1000 | 54° | **N153** 01-47-74 |
| 3000K - CRI 80 | | | | |
| | 7,4 W | 1000 | 54° | **N154** 01-47-74 |
| 3000K - CRI 90 | | | | |
| • | 8,4 W | 1000 | 19° | **P948** 01-47-74 |
| | 8,4 W | 1000 | 30° | **N155** 01-47-74 |
| | 8,4 W | 1000 | 54° | **N156** 01-47-74 |
| 2700K - CRI 90 | | | | |
| • | 10 W | 1000 | 19° | **P949** 01-47-74 |
| | 10 W | 1000 | 30° | **N157** 01-47-74 |
| | 10 W | 1000 | 54° | **N158** 01-47-74 |
| 4000K - CRI 80 - DALI | | | | |
| | 7,4 W | 1000 | 54° | **N159** 01-47-74 |
| 3000K - CRI 80 - DALI | | | | |
| | 7,4 W | 1000 | 50° | **N160** 01-47-74 |
| 3000K - CRI 90 - DALI | | | | |
| • | 8,4 W | 1000 | 19° | **P950** 01-47-74 |
| | 8,4 W | 1000 | 30° | **N161** 01-47-74 |
| | 8,4 W | 1000 | 54° | **N162** 01-47-74 |
| 2700K - CRI 90 - DALI | | | | |
| • | 10 W | 1000 | 19° | **P951** 01-47-74 |
| | 10 W | 1000 | 30° | **N163** 01-47-74 |
| | 10 W | 1000 | 54° | **N164** 01-47-74 |

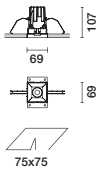


LED new **Minimal installation**
Complete with power supply

| light source | W | lm | optic | code colour |
|---|---|---|---|---|
| 4000K - CRI 80 | | | | |
| | 7,4 W | 1000 | 54° | **N137** 01-04 |
| 3000K - CRI 90 | | | | |
| • | 8,4 W | 1000 | 19° | **P952** 01-04 |
| | 8,4 W | 1000 | 30° | **N138** 01-04 |
| | 8,4 W | 1000 | 54° | **N139** 01-04 |
| 2700K - CRI 90 | | | | |
| • | 10 W | 1000 | 19° | **P953** 01-04 |
| | 10 W | 1000 | 30° | **N140** 01-04 |
| | 10 W | 1000 | 54° | **N141** 01-04 |
| 4000K - CRI 80 - DALI | | | | |
| | 7,4 W | 1000 | 54° | **N142** 01-04 |
| 3000K - CRI 90 - DALI | | | | |
| • | 8,4 W | 1000 | 19° | **P954** 01-04 |
| | 8,4 W | 1000 | 30° | **N143** 01-04 |
| | 8,4 W | 1000 | 54° | **N144** 01-04 |
| 2700K - CRI 90 - DALI | | | | |
| • | 10 W | 1000 | 19° | **P955** 01-04 |
| | 10 W | 1000 | 30° | **N145** 01-04 |
| | 10 W | 1000 | 54° | **N146** 01-04 |

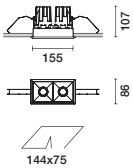


LED **Frame installation**
Complete with DALI power supply

| | | | | |
|---|---|---|---|---|
| 4000K - CRI 80 | | | | |
| | 17 W | 2300 | 54° | **N165** 01-47-74 |
| 3000K - CRI 80 | | | | |
| | 17 W | 2200 | 54° | **N166** 01-47-74 |
| 3000K - CRI 90 | | | | |
| | 17 W | 1850 | 54° | **N167** 01-47-74 |
| 2700K - CRI 90 | | | | |
| | 17 W | 1750 | 54° | **N168** 01-47-74 |

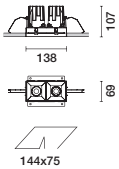


LED **Minimal installation**
Complete with DALI power supply

| | | | | |
|---|---|---|---|---|
| 4000K - CRI 80 | | | | |
| | 17 W | 2300 | 54° | **N147** 01-04 |
| 3000K - CRI 90 | | | | |
| | 17 W | 1850 | 54° | **N148** 01-04 |
| 2700K - CRI 90 | | | | |
| | 17 W | 1750 | 54° | **N149** 01-04 |

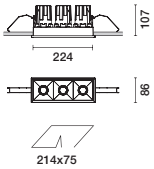


LED **Frame installation**
Complete with DALI power supply

| | | | | |
|---|---|---|---|---|
| 4000K - CRI 80 | | | | |
| | 25 W | 3500 | 54° | **N169** 01-47-74 |
| 3000K - CRI 80 | | | | |
| | 25 W | 3350 | 54° | **N170** 01-47-74 |
| 3000K - CRI 90 | | | | |
| | 25 W | 2800 | 54° | **N171** 01-47-74 |
| 2700K - CRI 90 | | | | |
| | 25 W | 2650 | 54° | **N172** 01-47-74 |

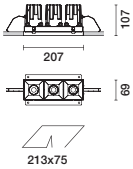


LED **Minimal installation**
Complete with DALI power supply

| | | | | |
|---|---|---|---|---|
| 4000K - CRI 80 | | | | |
| | 25 W | 3500 | 54° | **N150** 01-04 |
| 3000K - CRI 90 | | | | |
| | 25 W | 2800 | 54° | **N151** 01-04 |
| 2700K - CRI 90 | | | | |
| | 25 W | 2650 | 54° | **N152** 01-04 |

# New Laser Blade L Adjustable

Frame version

## Features

IP20

- Recessed installation in false ceilings with 1 to 25 mm thickness; fixing system with steel springs.
- Adjustable body with extruded aluminium heat sink. +/- 30° horizontal tilting and 358° rotation.
- Die-cast aluminium support frame.
- High-definition optic in rear position made of metallised thermoplastic material, integrated in the anti-glare screen to guarantee high visual comfort also while adjusting the product.
- The minimum sizes of the installation compartment are displayed in the instructions sheet available on the online catalogue.

DALI HIGH CRI OPTI BEAM

Frame

Minimal

## LED

- **LED C.o.B.**
- Colour stability **Mac Adam <3**
- Life 50000 h **L80 B10**
- Color temperature:
  Neutral white **4000K**
  Warm white **3000K**
  Warm white **2700K**

## Energy saving

| lumen lm | LED | QR CBC 51 | |
|---|---|---|---|
| **1000** | 8,4W | 50W | 83% |

(3000K) LED energy saving compared with conventional lamps

# New Laser Blade L Adjustable

## Optics and lamps

**S** - Spot*

**M** - Medium

**F** - Flood

**WF** - Wide Flood

**E** - Elliptical**

| | |
|---|---|
| LED | 6 - 7,4 - 8,4 - 10W |

* Spot optic: product complete with lens
** Elliptical optic: is obtained by installing the respective accessory.

## Accessories

The accessories allow the features of the lighting produced by the single luminaire to be altered, for highly professional lighting effects.
Two accessories can be installed at the same time.



# New Laser Blade L Adjustable

01 WHITE | 04 BLACK | 01 WHITE | 47 WHITE/BLACK | 74 GREY/BLACK

new
Available for order from second quarter

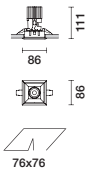


| light source | W | lm | optic | code colour |
|---|---|---|---|---|
| LED new | **Frame installation** | | | |
| | Complete with power supply | | | |
| | 4000K - CRI 80 | | | |
| | **7,4 W** | **1000** | **WF** | **P722** 01-47-74 |
| | 3000K - CRI 90 | | | |
| | **6 W** | **500** | **S** | **P723** 01-47-74 |
| | **8,4 W** | **1000** | **M** | **P724** 01-47-74 |
| | **8,4 W** | **1000** | **F** | **P725** 01-47-74 |
| | **8,4 W** | **1000** | **WF** | **P726** 01-47-74 |
| | 2700K - CRI 90 | | | |
| | **6 W** | **500** | **S** | **P727** 01-47-74 |
| | **10 W** | **1000** | **M** | **P728** 01-47-74 |
| | **10 W** | **1000** | **F** | **P729** 01-47-74 |
| | **10 W** | **1000** | **WF** | **P730** 01-47-74 |
| | 4000K - CRI 80 - DALI | | | |
| | **7,4 W** | **1000** | **WF** | **P731** 01-47-74 |
| | 3000K - CRI 90 - DALI | | | |
| | **6 W** | **500** | **S** | **P732** 01-47-74 |
| | **8,4 W** | **1000** | **M** | **P733** 01-47-74 |
| | **8,4 W** | **1000** | **F** | **P734** 01-47-74 |
| | **8,4 W** | **1000** | **WF** | **P735** 01-47-74 |
| | 2700K - CRI 90 - DALI | | | |
| | **6 W** | **500** | **S** | **P736** 01-47-74 |
| | **10 W** | **1000** | **M** | **P737** 01-47-74 |
| | **10 W** | **1000** | **F** | **P738** 01-47-74 |
| | **10 W** | **1000** | **WF** | **P739** 01-47-74 |

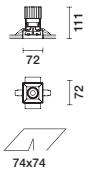


| light source | W | lm | optic | code colour |
|---|---|---|---|---|
| LED new | **Minimal installation** | | | |
| | Complete with power supply | | | |
| | 4000K - CRI 80 | | | |
| | **7,4 W** | **1000** | **WF** | **P740** 01-04 |
| | 3000K - CRI 90 | | | |
| | **6 W** | **500** | **S** | **P741** 01-04 |
| | **8,4 W** | **1000** | **M** | **P742** 01-04 |
| | **8,4 W** | **1000** | **F** | **P743** 01-04 |
| | **8,4 W** | **1000** | **WF** | **P744** 01-04 |
| | 2700K - CRI 90 | | | |
| | **6 W** | **500** | **S** | **P745** 01-04 |
| | **10 W** | **1000** | **M** | **P746** 01-04 |
| | **10 W** | **1000** | **F** | **P747** 01-04 |
| | **10 W** | **1000** | **WF** | **P748** 01-04 |
| | 4000K - CRI 80 - DALI | | | |
| | **7,4 W** | **1000** | **WF** | **P749** 01-04 |
| | 3000K - CRI 90 - DALI | | | |
| | **6 W** | **500** | **S** | **P750** 01-04 |
| | **8,4 W** | **1000** | **M** | **P751** 01-04 |
| | **8,4 W** | **1000** | **F** | **P752** 01-04 |
| | **8,4 W** | **1000** | **WF** | **P753** 01-04 |
| | 2700K - CRI 90 - DALI | | | |
| | **6 W** | **500** | **S** | **P754** 01-04 |
| | **10 W** | **1000** | **M** | **P755** 01-04 |
| | **10 W** | **1000** | **F** | **P756** 01-04 |
| | **10 W** | **1000** | **WF** | **P757** 01-04 |

## accessories

| | code | colour |
|---|---|---|
| Refractor for elliptical distribution | **MY40** | 24 |
| Coloured filters | **MY14** | 05-06-16 |
| Diffusing filter | **MW78** | 65 |
| "Soft Lens" filter | **MY42** | 24 |
| Louvre | **MY39** | 04 |



Technical data may change with technological evolution.
For updated data please refer to our on-line catalogue.

# New Laser Blade L Wall Washer



Frame version

## Features

IP20/IP44

- Recessed installation in false ceilings with 12,5 to 25 mm thickness for Minimal versions (without perimeter rim) or from 1 to 25 mm for Frame versions (with rim) using torsion springs.
- Main body with radiant surface made of die-cast aluminium.
- High-definition optical system specifically designed to ensure an efficient wall washer distribution on the wall.
- Installation without tools.
- The minimum sizes of the installation compartment are displayed in the instructions sheet available on the online catalogue.
- IP20
- IP44 for visible body of fitting after installation.

DALI HIGH CRI

Frame

Minimal

# New Laser Blade L Wall Washer

## Optics and lamps



Laser Blade Wall Washer



Traditional Wall Washer

| | |
|---|---|
| LED | 9 - 18 - 27W |

## LED

- **LED C.o.B.**
- Colour stability
  **Mac Adam <3**
- Life
  50000 h **L80 B10**
- Color temperature:
  Neutral white **4000K**
  Warm white **3000K**
  Warm white **2700K**

## Energy saving

| lumen<br>lm | LED | QR CBC 51 | | HIT-CE | |
|---|---|---|---|---|---|
| **1000** | 8,4W | 50W | 83% | - | - |
| **1850** | 17W | 2x50W | 83% | - | - |
| **2800** | 25W | 3x50W | 83% | 35W | 29% |

(3000K) LED energy saving compared with conventional lamps

## Correct installation

The table shows the correct installation distances for uniform lighting on the wall.

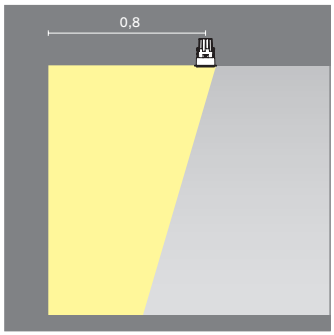


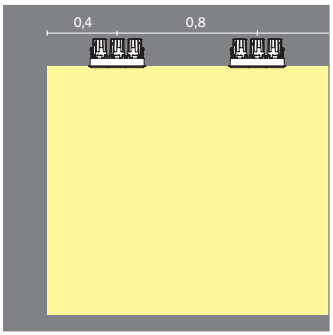

# New Laser Blade L Wall Washer

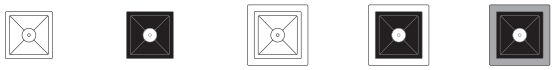

01 WHITE | 04 BLACK | 01 WHITE | 47 WHITE/BLACK | 74 GREY/BLACK

new
Available for order from second quarter

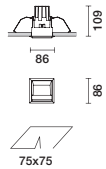


| light source | W | lm | code colour |
|---|---|---|---|
| LED new | **Frame installation** | | |
| | Complete with power supply | | |
| | 4000K - CRI 80 | | |
| | **7,4 W** | **1000** | **P956** 01-47-74 |
| | 3000K - CRI 90 | | |
| | **8,4 W** | **1000** | **P957** 01-47-74 |
| | 2700K - CRI 90 | | |
| | **10 W** | **1000** | **P958** 01-47-74 |
| | 4000K - CRI 80 - DALI | | |
| | **7,4 W** | **1000** | **P959** 01-47-74 |
| | 3000K - CRI 90 - DALI | | |
| | **8,4 W** | **1000** | **P960** 01-47-74 |
| | 2700K - CRI 90 - DALI | | |
| | **10 W** | **1000** | **P961** 01-47-74 |

DALI versions occupy 1 address

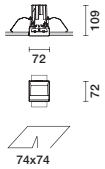


| light source | W | lm | code colour |
|---|---|---|---|
| LED new | **Minimal installation** | | |
| | Complete with power supply | | |
| | 4000K - CRI 80 | | |
| | **7,4 W** | **1000** | **P968** 01-04 |
| | 3000K - CRI 90 | | |
| | **8,4 W** | **1000** | **P969** 01-04 |
| | 2700K - CRI 90 | | |
| | **10 W** | **1000** | **P970** 01-04 |
| | 4000K - CRI 80 - DALI | | |
| | **7,4 W** | **1000** | **P971** 01-04 |
| | 3000K - CR 90 - DALI | | |
| | **8,4 W** | **1000** | **P972** 01-04 |
| | 2700K - CRI 90 - DALI | | |
| | **10 W** | **1000** | **P973** 01-04 |

DALI versions occupy 1 address

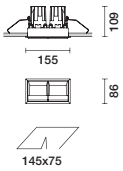


| | | | |
|---|---|---|---|
| LED new | **Frame installation** | | |
| | Complete with DALI power supply | | |
| | 4000K - CRI 80 | | |
| | **17 W** | **2300** | **P962** 01-47-74 |
| | 3000K - CRI 90 | | |
| | **17 W** | **1850** | **P963** 01-47-74 |
| | 2700K - CRI 90 | | |
| | **17 W** | **1750** | **P964** 01-47-74 |

DALI versions occupy 1 address

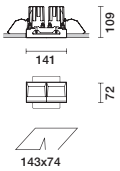


| | | | |
|---|---|---|---|
| LED new | **Minimal installation** | | |
| | Complete with DALI power supply | | |
| | 4000K - CRI 80 | | |
| | **17 W** | **2300** | **P974** 01-04 |
| | 3000K - CRI 90 | | |
| | **17 W** | **1850** | **P975** 01-04 |
| | 2700K - CRI 90 | | |
| | **17 W** | **1750** | **P976** 01-04 |

DALI versions occupy 1 address

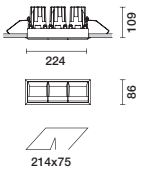


| | | | |
|---|---|---|---|
| LED new | **Frame installation** | | |
| | Complete with DALI power supply | | |
| | 4000K - CRI 80 | | |
| | **25 W** | **3500** | **P965** 01-47-74 |
| | 3000K - CRI 90 | | |
| | **25 W** | **2800** | **P966** 01-47-74 |
| | 2700K - CRI 90 | | |
| | **25 W** | **2650** | **P967** 01-47-74 |

DALI versions occupy 1 address

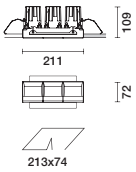


| | | | |
|---|---|---|---|
| LED new | **Minimal installation** | | |
| | Complete with DALI power supply | | |
| | 4000K - CRI 80 | | |
| | **25 W** | **3500** | **P977** 01-04 |
| | 3000K - CRI 90 | | |
| | **25 W** | **2800** | **P978** 01-04 |
| | 2700K - CRI 90 | | |
| | **25 W** | **2650** | **P979** 01-04 |

DALI versions occupy 1 address

# **Laser Blade** System53

design OMA

**Laser Blade**
**System53**

Adjustable module
**High Contrast**

Spot
α 12°

Flood
α 32°

Wide Flood
α 48°

Linear module
**High Contrast** UGR<19

Wide Flood
α 48°

**Laser Blade**
**iN30**

Possible aggregation of
Low contrast modules with
High contrast modules

iN30 module
**High Contrast**

Wide Flood
α 48°

Recessed installation

Adjustable spotlight

Spot
α 10°

Medium
α 26°

**Wall Washer** module

Wall Washer

Recessed installation

Linear module
**Low contrast**

General Lighting

Pendant installation

Ceiling installation

Recessed installation

iN30 module
**Low Contrast**

General Lighting

# **Laser Blade** System53

## Features

IP20

- Modular system for creating "frameless" recessed channels with a constant opening of 53 mm.
- Extruded aluminum structural profile with black finish treatment.
- High contrast light modules UGR<10 for accent lighting, with tilting adjustability +/- 45°.
- Fixed modules for low contrast emission, for general and Wall Washer lighting.
- All modules come complete with integrated power supply.

Cover

## LED

- **LED Single Chip**
- Colour stability **Mac Adam <3**
- Life 50000 h **L80 B10**
- Color temperature: Neutral white **4000K** Warm white **3000K**

## Energy saving

| lumen lm | LED | QR CBC 51 | | HIT-CE | |
|---|---|---|---|---|---|
| **850** | 10W | 50W | 80% | - | - |
| **1700** | 21W | 2x50W | 79% | - | - |
| **2500** | 31W | 3x50W | 79% | 35W | 11% |

(3000K) LED energy saving compared with conventional lamps

# **Laser Blade** System53

## Adjustable module - High contrast

The rototranslating movement system allows a rotation of up to 45°.

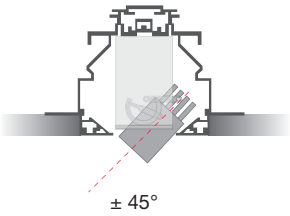

**S** - Spot
α 12°

**F** - Flood
α 32°

**WF** - Wide Flood
α 48°

| | |
|---|---|
| LED | 10 - 21 - 31W |

## Fixed module - Wall Washer

Can be used in all cases requiring a vertical Wall Washer effect.

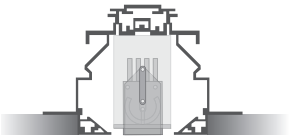



Laser Blade System53 Wall Washer



Traditional Wall Washer

| | |
|---|---|
| LED | 21 - 31W |

## Fixed module - Low contrast / High contrast

By applying iN30 modules in the channel, lines of light with high and low contrast can be obtained.

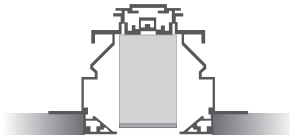



Low contrast

High contrast

| | |
|---|---|
| LED | 10 - 17W |
| | 21 - 34W |

## Adjustable spotlight

Module with adjustable spotlight for focused lighting.

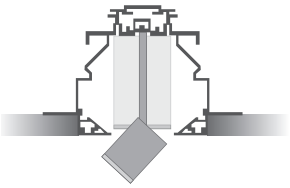

**S** - Spot
α 10°

**M** - Medium
α 26°

| | |
|---|---|
| LED | 9W |

# **Laser Blade** System53

## System composition

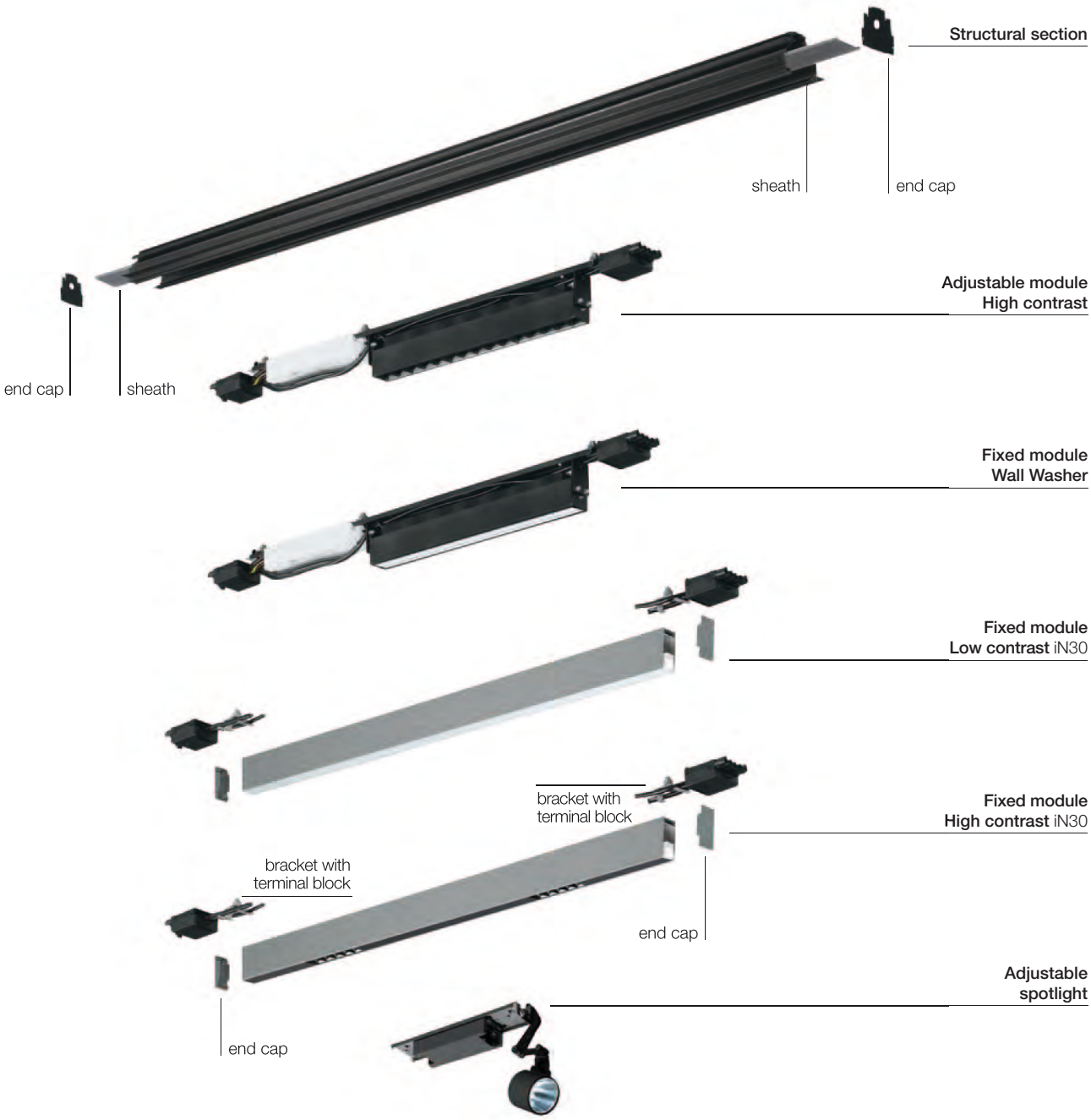

linear connection

ceiling/wall 90° corner joint

90° corner joint

# **Laser Blade** System53

04 BLACK

12 ALUMINIUM

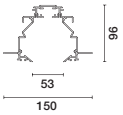


| Aluminium structural profile | length | code | colour |
|---|---|---|---|
| | 500 | **MXJ4** | 04 |
| | 1000 | **MXJ5** | 04 |
| | 2000 | **MXJ6** | 04 |
| | 3000 | **MXJ7** | 04 |

Complete with elements for linear connection to adjacent sections

| Angular joint | code | colour |
|---|---|---|
| | **MXJ9** | 04 |

| Two end caps | code | colour |
|---|---|---|
| | **MXJ8** | 04 |

| Ceiling/wall angular joint | code | colour |
|---|---|---|
| | **MXN5** | 04 |

## accessories

| | code | colour |
|---|---|---|
| Derma for installing structural sections<br>2 units | **MXK2** | 00 |
| Initial plate with terminal blocks | **MXK1** | 00 |
| Through connecting connectors | **MXN6** | 00 |
| Inner cover strip L=1000<br>2 units | **MXK0** | 04 |

For information on system composition please refer to the instructions sheet.

# Laser Blade System53

04 BLACK

12 ALUMINIUM

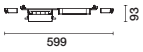


| light source | W | lm | optic | code colour |
|---|---|---|---|---|
| LED | **Adjustable module - High contrast** | | | |
| | Complete with DALI power supply | | | |
| | 4000K - CRI 96 | | | |
| | **10 W** | **920** | **48°** | **MQ42** 04 |
| | 3000K - CRI 96 | | | |
| | **10 W** | **850** | **12°** | **MU83** 04 |
| | **10 W** | **850** | **32°** | **MQ43** 04 |
| | **10 W** | **850** | **48°** | **MQ44** 04 |
| | Occupy 1 address | | | |

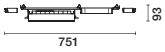


| light source | W | lm | optic | code colour |
|---|---|---|---|---|
| LED | **Adjustable module - High contrast** | | | |
| | Complete with DALI power supply | | | |
| | 4000K - CRI 96 | | | |
| | **21 W** | **1800** | **48°** | **MQ45** 04 |
| | 3000K - CRI 96 | | | |
| | **21 W** | **1700** | **12°** | **MU84** 04 |
| | **21 W** | **1700** | **32°** | **MQ46** 04 |
| | **21 W** | **1700** | **48°** | **MQ47** 04 |
| | Occupy 1 address | | | |

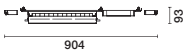


| light source | W | lm | optic | code colour |
|---|---|---|---|---|
| LED | **Adjustable module - High contrast** | | | |
| | Complete with DALI power supply | | | |
| | 4000K - CRI 96 | | | |
| | **31 W** | **2700** | **48°** | **MQ48** 04 |
| | 3000K - CRI 96 | | | |
| | **31 W** | **2500** | **12°** | **MU85** 04 |
| | **31 W** | **2500** | **32°** | **MQ49** 04 |
| | **31 W** | **2500** | **48°** | **MQ50** 04 |
| | Occupy 1 address | | | |

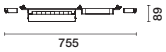


| light source | W | lm | optic | code colour |
|---|---|---|---|---|
| LED | **Wall Washer fixed module** | | | |
| | Complete with DALI power supply | | | |
| | 4000K - CRI 96 | | | |
| | **21 W** | **1800** | | **MR97** 04 |
| | 3000K - CRI 90 | | | |
| | **21 W** | **1800** | | **MT88** 04 |
| | Occupy 1 address | | | |

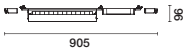


| light source | W | lm | optic | code colour |
|---|---|---|---|---|
| LED | **Wall Washer fixed module** | | | |
| | Complete with DALI power supply | | | |
| | 4000K - CRI 96 | | | |
| | **31 W** | **2700** | | **MT89** 04 |
| | 3000K - CRI 90 | | | |
| | **31 W** | **2700** | | **MT90** 04 |
| | Occupy 1 address | | | |

| light source | W | lm | length | code colour |
|---|---|---|---|---|
| LED | **Linear module - High contrast α=48°** | | | |
| | Complete with DALI power supply | | | |
| | 4000K - CRI 96 | | | |
| | **10 W** | **950** | **1197** | **N933** 12 |
| | **21 W** | **1900** | **1462** | **N934** 12 |
| | 3000K - CRI 90 | | | |
| | **10 W** | **950** | **1197** | **N935** 12 |
| | **21 W** | **1900** | **1462** | **N936** 12 |
| | Occupy 1 address | | | |

| light source | W | lm | length | code colour |
|---|---|---|---|---|
| LED | **Linear module - Low contrast** | | | |
| | Complete with DALI power supply | | | |
| | 4000K - CRI 80 | | | |
| | **17 W** | **2650** | **1197** | **N937** 12 |
| | **34 W** | **5300** | **2394** | **N938** 12 |
| | 3000K - CRI 80 | | | |
| | **17 W** | **2450** | **1197** | **N939** 12 |
| | **34 W** | **4900** | **2394** | **N940** 12 |
| | Occupy 1 address | | | |

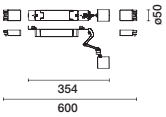


| light source | W | lm | optic | code colour |
|---|---|---|---|---|
| LED | **Module with adjustable spotlight** | | | |
| | Complete with DALI power supply | | | |
| | 4000K - CRI 85 | | | |
| | **9 W** | **830** | **26°** | **MQ51** 04 |
| | 3000K - CRI 90 | | | |
| | **9 W** | **700** | **10°** | **MQ52** 04 |
| | **9 W** | **700** | **26°** | **MQ53** 04 |
| | Occupy 1 address | | | |

## accessories

| | code | colour |
|---|---|---|
| Two end caps | **MX80** | 15 |
| for MJ48-MJ49-MJ50-MJ51 N933-N934-N935-N936 | | |
| Pair of plates for installing iN30 modules with connectors | **MXJ3** | 00 |

| | code | colour |
|---|---|---|
| Connection elements and covers for continuous line installation | **MX81** | 00 |
| for N933-N934-N935-N936 | | |

For information on system composition please refer to the instructions sheet.

Hakata Green Hotel - Fukuoka, Japan

Architectural project: Shimizu Corporation
Interior design: Field Four Design Office
Lighting project: Lighting Design / Lightdesign Inc.
Photo: Akito Goto

Technical data may change with technological evolution.
For updated data please refer to our on-line catalogue.

pinterest.com/iguzzini

# Reflex

**Reflex**
Chip on Board (C.o.B.)
frame / minimal
page 90/96/100

Fixed optic

Wall Washer optic

Adjustable optic

ø 242

ø ⧄ 212

Super Comfort

White reflector

ø 153

ø ⧄ 125

Super Comfort

White reflector

ø 96

White reflector

ø 75

White reflector

**Reflex**
LED Light Engine (L.L.E.)
frame
page 104

Fixed
optic

**Reflex**
LED Light Engine (L.L.E.)
frame
page 104

Fixed
optic

**Reflex**
frame / minimal
page 108/110

Fixed
optic

Adjustable
optic

Wall Washer
optic

Double asymmetric

UGR<19

General Lighting

UGR<19

General Lighting

UGR<19

The dimensions ø ⧄ relate to the hole
recessed Frame versions.

# **Reflex** fixed

Chip on Board (C.o.B.)

## Features

IP20/IP43/IP54

- Recessed installation in false ceilings with 12.5 mm thickness for Minimal versions (without perimeter rim) or from 1 to 25 mm thickness for Frame versions (with rim) using torsion springs.
- Die-cast extruded aluminium body and heat sink.
- Metallized thermoplastic reflector with anti-scratch protection treatment with high luminous efficiency and visual comfort.
- UGR<19 versions suitable for use in environments with video terminals, UGR<10 Super Comfort versions.
- General light versions available with white reflector.
- Available with electronic and DALI control gear.
- The minimum sizes of the installation compartment are displayed in the instructions sheet available on the online catalogue.
- IP20
- IP43 for visible body of fitting after installation (minimal versions).
- IP54 for visible body of fitting after installation (frame versions).

Retention system

Springs with lock/ unlock system

## Optics and lamps

**M** - Medium
α 24°

**F** - Flood
α 28°

**WF** - Wide Flood
α 44°-52°-64°

| | |
|---|---|
| LED **C.o.B.** | 8,5 - 10 - 11 - 12W |
| | 15 - 17 - 21 - 23W |
| | 27 - 29 - 31 - 33W |
| | 38 - 41 - 43 - 57W |
| | 64 - 67W |

# **Reflex** fixed

Chip on Board (C.o.B.)

LED

- **LED C.o.B.**
- Colour stability
  **Mac Adam <3**
- Life
  50000 h **L80 B10**
- Color temperature:
  Neutral white **4000K**
  Warm white **3000K**
  Warm white **2700K**

## Energy saving

| lumen lm | LED | QR CBC 51 | | TC-TEL | | HIT-TC-CE | |
|---|---|---|---|---|---|---|---|
| **1000** | 10W | 50W | 80% | 18W | 44% | - | - |
| **3000** | 29W | 3x50W | 81% | 42W | 31% | 35W | 17% |
| **5000** | 43W | 5x50W | 71% | 2x32W | 33% | 70W | 39% |

(3000K) LED energy saving compared with conventional lamps

## Super Comfort optic

We combined our knowledge of optics with Arup's innovative design skills to create a solution integrated into the surrounding architecture.
Reflex C.o.B. Super Comfort, with UGR<10 and luminance <1,500 cd/m² at angles of <65°, is particularly well suited for work environments, ensuring maximum visual ergonomics. Available in two sizes, with three light distribution settings and high luminous flux values in order to allow for application in offices and large spaces, such as airports and stations, up to 15 m in height.

Controlled luminance
<1.500cd/m².
$\alpha < 65°$

UGR<10
Unified glare rating <10

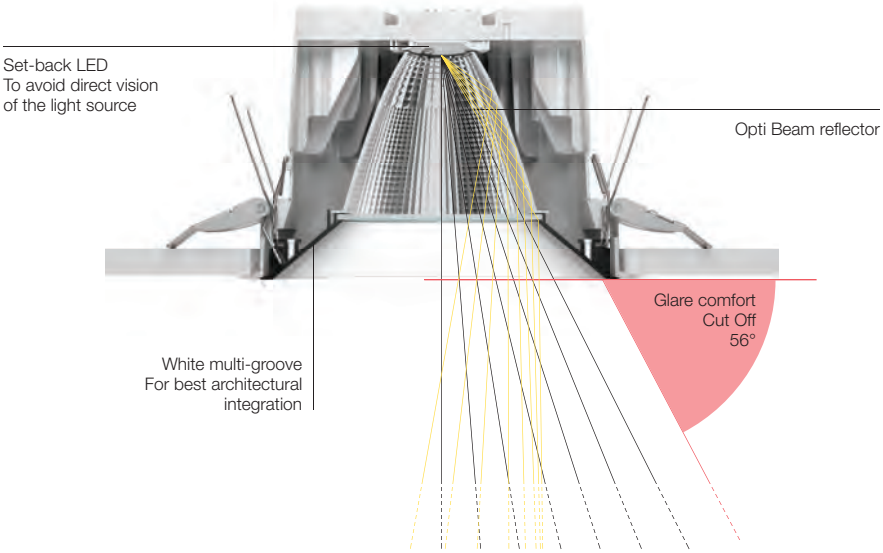


## Version with white reflector

Reflex is available in frame application with white reflector.

# Reflex fixed
Chip on Board (C.o.B.)

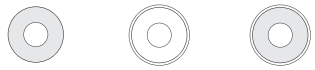

12 ALUMINIUM | 01 WHITE | 39 WHITE/ALUMINIUM

## ø 75

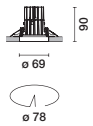


| light source | W | lm | optic | code colour |
|---|---|---|---|---|
| LED | **Minimal installation** | | | |
| | Complete with power supply | | | |
| | 4000K - CRI 80 | | | |
| | **8,5 W** | **1000** | **28°** | **MV40** 12 |
| | **8,5 W** | **1000** | **52°** | **MV41** 12 |
| | 4000K - CRI 80 - DALI | | | |
| | **8,5 W** | **1000** | **28°** | **MV42** 12 |
| | **8,5 W** | **1000** | **52°** | **MV43** 12 |
| | 3000K - CRI 90 - DALI | | | |
| | **10 W** | **1000** | **28°** | **MV44** 12 |
| | **10 W** | **1000** | **52°** | **MV45** 12 |
| | 2700K - CRI 90 - DALI | | | |
| | **11 W** | **1000** | **28°** | **MV46** 12 |
| | **11 W** | **1000** | **52°** | **MV47** 12 |

IP43
DALI versions occupy 1 address

new
Version with white reflector: available for order from second quarter

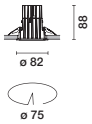


| light source | W | lm | optic | code colour |
|---|---|---|---|---|
| LED | **Frame installation** | | | |
| | Complete with power supply | | | |
| | 4000K - CRI 80 | | | |
| | **8,5 W** | **1000** | **28°** | **MV78** 39 |
| | **8,5 W** | **1000** | **52°** | **MV79** 39 |
| | 4000K - CRI 80 - DALI | | | |
| | **8,5 W** | **1000** | **28°** | **MV80** 39 |
| | **8,5 W** | **1000** | **52°** | **MV81** 39 |
| | 3000K - CRI 90 - DALI | | | |
| | **10 W** | **1000** | **28°** | **MV82** 39 |
| | **10 W** | **1000** | **52°** | **MV83** 39 |
| | 2700K - CRI 90 - DALI | | | |
| | **11 W** | **1000** | **28°** | **MV84** 39 |
| | **11 W** | **1000** | **52°** | **MV85** 39 |

IP54
DALI versions occupy 1 address

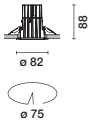


| | | | | |
|---|---|---|---|---|
| LED new | **Frame installation** - White reflector | | | |
| | Complete with power supply | | | |
| | 4000K - CRI 80 | | | |
| | **8,5 W** | **1000** | **WF** | **P586** 01 |
| | 4000K - CRI 80 - DALI | | | |
| | **8,5 W** | **1000** | **WF** | **P587** 01 |
| | 3000K - CRI 90 - DALI | | | |
| | **10 W** | **1000** | **WF** | **P588** 01 |
| | 2700K - CRI 90 - DALI | | | |
| | **11 W** | **1000** | **WF** | **P589** 01 |

IP54
DALI versions occupy 1 address

## ø 96

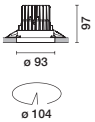


| light source | W | lm | optic | code colour |
|---|---|---|---|---|
| LED | **Minimal installation** | | | |
| | Complete with power supply | | | |
| | 4000K - CRI 80 | | | |
| | **12 W** | **1600** | **24°** | **MV48** 12 |
| | **12 W** | **1600** | **44°** | **MV49** 12 |
| | 3000K - CRI 80 | | | |
| | **12 W** | **1500** | **24°** | **MV50** 12 |
| | **12 W** | **1500** | **44°** | **MV51** 12 |
| | 4000K - CRI 80 - DALI | | | |
| | **12 W** | **1600** | **24°** | **MV52** 12 |
| | **12 W** | **1600** | **44°** | **MV53** 12 |
| | 3000K - CRI 80 - DALI | | | |
| | **12 W** | **1500** | **24°** | **MV54** 12 |
| | **12 W** | **1500** | **44°** | **MV55** 12 |
| | 3000K - CRI 90 - DALI | | | |
| | **15 W** | **1500** | **24°** | **MV56** 12 |
| | **15 W** | **1500** | **44°** | **MV57** 12 |

IP43
DALI versions occupy 1 address

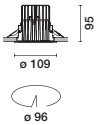


| light source | W | lm | optic | code colour |
|---|---|---|---|---|
| LED | **Frame installation** | | | |
| | Complete with power supply | | | |
| | 4000K - CRI 80 | | | |
| | **12 W** | **1600** | **24°** | **MV86** 39 |
| | **12 W** | **1600** | **44°** | **MV87** 39 |
| | 3000K - CRI 80 | | | |
| | **12 W** | **1500** | **24°** | **MV88** 39 |
| | **12 W** | **1500** | **44°** | **MV89** 39 |
| | 4000K - CRI 80 - DALI | | | |
| | **12 W** | **1600** | **24°** | **MV90** 39 |
| | **12 W** | **1600** | **44°** | **MV91** 39 |
| | 3000K - CRI 80 - DALI | | | |
| | **12 W** | **1500** | **24°** | **MV92** 39 |
| | **12 W** | **1500** | **44°** | **MV93** 39 |
| | 3000K - CRI 90 - DALI | | | |
| | **15 W** | **1500** | **24°** | **MV94** 39 |
| | **15 W** | **1500** | **44°** | **MV95** 39 |

IP54
DALI versions occupy 1 address



Technical data may change with technological evolution.
For updated data please refer to our on-line catalogue.

# Reflex fixed
Chip on Board (C.o.B.)

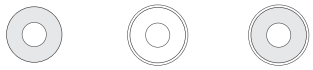

12 ALUMINIUM | 01 WHITE | 39 WHITE/ALUMINIUM

new
Version with white reflector: available for order from second quarter

## ø 96

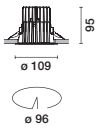


| light source | W | lm | optic | code colour |
|---|---|---|---|---|
| LED new | **Frame installation** - White reflector | | | |
| | Complete with power supply | | | |
| | 4000K - CRI 80 | | | |
| | **12 W** | **1600** | **WF** | **P507** 01 |
| | 3000K - CRI 80 | | | |
| | **12 W** | **1500** | **WF** | **P508** 01 |
| | 4000K - CRI 80 - DALI | | | |
| | **12 W** | **1600** | **WF** | **P509** 01 |
| | 3000K - CRI 90 - DALI | | | |
| | **12 W** | **1500** | **WF** | **P510** 01 |

IP54
DALI versions occupy 1 address

## ø 125

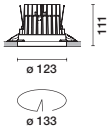


| light source | W | lm | optic | code colour |
|---|---|---|---|---|
| LED | **Minimal installation** | | | |
| | Complete with power supply | | | |
| | 4000K - CRI 80 | | | |
| | **15 W** | **2000** | **24°** | **MV58** 12 |
| | **15 W** | **2000** | **64°** | **MV59** 12 |
| | **27 W** | **3000** | **24°** | **N214** 12 |
| | **27 W** | **3000** | **64°** | **N215** 12 |
| | 3000K - CRI 80 | | | |
| | **17 W** | **2000** | **24°** | **MV60** 12 |
| | **17 W** | **2000** | **64°** | **MV61** 12 |
| | **29 W** | **3000** | **24°** | **N216** 12 |
| | **29 W** | **3000** | **64°** | **N217** 12 |
| | 4000K - CRI 80 - DALI | | | |
| | **15 W** | **2000** | **24°** | **MV62** 12 |
| | **15 W** | **2000** | **64°** | **MV63** 12 |
| | **27 W** | **3000** | **24°** | **N218** 12 |
| | **27 W** | **3000** | **64°** | **N219** 12 |
| | 3000K - CRI 80 - DALI | | | |
| | **17 W** | **2000** | **24°** | **MV64** 12 |
| | **17 W** | **2000** | **64°** | **MV65** 12 |
| | **29 W** | **3000** | **24°** | **N220** 12 |
| | **29 W** | **3000** | **64°** | **N221** 12 |
| | 3000K - CRI 90 - DALI | | | |
| | **21 W** | **2000** | **24°** | **MV66** 12 |
| | **21 W** | **2000** | **64°** | **MV67** 12 |
| | **29 W** | **2500** | **24°** | **N222** 12 |
| | **29 W** | **2500** | **64°** | **N223** 12 |

IP43
DALI versions occupy 1 address

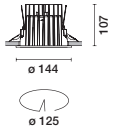


| light source | W | lm | optic | code colour |
|---|---|---|---|---|
| LED | **Frame installation** | | | |
| | Complete with power supply | | | |
| | 4000K - CRI 80 | | | |
| | **15 W** | **2000** | **24°** | **MV96** 39 |
| | **15 W** | **2000** | **64°** | **MV97** 39 |
| | **27 W** | **3000** | **24°** | **N229** 39 |
| | **27 W** | **3000** | **64°** | **N230** 39 |
| | 3000K - CRI 80 | | | |
| | **17 W** | **2000** | **24°** | **MV98** 39 |
| | **17 W** | **2000** | **64°** | **MV99** 39 |
| | **29 W** | **3000** | **24°** | **N231** 39 |
| | **29 W** | **3000** | **64°** | **N232** 39 |
| | 4000K - CRI 80 - DALI | | | |
| | **15 W** | **2000** | **24°** | **N000** 39 |
| | **15 W** | **2000** | **64°** | **N001** 39 |
| | **27 W** | **3000** | **24°** | **N233** 39 |
| | **27 W** | **3000** | **64°** | **N234** 39 |
| | 3000K - CRI 80 - DALI | | | |
| | **17 W** | **2000** | **24°** | **N002** 39 |
| | **17 W** | **2000** | **64°** | **N003** 39 |
| | **29 W** | **3000** | **24°** | **N235** 39 |
| | **29 W** | **3000** | **64°** | **N236** 39 |
| | 3000K - CRI 90 - DALI | | | |
| | **21 W** | **2000** | **24°** | **N004** 39 |
| | **21 W** | **2000** | **64°** | **N005** 39 |
| | **29 W** | **2500** | **24°** | **N237** 39 |
| | **29 W** | **2500** | **64°** | **N238** 39 |

IP54
DALI versions occupy 1 address

# Reflex fixed
Chip on Board (C.o.B.)

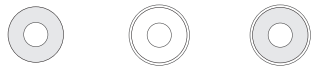

12 ALUMINIUM | 01 WHITE | 39 WHITE/ALUMINIUM

new
Super Comfort optic: available for order
Version with white reflector: available for order from second quarter

## ø 125

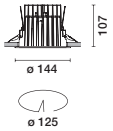


| light source | W | lm | optic | code colour |
|---|---|---|---|---|
| LED new | **Frame installation - Super Comfort - UGR<10** | | | |
| | Complete with power supply | | | |
| | 4000K - CRI 80 - DALI | | | |
| | **23 W** | **3000** | **18°** | **P523** 39 |
| | **23 W** | **3000** | **25°** | **P524** 39 |
| | **23 W** | **3000** | **42°** | **P525** 39 |
| | 3000K - CRI 90 - DALI | | | |
| | **31 W** | **3000** | **18°** | **P526** 39 |
| | **31 W** | **3000** | **25°** | **P527** 39 |
| | **31 W** | **3000** | **42°** | **P528** 39 |

IP54
DALI versions occupy 1 address

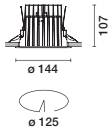


| light source | W | lm | optic | code colour |
|---|---|---|---|---|
| LED new | **Frame installation** - White reflector | | | |
| | Complete with power supply | | | |
| | 4000K - CRI 80 | | | |
| | **15 W** | **2000** | **WF** | **P511** 01 |
| | **27 W** | **3000** | **WF** | **P512** 01 |
| | 3000K - CRI 80 | | | |
| | **15 W** | **2000** | **WF** | **P513** 01 |
| | **27 W** | **3000** | **WF** | **P514** 01 |
| | 4000K - CRI 80 - DALI | | | |
| | **15 W** | **2000** | **WF** | **P515** 01 |
| | **27 W** | **3000** | **WF** | **P516** 01 |
| | 3000K - CRI 90 - DALI | | | |
| | **15 W** | **2000** | **WF** | **P517** 01 |
| | **27 W** | **3000** | **WF** | **P518** 01 |

IP54
DALI versions occupy 1 address

## ø 153

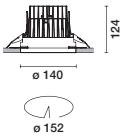


| light source | W | lm | optic | code colour |
|---|---|---|---|---|
| LED | **Minimal installation** | | | |
| | Complete with power supply | | | |
| | 4000K - CRI 80 | | | |
| | **27 W** | **3000** | **24°** | **MV68** 12 |
| | **27 W** | **3000** | **52°** | **MV69** 12 |
| | 3000K - CRI 80 | | | |
| | **29 W** | **3000** | **24°** | **MV70** 12 |
| | **29 W** | **3000** | **52°** | **MV71** 12 |
| | 4000K - CRI 80 - DALI | | | |
| | **27 W** | **3000** | **24°** | **MV72** 12 |
| | **27 W** | **3000** | **52°** | **MV73** 12 |
| | 3000K - CRI 80 - DALI | | | |
| | **29 W** | **3000** | **24°** | **MV74** 12 |
| | **29 W** | **3000** | **52°** | **MV75** 12 |
| | 3000K - CRI 90 - DALI | | | |
| | **33 W** | **2800** | **24°** | **MV76** 12 |
| | **33 W** | **2800** | **52°** | **MV77** 12 |

IP43
DALI versions occupy 1 address

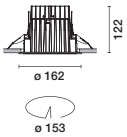


| light source | W | lm | optic | code colour |
|---|---|---|---|---|
| LED | **Frame installation** | | | |
| | Complete with power supply | | | |
| | 4000K - CRI 80 | | | |
| | **27 W** | **3000** | **24°** | **N006** 39 |
| | **27 W** | **3000** | **52°** | **N007** 39 |
| | 3000K - CRI 80 | | | |
| | **29 W** | **3000** | **24°** | **N008** 39 |
| | **29 W** | **3000** | **52°** | **N009** 39 |
| | 4000K - CRI 80 - DALI | | | |
| | **27 W** | **3000** | **24°** | **N010** 39 |
| | **27 W** | **3000** | **52°** | **N011** 39 |
| | 3000K - CRI 80 - DALI | | | |
| | **29 W** | **3000** | **24°** | **N012** 39 |
| | **29 W** | **3000** | **52°** | **N013** 39 |
| | 3000K - CRI 90 - DALI | | | |
| | **33 W** | **2800** | **24°** | **N014** 39 |
| | **33 W** | **2800** | **52°** | **N015** 39 |

IP54
DALI versions occupy 1 address



Technical data may change with technological evolution.
For updated data please refer to our on-line catalogue.

# Reflex fixed
Chip on Board (C.o.B.)

01 WHITE — 39 WHITE/ALUMINIUM

new
Super Comfort optic: available for order
Version with white reflector: available for order from second quarter

## ø 212

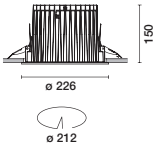


| light source | W | lm | optic | code colour |
|---|---|---|---|---|
| LED | **Frame installation** | | | |
| | Complete with power supply | | | |
| | 4000K - CRI 80 | | | |
| | **41 W** | **5000** | **26°** | **N224** 39 |
| | **41 W** | **5000** | **56°** | **MM97** 39 |
| | 3000K - CRI 80 | | | |
| | **43 W** | **5000** | **26°** | **N225** 39 |
| | **43 W** | **5000** | **56°** | **MM98** 39 |
| | 4000K - CRI 80 - DALI | | | |
| | **41 W** | **5000** | **26°** | **N226** 39 |
| | **41 W** | **5000** | **56°** | **MM99** 39 |
| | 3000K - CRI 80 - DALI | | | |
| | **43 W** | **5000** | **26°** | **N227** 39 |
| | **43 W** | **5000** | **56°** | **MN00** 39 |
| | 3000K - CRI 90 - DALI | | | |
| | **54 W** | **5000** | **26°** | **N228** 39 |
| | **54 W** | **5000** | **56°** | **N016** 39 |

IP54
DALI versions occupy 1 address

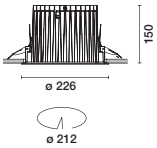


| light source | W | lm | optic | code colour |
|---|---|---|---|---|
| LED new | **Frame installation - Super Comfort - UGR<10** | | | |
| | Complete with power supply | | | |
| | 4000K - CRI 80 - DALI | | | |
| | **43 W** | **6000** | **18°** | **P529** 39 |
| | **43 W** | **6000** | **30°** | **P530** 39 |
| | **43 W** | **6000** | **48°** | **P531** 39 |
| | 3000K - CRI 90 - DALI | | | |
| | **57 W** | **6000** | **18°** | **M636** 39 |
| | **57 W** | **6000** | **30°** | **P532** 39 |
| | **57 W** | **6000** | **48°** | **P533** 39 |

IP54
DALI versions occupy 1 address

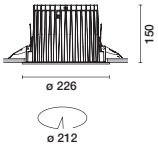


| light source | W | lm | optic | code colour |
|---|---|---|---|---|
| LED new | **Frame installation** - White reflector | | | |
| | Complete with power supply | | | |
| | 4000K - CRI 80 | | | |
| | **38 W** | **5000** | **WF** | **P519** 01 |
| | 3000K - CRI 80 | | | |
| | **38 W** | **5000** | **WF** | **P520** 01 |
| | 4000K - CRI 80 - DALI | | | |
| | **38 W** | **5000** | **WF** | **P521** 01 |
| | 3000K - CRI 90 - DALI | | | |
| | **38 W** | **5000** | **WF** | **P522** 01 |

IP54
DALI versions occupy 1 address

## ø 242

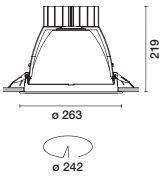


| light source | W | lm | optic | code colour |
|---|---|---|---|---|
| LED | **Frame installation** | | | |
| | Complete with power supply | | | |
| | 4000K - CRI 80 | | | |
| | **64 W** | **8000** | **24°** | **N017** 39 |
| | **64 W** | **8000** | **58°** | **N018** 39 |
| | 3000K - CRI 80 | | | |
| | **67 W** | **8000** | **24°** | **N019** 39 |
| | **67 W** | **8000** | **58°** | **N020** 39 |
| | 4000K - CRI 80 - DALI | | | |
| | **64 W** | **8000** | **24°** | **N021** 39 |
| | **64 W** | **8000** | **58°** | **N022** 39 |
| | 3000K - CRI 80 - DALI | | | |
| | **67 W** | **8000** | **24°** | **N023** 39 |
| | **67 W** | **8000** | **58°** | **N024** 39 |

IP23
DALI versions occupy 1 address

# **Reflex** Wall Washer
Chip on Board (C.o.B.)

## Features

IP20/IP43

- Recessed installation in false ceilings with 12.5 mm thickness for Minimal versions (without perimeter rim) or from 1 to 25 mm thickness for Frame versions (with rim) using torsion springs.
- Die-cast aluminium body and heat sink.
- Metallized thermoplastic reflector with anti-scratch protection treatment.
- Available with electronic and DALI control gear.
- The minimum sizes of the installation compartment are displayed in the instructions sheet available on the online catalogue.
- IP20
- IP43 for visible body of fitting after installation.

DALI HIGH lm/watt

Retention system

Springs with lock/ unlock system

## Optics and lamps



| | |
|---|---|
| LED C.o.B. | 12 - 15 - 17 - 21W |
| | 27 - 29 - 33 - 41W |
| | 43 - 54W |

Downlight Wall Washer iGuzzini: uniform wall lighting

## LED

- **LED C.o.B.**
- Colour stability **Mac Adam <3**
- Life 50000 h **L80 B10**
- Color temperature: Neutral white **4000K** Warm white **3000K**

## Energy saving

| lumen lm | LED | QR CBC 51 | | TC-TEL | | HIT-TC-CE | |
|---|---|---|---|---|---|---|---|
| **2000** | 17W | 2x50W | 83% | 26W | 35% | - | - |
| **3000** | 29W | 3x50W | 81% | 42W | 31% | 35W | 17% |
| **5000** | 43W | 5x50W | 71% | 2x32W | 33% | 50W | 14% |

(3000K) LED energy saving compared with conventional lamps

# **Reflex** Wall Washer
Chip on Board (C.o.B.)

12
ALUMINIUM

39
WHITE/ALUMINIUM

## Correct installation

Please refer to the instructions sheet for the best layout of the fixtures in order to guarantee uniform wall lighting.

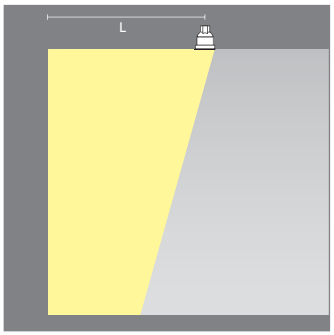


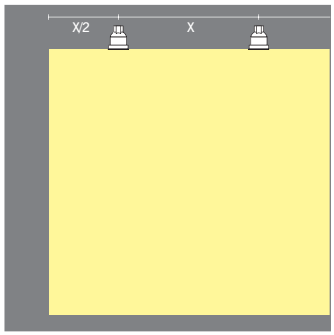


## ø 96

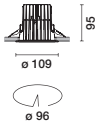


| light source | W | lm | code colour |
|---|---|---|---|
| LED | **Frame installation** | | |
| | Complete with power supply | | |
| | 4000K - CRI 80 | | |
| | **12 W** | **1600** | **N121** 39 |
| | 3000K - CRI 80 | | |
| | **12 W** | **1500** | **N122** 39 |
| | 4000K - CRI 80 - DALI | | |
| | **12 W** | **1600** | **N123** 39 |
| | 3000K - CRI 80 - DALI | | |
| | **12 W** | **1500** | **N124** 39 |
| | 3000K - CRI 90 - DALI | | |
| | **15 W** | **1500** | **N125** 39 |

DALI versions occupy 1 address

## ø 125

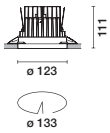


| light source | W | lm | code colour |
|---|---|---|---|
| LED | **Minimal installation** | | |
| | Complete with power supply | | |
| | 4000K - CRI 80 | | |
| | **15 W** | **2000** | **N111** 12 |
| | **27 W** | **3000** | **N239** 12 |
| | 3000K - CRI 80 | | |
| | **17 W** | **2000** | **N112** 12 |
| | **29 W** | **3000** | **N240** 12 |
| | 4000K - CRI 80 - DALI | | |
| | **15 W** | **2000** | **N113** 12 |
| | **27 W** | **3000** | **N241** 12 |
| | 3000K - CRI 80 - DALI | | |
| | **17 W** | **2000** | **N114** 12 |
| | **29 W** | **3000** | **N242** 12 |
| | 3000K - CRI 90 - DALI | | |
| | **21 W** | **2000** | **N115** 12 |
| | **29 W** | **2500** | **N243** 12 |

DALI versions occupy 1 address

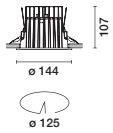


| light source | W | lm | code colour |
|---|---|---|---|
| LED | **Frame installation** | | |
| | Complete with power supply | | |
| | 4000K - CRI 80 | | |
| | **15 W** | **2000** | **N126** 39 |
| | **27 W** | **3000** | **N244** 39 |
| | 3000K - CRI 80 | | |
| | **17 W** | **2000** | **N127** 39 |
| | **29 W** | **3000** | **N245** 39 |
| | 4000K - CRI 80 - DALI | | |
| | **15 W** | **2000** | **N128** 39 |
| | **27 W** | **3000** | **N246** 39 |
| | 3000K - CRI 80 - DALI | | |
| | **17 W** | **2000** | **N129** 39 |
| | **29 W** | **3000** | **N247** 39 |
| | 3000K - CRI 90 - DALI | | |
| | **21 W** | **2000** | **N130** 39 |
| | **29 W** | **2500** | **N248** 39 |

DALI versions occupy 1 address

# **Reflex** Wall Washer
Chip on Board (C.o.B.)

12
ALUMINIUM

39
WHITE/ALUMINIUM

## ø 153

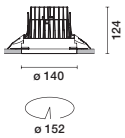


| light source | W | lm | code colour |
|---|---|---|---|
| LED | **Minimal installation** | | |
| | Complete with power supply | | |
| | 4000K - CRI 80 | | |
| | **27 W** | **3000** | **N116** 12 |
| | 3000K - CRI 80 | | |
| | **29 W** | **3000** | **N117** 12 |
| | 4000K - CRI 80 - DALI | | |
| | **27 W** | **3000** | **N118** 12 |
| | 3000K - CRI 80 - DALI | | |
| | **29 W** | **3000** | **N119** 12 |
| | 3000K - CRI 90 - DALI | | |
| | **33 W** | **2800** | **N120** 12 |

DALI versions occupy 1 address

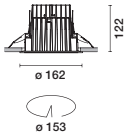


| light source | W | lm | code colour |
|---|---|---|---|
| LED | **Frame installation** | | |
| | Complete with power supply | | |
| | 4000K - CRI 80 | | |
| | **27 W** | **3000** | **N131** 39 |
| | 3000K - CRI 80 | | |
| | **29 W** | **3000** | **N132** 39 |
| | 4000K - CRI 80 - DALI | | |
| | **27 W** | **3000** | **N133** 39 |
| | 3000K - CRI 80 - DALI | | |
| | **29 W** | **3000** | **N134** 39 |
| | 3000K - CRI 90 - DALI | | |
| | **33 W** | **2800** | **N135** 39 |

DALI versions occupy 1 address

## ø 212

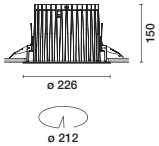


| light source | W | lm | code colour |
|---|---|---|---|
| LED | **Frame installation** | | |
| | Complete with power supply | | |
| | 4000K - CRI 80 | | |
| | **41 W** | **5000** | **MN01** 39 |
| | 3000K - CRI 80 | | |
| | **43 W** | **5000** | **MN02** 39 |
| | 4000K - CRI 80 - DALI | | |
| | **41 W** | **5000** | **MN03** 39 |
| | 3000K - CRI 80 - DALI | | |
| | **43 W** | **5000** | **MN04** 39 |
| | 3000K - CRI 90 - DALI | | |
| | **54 W** | **5000** | **N136** 39 |

DALI versions occupy 1 address

Banque Crédit Agricole Atlantique Vendée
Nantes, France
Architectural project: AIA Architectes
Lighting project: AIA Ingénierie
Photo: Guillaume Satre



Technical data may change with technological evolution.
For updated data please refer to our on-line catalogue.

pinterest.com/iguzzini

# **Reflex** adjustable

Chip on Board (C.o.B.)

## Features

IP20/IP23

- Recessed installation in false ceilings with 12.5 mm thickness for Minimal versions (without perimeter rim) or from 1 to 25 mm thickness for Frame versions (with rim) using torsion springs.
- Extruded aluminium body and heat sink.
- Mirror aluminium ultrapure reflectors.
- Adjustability on horizontal plane by +/- 30° and on vertical axis by 358°.
- Available with electronic and DALI control gear.
- The minimum sizes of the installation compartment are displayed in the instructions sheet available on the online catalogue.
- IP20
- IP23 for visible body of fitting after installation.

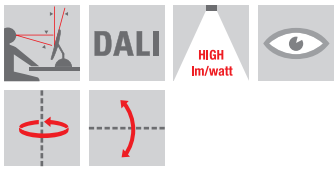

Mechanical aiming lock on vertical axis and horizontal plane

## Optics and lamps

**S** - Spot
α 14°-15°

**M** - Medium
α 18°-24°-25°

**F** - Flood
α 30°-32°-35°

| | |
|---|---|
| LED **C.o.B.** | 8,4 - 10 - 14 - 15W |
| | 17 - 21 - 27 - 29W |
| | 33 - 40 - 41 - 48W |

## LED

- **LED C.o.B.**
- Colour stability **Mac Adam <3**
- Life 50000 h **L80 B10**
- Color temperature:
  Neutral white **4000K**
  Warm white **3000K**
  Warm white **2700K**

## Energy saving

| lumen lm | LED | QR CBC 51 | | TC-TEL | | HIT-TC-CE | |
|---|---|---|---|---|---|---|---|
| **1000** | 10W | 50W | 80% | 18W | 44% | - | - |
| **3000** | 29W | 3x50W | 81% | 42W | 31% | 35W | 17% |
| **4800** | 40W | 5x50W | 73% | 2x32W | 38% | 50W | 20% |

(3000K) LED energy saving compared with conventional lamps

# **Reflex** adjustable
Chip on Board (C.o.B.)

12 ALUMINIUM — 39 WHITE/ALUMINIUM

## ø 75

| light source | W | lm | optic | code colour |
|---|---|---|---|---|
| LED | **Minimal installation** | | | |
| | Complete with power supply | | | |
| | 4000K - CRI 80 | | | |
| | **8,4 W** | **1000** | **18°** | **N025** 12 |
| | **8,4 W** | **1000** | **30°** | **N026** 12 |
| | 4000K - CRI 80 - DALI | | | |
| | **8,4 W** | **1000** | **18°** | **N027** 12 |
| | **8,4 W** | **1000** | **30°** | **N028** 12 |
| | 3000K - CRI 90 - DALI | | | |
| | **10 W** | **1000** | **18°** | **N029** 12 |
| | **10 W** | **1000** | **30°** | **N030** 12 |
| | 2700K - CRI 90 - DALI | | | |
| | **10 W** | **900** | **18°** | **N031** 12 |
| | **10 W** | **900** | **30°** | **N032** 12 |

DALI versions occupy 1 address

| light source | W | lm | optic | code colour |
|---|---|---|---|---|
| LED | **Frame installation** | | | |
| | Complete with power supply | | | |
| | 4000K - CRI 80 | | | |
| | **8,4 W** | **1000** | **18°** | **N063** 39 |
| | **8,4 W** | **1000** | **30°** | **N064** 39 |
| | 4000K - CRI 80 - DALI | | | |
| | **8,4 W** | **1000** | **18°** | **N065** 39 |
| | **8,4 W** | **1000** | **30°** | **N066** 39 |
| | 3000K - CRI 90 - DALI | | | |
| | **10 W** | **1000** | **18°** | **N067** 39 |
| | **10 W** | **1000** | **30°** | **N068** 39 |
| | 2700K - CRI 90 - DALI | | | |
| | **10 W** | **900** | **18°** | **N069** 39 |
| | **10 W** | **900** | **30°** | **N070** 39 |

DALI versions occupy 1 address

## ø 96

| light source | W | lm | optic | code colour |
|---|---|---|---|---|
| LED | **Minimal installation** | | | |
| | Complete with power supply | | | |
| | 4000K - CRI 80 | | | |
| | **14 W** | **1600** | **25°** | **N033** 12 |
| | **14 W** | **1600** | **35°** | **N034** 12 |
| | 3000K - CRI 80 | | | |
| | **14 W** | **1500** | **25°** | **N035** 12 |
| | **14 W** | **1500** | **35°** | **N036** 12 |
| | 4000K - CRI 80 - DALI | | | |
| | **14 W** | **1600** | **25°** | **N037** 12 |
| | **14 W** | **1600** | **35°** | **N038** 12 |
| | 3000K - CRI 80 - DALI | | | |
| | **14 W** | **1500** | **25°** | **N039** 12 |
| | **14 W** | **1500** | **35°** | **N040** 12 |
| | 3000K - CRI 90 - DALI | | | |
| | **14 W** | **1300** | **25°** | **N041** 12 |
| | **14 W** | **1300** | **35°** | **N042** 12 |

DALI versions occupy 1 address

| light source | W | lm | optic | code colour |
|---|---|---|---|---|
| LED | **Frame installation** | | | |
| | Complete with power supply | | | |
| | 4000K - CRI 80 | | | |
| | **14 W** | **1600** | **25°** | **N071** 39 |
| | **14 W** | **1600** | **35°** | **N072** 39 |
| | 3000K - CRI 80 | | | |
| | **14 W** | **1500** | **25°** | **N073** 39 |
| | **14 W** | **1500** | **35°** | **N074** 39 |
| | 4000K - CRI 80 - DALI | | | |
| | **14 W** | **1600** | **25°** | **N075** 39 |
| | **14 W** | **1600** | **35°** | **N076** 39 |
| | 3000K - CRI 80 - DALI | | | |
| | **14 W** | **1500** | **25°** | **N077** 39 |
| | **14 W** | **1500** | **35°** | **N078** 39 |
| | 3000K - CRI 90 - DALI | | | |
| | **14 W** | **1300** | **25°** | **N079** 39 |
| | **14 W** | **1300** | **35°** | **N080** 39 |

DALI versions occupy 1 address

# **Reflex** adjustable
Chip on Board (C.o.B.)

12 ALUMINIUM — 39 WHITE/ALUMINIUM

## ø 125

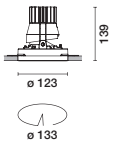


| light source | W | lm | optic | code colour |
|---|---|---|---|---|
| LED | **Minimal installation** | | | |
| | Complete with power supply | | | |
| | 4000K - CRI 80 | | | |
| | **15 W** | **2000** | **20°/22°** | **N043** 12 |
| | **15 W** | **2000** | **32°/40°** | **N044** 12 |
| | 3000K - CRI 80 | | | |
| | **17 W** | **2000** | **20°/22°** | **N045** 12 |
| | **17 W** | **2000** | **32°/40°** | **N046** 12 |
| | 4000K - CRI 80 - DALI | | | |
| | **15 W** | **2000** | **20°/22°** | **N047** 12 |
| | **15 W** | **2000** | **32°/40°** | **N048** 12 |
| | 3000K - CRI 80 - DALI | | | |
| | **17 W** | **2000** | **20°/22°** | **N049** 12 |
| | **17 W** | **2000** | **32°/40°** | **N050** 12 |
| | 3000K - CRI 90 - DALI | | | |
| | **21 W** | **2000** | **20°/22°** | **N051** 12 |
| | **21 W** | **2000** | **32°/40°** | **N052** 12 |

DALI versions occupy 1 address

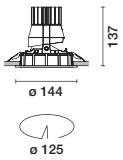


| light source | W | lm | optic | code colour |
|---|---|---|---|---|
| LED | **Frame installation** | | | |
| | Complete with power supply | | | |
| | 4000K - CRI 80 | | | |
| | **15 W** | **2000** | **20°/22°** | **N081** 39 |
| | **15 W** | **2000** | **32°/40°** | **N082** 39 |
| | 3000K - CRI 80 | | | |
| | **17 W** | **2000** | **20°/22°** | **N083** 39 |
| | **17 W** | **2000** | **32°/40°** | **N084** 39 |
| | 4000K - CRI 80 - DALI | | | |
| | **15 W** | **2000** | **20°/22°** | **N085** 39 |
| | **15 W** | **2000** | **32°/40°** | **N086** 39 |
| | 3000K - CRI 80 - DALI | | | |
| | **17 W** | **2000** | **20°/22°** | **N087** 39 |
| | **17 W** | **2000** | **32°/40°** | **N088** 39 |
| | 3000K - CRI 90 - DALI | | | |
| | **21 W** | **2000** | **20°/22°** | **N089** 39 |
| | **21 W** | **2000** | **32°/40°** | **N090** 39 |

DALI versions occupy 1 address

## ø 153

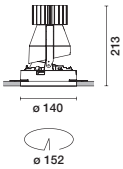


| light source | W | lm | optic | code colour |
|---|---|---|---|---|
| LED | **Minimal installation** | | | |
| | Complete with power supply | | | |
| | 4000K - CRI 80 | | | |
| | **27 W** | **3000** | **14°** | **N053** 12 |
| | **27 W** | **3000** | **24°** | **N054** 12 |
| | 3000K - CRI 80 | | | |
| | **29 W** | **3000** | **14°** | **N055** 12 |
| | **29 W** | **3000** | **24°** | **N056** 12 |
| | 4000K - CRI 80 - DALI | | | |
| | **27 W** | **3000** | **14°** | **N057** 12 |
| | **27 W** | **3000** | **24°** | **N058** 12 |
| | 3000K - CRI 80 - DALI | | | |
| | **29 W** | **3000** | **14°** | **N059** 12 |
| | **29 W** | **3000** | **24°** | **N060** 12 |
| | 3000K - CRI 90 - DALI | | | |
| | **33 W** | **2700** | **14°** | **N061** 12 |
| | **33 W** | **2700** | **24°** | **N062** 12 |

DALI versions occupy 1 address

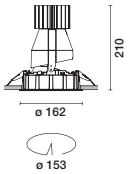


| light source | W | lm | optic | code colour |
|---|---|---|---|---|
| LED | **Frame installation** | | | |
| | Complete with power supply | | | |
| | 4000K - CRI 80 | | | |
| | **27 W** | **3000** | **14°** | **N091** 39 |
| | **27 W** | **3000** | **24°** | **N092** 39 |
| | 3000K - CRI 80 | | | |
| | **29 W** | **3000** | **14°** | **N093** 39 |
| | **29 W** | **3000** | **24°** | **N094** 39 |
| | 4000K - CRI 80 - DALI | | | |
| | **27 W** | **3000** | **14°** | **N095** 39 |
| | **27 W** | **3000** | **24°** | **N096** 39 |
| | 3000K - CRI 80 - DALI | | | |
| | **29 W** | **3000** | **14°** | **N097** 39 |
| | **29 W** | **3000** | **24°** | **N098** 39 |
| | 3000K - CRI 90 - DALI | | | |
| | **33 W** | **2700** | **14°** | **N099** 39 |
| | **33 W** | **2700** | **24°** | **N100** 39 |

DALI versions occupy 1 address



Technical data may change with technological evolution.
For updated data please refer to our on-line catalogue.

# **Reflex** adjustable
Chip on Board (C.o.B.)

12
ALUMINIUM

39
WHITE/ALUMINIUM

## ø 212

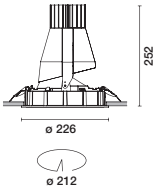


| light source | W | lm | optic | code colour |
|---|---|---|---|---|
| LED | **Frame installation** | | | |
| | Complete with power supply | | | |
| | 4000K - CRI 80 | | | |
| | **40 W** | **5000** | **18°** | **N101** 39 |
| | **40 W** | **5000** | **32°** | **N102** 39 |
| | 3000K - CRI 80 | | | |
| | **40 W** | **4800** | **18°** | **N103** 39 |
| | **40 W** | **4800** | **32°** | **N104** 39 |
| | 4000K - CRI 80 - DALI | | | |
| | **40 W** | **5000** | **18°** | **N105** 39 |
| | **40 W** | **5000** | **32°** | **N106** 39 |
| | 3000K - CRI 80 - DALI | | | |
| | **40 W** | **4800** | **18°** | **N107** 39 |
| | **40 W** | **4800** | **32°** | **N108** 39 |
| | 3000K - CRI 90 - DALI | | | |
| | **48 W** | **4600** | **18°** | **N109** 39 |
| | **48 W** | **4600** | **32°** | **N110** 39 |

DALI versions occupy 1 address

# **Reflex** fixed

LED Light Engine (L.L.E)

## Features

IP20/IP23

- Recessed installation in false ceilings with 1 to 25 mm thickness using torsion springs.
- Die-cast aluminium body and heat sink.
- Aluminium vacuum-metallised reflector with scratch-resistant cover, with high luminous efficiency and visual comfort.
- Versions suitable for use in environments with video terminals UGR<19.
- Available with electronic and DALI control gear and emergency with inverter.
- The minimum sizes of the installation compartment are displayed in the instructions sheet available on the online catalogue.
- IP20
- IP23 for visible body of fitting after installation.

Perimetral side

Springs with lock/ unlock system

Reflector retention system

## Optics and lamps

General lighting

Luminance control UGR<19

Double asymmetric

| | | |
|---|---|---|
| LED | L.L.E. | 8,5 - 16 - 17 - 18W |
| | | 19 - 21 - 22 - 23W |
| | | 24 - 25 - 27 - 32W |
| | | 40 - 43W |

## LED

- **L.L.E.**
- Colour stability **Mac Adam <3**
- Life 50000 h **L80 B10**
- Color temperature: Neutral white **4000K** Warm white **3000K**

## Energy saving

| lumen lm | LED | QR CBC 51 | | TC-TEL | | HIT-TC-CE | |
|---|---|---|---|---|---|---|---|
| **1100** | 8,5W | 50W | 83% | 18W | 53% | - | - |
| **3000** | 27W | 3x50W | 82% | 42W | 36% | 35W | 23% |
| **5000** | 43W | 5x50W | 71% | 2x32W | 33% | 50W | 14% |

(3000K) LED energy saving compared with conventional lamps

# **Reflex** fixed

LED Light Engine (L.L.E)

39
WHITE/ALUMINIUM

## ø 125

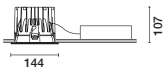

| light source | W | lm | code colour |
|---|---|---|---|
| LED | **Frame installation - UGR<19** | | |
| | Complete with power supply | | |
| | 4000K - CRI 80 | | |
| | **8,5 W** | **1150** | **MC00** 39 |
| | **16 W** | **2000** | **MU26** 39 |
| | 3000K - CRI 80 | | |
| | **8,5 W** | **1100** | **MC01** 39 |
| | **18 W** | **2000** | **MU27** 39 |
| | 4000K - CRI 80 - DALI | | |
| | **8,5 W** | **1150** | **MC02** 39 |
| | **16 W** | **2000** | **MU28** 39 |
| | 3000K - CRI 80 - DALI | | |
| | **8,5 W** | **1100** | **MC03** 39 |
| | **18 W** | **2000** | **MU29** 39 |
| | 3000K - CRI 90 - DALI | | |
| | **23 W** | **2000** | **MU30** 39 |

IP54
DALI versions occupy 1 address

## ø 212

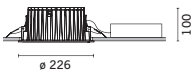

| light source | W | lm | code colour |
|---|---|---|---|
| LED | **Frame installation - UGR<19** | | |
| | Complete with power supply | | |
| | 4000K - CRI 80 | | |
| | **17 W** | **2000** | **MB74** 39 |
| | **25 W** | **3000** | **MB76** 39 |
| | 3000K - CRI 80 | | |
| | **18 W** | **2000** | **MB75** 39 |
| | **27 W** | **3000** | **MB77** 39 |
| | 4000K - CRI 80 - DALI | | |
| | **17 W** | **2000** | **MB78** 39 |
| | **25 W** | **3000** | **MB80** 39 |
| | 3000K - CRI 80 - DALI | | |
| | **18 W** | **2000** | **MB79** 39 |
| | **27 W** | **3000** | **MB81** 39 |

DALI versions occupy 1 address

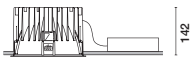

| light source | W | lm | code colour |
|---|---|---|---|
| LED | **Frame installation - UGR<19** | | |
| | Complete with power supply | | |
| | 4000K - CRI 80 | | |
| | **17 W** | **2000** | **MC27** 39 |
| | **25 W** | **3000** | **MC29** 39 |
| | 3000K - CRI 80 | | |
| | **18 W** | **2000** | **MC28** 39 |
| | **27 W** | **3000** | **MC30** 39 |
| | 4000K - CRI 80 - DALI | | |
| | **17 W** | **2000** | **MC31** 39 |
| | **25 W** | **3000** | **MC33** 39 |
| | 3000K - CRI 80 - DALI | | |
| | **18 W** | **2000** | **MC32** 39 |
| | **27 W** | **3000** | **MC34** 39 |
| | 4000K - CRI 80 with inverter | | |
| | **17 W** | **2000** | ***MC35** 39 |
| | 3000K - CRI 80 with inverter | | |
| | **18 W** | **2000** | ***MC36** 39 |

* IP20
DALI versions occupy 1 address

# Reflex fixed
LED Light Engine (L.L.E)

39
WHITE/ALUMINIUM

## ø 212

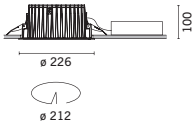


| light source | W | lm | code colour |
|---|---|---|---|
| LED | **Frame installation - General lighting** | | |
| | Complete with power supply | | |
| | 4000K - CRI 80 | | |
| | **17 W** | **2000** | **MB52** 39 |
| | **25 W** | **3000** | **MB54** 39 |
| | **40 W** | **5000** | ** **MC04** 39 |
| | 3000K - CRI 80 | | |
| | **18 W** | **2000** | **MB53** 39 |
| | **27 W** | **3000** | **MB55** 39 |
| | **43 W** | **5000** | ** **MC17** 39 |
| | 4000K - CRI 80 - DALI | | |
| | **17 W** | **2000** | **MB56** 39 |
| | **25 W** | **3000** | **MB58** 39 |
| | **40 W** | **5000** | ** **MC18** 39 |
| | 3000K - CRI 80 - DALI | | |
| | **18 W** | **2000** | * **MB57** 39 |
| | **27 W** | **3000** | * **MB59** 39 |
| | **43 W** | **5000** | ** **MC60** 39 |
| | 3000K - CRI 90 - DALI | | |
| | **21 W** | **2000** | **MC39** 39 |
| | **32 W** | **3000** | **MC40** 39 |
| | 4000K - CRI 80 with inverter | | |
| | **17 W** | **2000** | * **MB60** 39 |
| | 3000K - CRI 80 with inverter | | |
| | **18 W** | **2000** | * **MB61** 39 |

* IP20
** IP54

DALI versions occupy 1 address

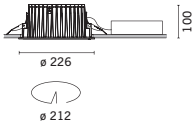


| light source | W | lm | code colour |
|---|---|---|---|
| LED | **Frame installation - Double asymmetric** | | |
| | Complete with power supply | | |
| | 4000K - CRI 80 | | |
| | **17 W** | **2000** | **MB66** 39 |
| | **25 W** | **3000** | **MB68** 39 |
| | 3000K - CRI 80 | | |
| | **18 W** | **2000** | **MB67** 39 |
| | **27 W** | **3000** | **MB69** 39 |
| | 4000K - CRI 80 - DALI | | |
| | **17 W** | **2000** | **MB70** 39 |
| | **25 W** | **3000** | **MB72** 39 |
| | 3000K - CRI 80 - DALI | | |
| | **18 W** | **2000** | **MB71** 39 |
| | **27 W** | **3000** | **MB73** 39 |

DALI versions occupy 1 address

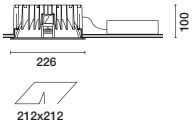


| light source | W | lm | code colour |
|---|---|---|---|
| LED | **Frame installation - UGR<19** | | |
| | Complete with power supply | | |
| | 4000K - CRI 80 | | |
| | **17 W** | **2000** | **MC19** 39 |
| | **22 W** | **2700** | **MC21** 39 |
| | 3000K - CRI 80 | | |
| | **18 W** | **2000** | **MC20** 39 |
| | **24 W** | **2700** | **MC22** 39 |
| | 4000K - CRI 80 - DALI | | |
| | **17 W** | **2000** | **MC23** 39 |
| | **22 W** | **2700** | **MC25** 39 |
| | 3000K - CRI 80 - DALI | | |
| | **18 W** | **2000** | **MC24** 39 |
| | **24 W** | **2700** | **MC26** 39 |

DALI versions occupy 1 address

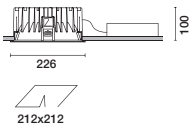


| light source | W | lm | code colour |
|---|---|---|---|
| LED | **Frame installation - General lighting** | | |
| | Complete with power supply | | |
| | 4000K - CRI 80 | | |
| | **17 W** | **2000** | **MC05** 39 |
| | **25 W** | **3000** | **MC07** 39 |
| | 3000K - CRI 80 | | |
| | **18 W** | **2000** | **MC06** 39 |
| | **27 W** | **3000** | **MC08** 39 |
| | 4000K - CRI 80 - DALI | | |
| | **17 W** | **2000** | **MC09** 39 |
| | **25 W** | **3000** | **MC11** 39 |
| | 3000K - CRI 80 - DALI | | |
| | **18 W** | **2000** | **MC10** 39 |
| | **27 W** | **3000** | **MC12** 39 |
| | 3000K - CRI 90 - DALI | | |
| | **21 W** | **2000** | **MC47** 39 |
| | **32 W** | **3000** | **MC48** 39 |
| | 4000K - CRI 80 with inverter | | |
| | **17 W** | **2000** | * **MC13** 39 |
| | 3000K - CRI 80 with inverter | | |
| | **18 W** | **2000** | * **MC14** 39 |

* IP20

DALI versions occupy 1 address



Technical data may change with technological evolution.
For updated data please refer to our on-line catalogue.

# **Reflex** fixed

LED Light Engine (L.L.E)

| accessories | 125 | | 212 | |
|---|---|---|---|---|
| | code | colour | code | colour |
| IP54 protection screen | --- | --- | **MWR0** | 24 |
| Diffusing perimetral side | --- | --- | **MWR1** | A5<br>for MB52-MB53-MB54-MB55 MB56-MB57-MB58-MB59 |
| Diffusing perimetral side with IP54 protection screen | --- | --- | **MWR2** | A5<br>for MB52-MB53-MB54-MB55 MB56-MB57-MB58-MB59 MC17-MC18-MC60 |
| Customisation rim | **MWP4** | 15 | **MWP5** | 15 |
| Reinforcement plate for false ceilings | --- | --- | **6024** | 00 |
| Casing for concrete ceilings | --- | --- | **6029** | 00<br>except for inverter versions |

| accessories | 125x125 | | 212x212 | |
|---|---|---|---|---|
| | code | colour | code | colour |
| Customisation rim | **MWQ8** | 15 | **MWQ9** | 15 |
| IP54 protection screen | --- | --- | **MWR0** | 24 |
| Reinforcement plate for false ceilings | --- | --- | **6025** | 00 |
| Casing for concrete ceilings | --- | --- | **6031** | 00<br>except for inverter versions |

# **Reflex** fixed

## Features

IP20/IP23

- Recessed installation in false ceilings with 1 to 25 mm thickness using torsion springs.
- Die-cast aluminium body and heat sink.
- Mirror aluminium ultrapure reflectors.
- Professional optics with controlled luminance UGR<19.
- Available with electronic control gear.
- Borosilicate glass protective capsule for discharge lamps without reflector.
- The minimum sizes of the installation compartment are displayed in the instructions sheet available on the online catalogue.
- IP20
- IP23 for visible body of fitting after installation.

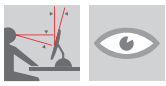

Protective capsule IP43 for discharge versions

## Optics and lamps

**S** - Spot
QR CBC 51

**M** - Medium
QR CBC 51

**F** - Flood
α 34°-78°

**WF** - Wide Flood
α 46°-48°-78°

| | |
|---|---|
| **QR-CBC 51** | 50W |
| **HIT-CE** | 20 - 35W |
| **HIT-TC-CE** | 35 - 70W |

# **Reflex** fixed

39
WHITE/ALUMINIUM

## ø 96

| light source | W | optic | code colour |
|---|---|---|---|
| | **Frame installation** | | |
| **QR CBC 51** (GU5,3) | **50 W 12 V** | | **M376** 39 |
| | Class of Insulation III | | |
| **HIT-CE** (PGJ5) | Complete with electronic control gear | | |
| | **20 W** | **46°** | **M377** 39 |
| | **35 W** | **48°** | **M378** 39 |
| | IP43 | | |

## ø 125

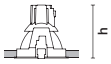

| light source | W | h | optic | code colour |
|---|---|---|---|---|
| | **Frame installation** | | | |
| **QR CBC 51** (GU5,3) | **50 W 12 V** | **129** | | **M382** 39 |
| | Class of Insulation III | | | |
| **HIT-TC-CE** (G8,5) | Complete with electronic control gear | | | |
| | **35 W** | **129** | **78°** | **M383** 39 |
| | **70 W** | **129** | **78°** | **M384** 39 |
| | **35 W** | **170** | **34°** | **M385** 39 |
| | **70 W** | **170** | **34°** | **M386** 39 |
| | IP43 | | | |

## components

| | code | colour |
|---|---|---|
| Electronic control gear | | |
| for 2x35 W HIT<br>Kg. 0,365 - Dim. 175x79,5x32h | **4437** | 00 |
| Electronic control gear | | |
| for 35 W HIT<br>Kg. 0,320 - Dim. 225x60x37h | **4466** | 00 |
| for 70 W HIT<br>Kg. 0,350 - Dim. 185x90x37h | **4467** | 00 |

| | | | | code | colour |
|---|---|---|---|---|---|
| Electronic safety transformer | | | | | |
| 10-60 W | 230/12V | St | | **5581** | 00 |
| 35-105 W | 230/12V | St | | **5583** | 00 |
| Electronic safety transformer | | | | | |
| 50-200 W | 230/12V | St | | **5586** | 00 |
| 20-60 W | 230/12V | St | | **5584** | 00 |
| 50-105 W | 230/12V | St | | **5585** | 00 |

# **Reflex** adjustable

## Features

IP20/IP23

- Recessed installation in false ceilings with 12.5 mm thickness for Minimal versions (without perimeter rim) or from 1 to 25 mm thickness for Frame versions (with rim) using torsion springs
- Die-cast aluminium body and heat sink.
- Mirror aluminium ultrapure reflectors.
- Adjustability on horizontal plane by +/- 30° and on vertical axis by 358°.
- Available with electronic control gear.
- Borosilicate glass protective capsule for discharge lamps without reflector.
- The minimum sizes of the installation compartment are displayed in the instructions sheet available on the online catalogue.
- IP20
- IP23 for visible body of fitting after installation.

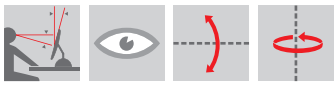

Installation of accessories without tools

Easy installation and maintenance

## Optics and lamps

**S** - Spot

**M** - Medium

**F** - Flood

**WF** - Wide Flood

**E** - Elliptical*

| | | |
|---|---|---|
| | **QR-CBC 51** | 50W |

* Elliptical optic is obtained by installing the respective accessory.

# **Reflex** adjustable

12 ALUMINIUM

39 WHITE/ALUMINIUM

## ø 75

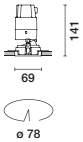


| light source | W | code | colour |
|---|---|---|---|
| | **Minimal installation** | | |
| QR CBC 51 (GU5,3) | 50 W 12 V | **M396** | 12 |

Class of Insulation III

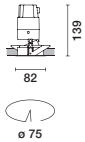


| light source | W | code | colour |
|---|---|---|---|
| | **Frame installation** | | |
| QR CBC 51 (GU5,3) | 50 W 12 V | **M416** | 39 |

Class of Insulation III

## ø 96

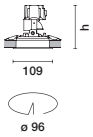


| light source | W | h | code | colour |
|---|---|---|---|---|
| | **Frame installation** | | | |
| QR CBC 51 (GU5,3) | 50 W 12 V | 116 | **M421** | 39 |

Class of Insulation III

## ø 125

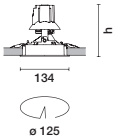


| light source | W | h | code | colour |
|---|---|---|---|---|
| | **Frame installation** | | | |
| QR CBC 51 (GU5,3) | 50 W 12 V | 139 | **M425** | 39 |

Class of Insulation III

### accessories

| | 78 75 | | 96 | | 125 | |
|---|---|---|---|---|---|---|
| | code | colour | code | colour | code | colour |
| Refractor for elliptical distribution | **MW73** | 24 | **1111** for M421 | 24 | **1111** for M425 | 24 |
| Coloured filters | **MW74** | 05-06-09 | **1106** for M421 | 05-06-09 | **1106** for M425 | 05-06-09 |
| Lower reflector to avoid reflection | **MWF6** | 04 | **---** | --- | **---** | --- |
| IR filter | **MW75** | 24 | **---** | --- | **---** | --- |
| UV filter | **MW76** | 24 | **---** | --- | **---** | --- |

### components

| | | | | code | colour |
|---|---|---|---|---|---|
| Electronic safety transformer | | | | | |
| 10-60W | 230/12V | St | | **5581** | 00 |
| 35-105W | 230/12V | St | | **5583** | 00 |
| Electronic safety transformer | | | | | |
| 50-200W | 230/12V | St | | **5586** | 00 |
| 20-60W | 230/12V | St | | **5584** | 00 |
| 50-105W | 230/12V | St | | **5585** | 00 |

# **Reflex** Wall Washer

## Features

IP20/IP23

- Recessed installation in false ceilings with 1 to 25 mm thickness using torsion springs.
- Die-cast aluminium body and heat sink.
- Mirror aluminium ultrapure reflectors.
- Available with electronic control gear.
- The minimum sizes of the installation compartment are displayed in the instructions sheet available on the online catalogue.
- IP20
- IP23 for visible body of fitting after installation.

## Optics and lamps

The optical system **(patented)** of the luminaire delivers uniform lighting of vertical surfaces without shadow areas in wall/ceiling corners.



**WW** - Wall Washer

| | |
|---|---|
| **QT 12 ES** | 75W |
| **HIT-TC-CE** | 35 - 70W |

## Correct installation

The drawing shows the correct installation distances for uniform lighting on the wall.

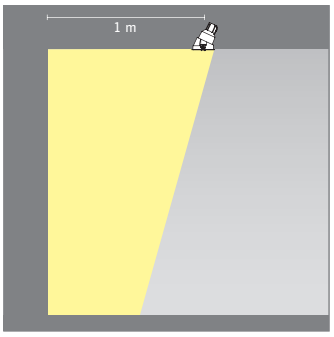


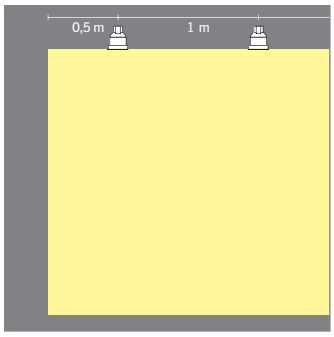

# **Reflex** Wall Washer

39
WHITE/ALUMINIUM

## ø 125

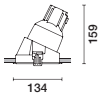

| light source | W | code colour |
|---|---|---|
| | **Frame installation** | |
| **QT 12 ES** (GY6,35) | **75 W max 12 V** | **M543** 39 |
| | Class of Insulation III | |
| **HIT-TC-CE** (G8,5) | Complete with electronic control gear | |
| | **35 W** | **M544** 39 |
| | **70 W** | **M545** 39 |

### components

| | code | colour |
|---|---|---|
| Electronic control gear | | |
| for 2x35 W HIT<br>Kg. 0,365 - Dim. 175x79,5x32h | **4437** | 00 |
| Electronic control gear | | |
| for 35 W HIT<br>Kg. 0,320 - Dim. 225x60x37h | **4466** | 00 |
| for 70 W HIT<br>Kg. 0,350 - Dim. 185x90x37h | **4467** | 00 |

| | | | | code | colour |
|---|---|---|---|---|---|
| Electronic safety transformer | | | | | |
| 10-60 W | 230/12 V | St | | **5581** | 00 |
| 35-105 W | 230/12 V | St | | **5583** | 00 |
| Electronic safety transformer | | | | | |
| 50-200 W | 230/12 V | St | | **5586** | 00 |
| 20-60 W | 230/12 V | St | | **5584** | 00 |
| 50-105 W | 230/12 V | St | | **5585** | 00 |

# Sistema Easy

design Maurizio Varratta

**Sistema Easy MH**
page 115

General light

Wall Washer

ø 212

**Sistema Easy FL**
page 117

General light

**Sistema Easy FL**
page 117

General light

ø ⧄ 212

ø ⧄ 250

The dimensions ø ⧄ relate to the hole recessed

# Sistema Easy MH

## Features

IP20/IP23

- Recessed installation in false ceilings with 1 to 25 mm thickness.
- Die-cast aluminium body and heat sink.
- Mirror aluminium ultrapure reflectors with high luminous efficiency.
- Luminaire reduced height h=115mm.
- The minimum sizes of the installation compartment are displayed in the instructions sheet available on the online catalogue.
- IP20
- IP23 for visible body of fitting after installation.

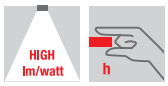

Rapid installation

Quick-connecting terminal

Two-part reflector (for general light version)

## Light distribution

**General lighting**
This optic with high performance reflector guarantees high level light output, reducing lighting system costs.

**General light with diffuser glass**
This version provides shadow-free diffused light, for uniform lighting without luminance contrast.

**Wall Washer**
The asymmetrical distribution of the beam of light allows uniform wall lighting, extending system lighting design flexibility.

| | |
|---|---|
| **HIT-DE-CE** | 70 - 150W |

# Sistema Easy MH

39
WHITE/ALUMINIUM

| light source | W | code colour |
|---|---|---|
| | **General lighting** | |
| HIT-DE-CE (Rx7s) | High-efficiency reflector complete with safety glass | |
| | **70 W** | **3927** 39 |
| | **150 W** | **3928** 39 |
| | Diffusing glass | |
| | **70 W** | **3929** 39 |
| | **150 W** | **3930** 39 |

| light source | W | code colour |
|---|---|---|
| | **Wall washer** | |
| HIT-DE-CE (Rx7s) | **70 W** | **4663** 39 |
| | **150 W** | **4664** 39 |

## accessories

| | code | colour |
|---|---|---|
| Reinforcement plate for false ceilings | **6024** | 00 |
| Casing for concrete ceilings | **6029** | 00 |
| | for 3927-3929-4663 | |

## components

| | code | colour |
|---|---|---|
| Electronic control gear | | |
| for 70 W HIT<br>Kg. 0,350 - Dim. 185x90x37h | **4467** | 00 |
| for 150 W HIT<br>Kg. 0,350 - Dim. 185x90x37h | **4465** | 00 |
| Control gear complete with capacitor | | |
| for 70 W HIT<br>Kg. 1,700 - Dim. 257x92x70h | **4469** | 00 |
| for 150 W HIT<br>Kg. 2,550 - Dim. 332x110x77h | **4470** | 00 |
| Control gear complete with capacitor and ignitor with controlled pulses | | |
| for 70 W HIT<br>Kg. 1,700 - Dim. 257x92x70h | **4472** | 00 |
| for 150 W HIT<br>Kg. 2,550 - Dim. 332x110x77h | **4473** | 00 |

# Sistema Easy FL

## Features

IP20/IP23

- Recessed installation in false ceilings with 1 to 25 mm thickness.
- Self-extinguishing thermoplastic body and painted sheet steel heat sink.
- Reflecting surface, 2 different finishes: high luminous efficiency specular metallized and matt.
- Available with electronic, multiwatt electronic and DALI control gear and emergency light with inverter.
- Dimmable DALI models are equipped with a Switch Dim, which allows the user to adjust the light with a standard electric switch.
- Luminaire reduced heigh h=100 mm.
- The minimum sizes of the installation compartment are displayed in the instructions sheet available on the online catalogue.
- IP20
- IP23 for visible body of fitting after installation.

DALI | SWITCH DIM FL | MULTI W | HIGH lm/watt | E EMERGENCY | h

Rapid installation



Large rim

Lamp centring device

## Light distribution

**Metallized reflector**
High output and controlled emission make this reflector ideal for all public areas, even large ones.

| | |
|---|---|
| TC-TEL | 2x14/17W |
| TC-DEL | 18 - 26 - 2x13W |
| | 2x18 - 2x26W |
| TC-TEL | 32 - 42W |
| | 2x26/32/42W |

# Sistema Easy FL

## Reflectors

Dark-light reflector UGR<19

Can be fitted on reflector with metallised finish

Reflector for downlight Wall Washer effect

Can be fitted on reflector with metallised finish

## Decorative screens

Tapered decorative

Decorative cylindrical

Use of these accessories garantees IP44 degree of protection

Decorative glass

## Screens

Transparent screen

Diffuser screen

Diffusing central part

Indicator screen

Use of these accessories garantees IP44 degree of protection

## Customisation rims

Customisation rim

With transparent screen

With diffuser screen

With diffusing central part

Use of these accessories garantees IP44 degree of protection

# Sistema Easy FL

39
WHITE/ALUMINIUM

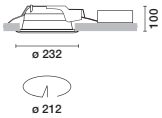


| light source | W | code colour |
|---|---|---|
| | **Metallized reflector Complete with control gear** | |
| **TC-DEL** (G24q-1/2/3) | Electronic | |
| | **18 W** | **3300** 39 |
| | **26 W** | **3301** 39 |
| | **2x18 W** | **3303** 39 |
| | **2x26 W** | **3304** 39 |
| | DALI | |
| | **18 W** | **3343** 39 |
| | **26 W** | **3344** 39 |
| | **2x18 W** | **3345** 39 |
| | **2x26 W** | **3346** 39 |
| | Inductive with inverter | |
| | **2x18 W** | **3359** 39 |
| | **2x26 W** | **3360** 39 |
| **TC-TEL** (GX24q-3/4) | Electronic | |
| | **32 W** | **3305** 39 |
| | **42 W** | **3595** 39 |
| | **2x32 W** | **3306** 39 |
| | DALI | |
| | **32 W** | **3347** 39 |
| | **42 W** | **3348** 39 |
| | **2x32 W** | **3349** 39 |

DALI versions (class of insulation I) occupy 1 DALI address.

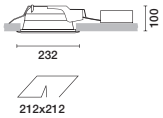


| light source | W | code colour |
|---|---|---|
| | **Metallized reflector Complete with control gear** | |
| **TC-DEL** (G24q-1/2/3) | Electronic | |
| | **18 W** | **3864** 39 |
| | **26 W** | **3865** 39 |
| | **2x18 W** | **3867** 39 |
| | **2x26 W** | **3868** 39 |
| | DALI | |
| | **18 W** | **3907** 39 |
| | **26 W** | **3908** 39 |
| | **2x18 W** | **3909** 39 |
| | **2x26 W** | **3910** 39 |
| | Inductive with inverter | |
| | **2x18 W** | **3923** 39 |
| | **2x26 W** | **3924** 39 |

DALI versions (class of insulation I) occupy 1 DALI address.

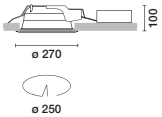


| | | |
|---|---|---|
| | **Metallized reflector Complete with control gear** | |
| **TC-DEL** (G24q-3) | Electronic | |
| | **2x26/32/42 W** | **6283** 39 |
| **TC-TEL** (GX24q-3/4) | | |

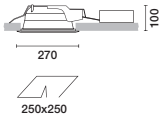


| | | |
|---|---|---|
| | **Metallized reflector Complete with control gear** | |
| **TC-DEL** (G24q-3) | Electronic | |
| | **2x26/32/42 W** | **6289** 39 |
| **TC-TEL** (GX24q-3/4) | | |

# Sistema Easy FL

| accessories | 212 code | 212 colour | 250 code | 250 colour |
|---|---|---|---|---|
| Dark-light reflector UGR<19 | **6926** | 12<br>for version with metallized reflector | **9676** | 12 |
| Reflector for downlight wall washer effect | **6095** | 12<br>for version with metallized reflector | **---** | --- |
| Transparent screen IP44 | **6016** | 24 | **9613** | 24 |
| Diffuser screen IP44 | **6017** | 65 | **9614** | 65 |
| Protection screen with diffusing central part IP44 | **6035** | B7 | **9615** | B7 |
| Customisation rim<br>It cannot be installed in combination with diffusers | **6037** | 15 | **---** | --- |
| Customisation rim complete with transparent protection screen IP44 | | | | |
| grey customisation rim | **6038** | B6 | **---** | --- |
| white customisation rim | **6039** | D8 | **---** | --- |
| Customisation rim complete with diffusing protection screen IP44 | **6040** | A1 | **---** | --- |
| Customisation rim complete with diffusing protection screen IP44 | **6041** | A1 | **---** | --- |
| Decorative glass | **6046** | A1-D9 | **---** | --- |
| Reinforcement plate for false ceilings | **6024** | 00 | **---** | --- |
| Casing for concrete ceilings | **6029** | 00<br>no for 3284-3290 3359-3360 | **---** | --- |

| | 212x212 code | 212x212 colour | 250x250 code | 250x250 colour |
|---|---|---|---|---|
| Dark-light reflector UGR<19 | **6930** | 12<br>for version with metallized reflector | **9677** | 12 |
| Reflector for downlight wall washer effect | **6096** | 12<br>for version with metallized reflector | **---** | --- |
| Transparent screen IP44 | **6020** | 24 | **9616** | 24 |
| Diffuser screen IP44 | **6021** | 65 | **9617** | 65 |
| Protection screen with diffusing central part IP44 | **6036** | B7 | **9618** | B7 |
| Customisation rim<br>It cannot be installed in combination with diffusers | **6042** | 15 | **---** | --- |
| Customisation rim complete with transparent protection screen IP44 | **6043** | B6 | **---** | --- |
| Customisation rim complete with diffusing protection screen IP44 | **6044** | A1 | **---** | --- |
| Customisation rim complete with protection screen with diffusing central part IP44 | **6045** | A1 | **---** | --- |
| Reinforcement plate for false ceilings | **6025** | 00 | **---** | --- |
| Casing for concrete ceilings | **6031** | 00<br>no for 3923-3924 | **---** | --- |

Italian Pavilion, Milan Expo 2015 - Milan, Italy
Architectural project: NEMESI
Lighting project (internal): NEMESI
Photo: Luigi Filetici

pinterest.com/iguzzini

pinterest.com/iguzzini

# Pixel Pro

design Iosa Ghini

**Pixel Pro**
page 124

Adjustable optic

ø 100

ø 125

ø 195

**Pixel Pro Frame**
page 128

Adjustable optic

⧄ 142

⧄ 270x138

⧄ 386x138

Pleats Please Issey Miyake,
Boulevard Saint-Germain - Paris, France
Architectural project: MOMENT Inc., Japan
Photo: Olivier Baco

The dimensions ø ⧄ relate to
the hole recessed

# Pixel Pro

## Features

IP20/IP23

- Recessed installation in false ceilings with 1 to 30 mm thickness without tools.
- Made with recyclable materials: aluminium and steel.
- High visual comfort.
- 30° internal and 75° external adjustability, 355° rotation around vertical axis.
- LED versions with warm and neutral monochromatic white emission; available with passive dissipation with lamellar radiator or active with cooling fan.
- The minimum sizes of the installation compartment are displayed in the instructions sheet available on the online catalogue.
- IP20
- IP23 for visible body of fitting after installation.

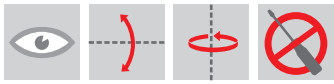

30° internal adjustability

75° external adjustability

## Heat dissipation

Two innovative heat dissipation solutions: active and passive. The active version includes a small cooling fan which allows the use of higher powered LEDs and therefore optimum performance.

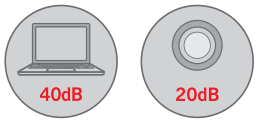

Active dissipation
**20 db**

Passive dissipation

# Pixel Pro

## Optics and lamps

**S** - Spot
α 10°-12°

**M** - Medium
α 16°-18°-20°-22°

**F** - Flood
α 26°-36°-38°

**WF** - Wide-Flood
α 48°-54°

**E** - Elliptical*

| | |
|---|---|
| LED PASSIVE DISSIPATION | 9 - 23 - 30W |
| | 32 - 44W |
| LED ACTIVE DISSIPATION | 19 - 37W |

* Elliptical optic is obtained by installing the respective accessory.

## LED

- **LED C.o.B.**
- Colour stability
  **Mac Adam <3**
- Life
  50000 h **L80 B10**
- Color temperature:
  Neutral white **4000K**
  Warm white **3000K**

## Energy saving

| lumen lm | LED | QR CBC 51 | | QR 111 | | HIT-CE | |
|---|---|---|---|---|---|---|---|
| **1340** | 19W | 50W | 62% | - | - | - | - |
| **2000** | 23W | 2x50W | 77% | - | - | - | - |
| **4000** | 44W | - | - | 3x100W | 85% | 50W | 12% |

(3000K) LED energy saving compared with conventional lamps

The accessories allow the features of the lighting produced by the single luminaire to be altered, for highly professional lighting effects.
The combination of filters allows the lamp color features to be changed, to make the most of the objects lit or the space.

Refractor for elliptical distribution





Coloured filters

# Pixel Pro

39 WHITE/ALUMINIUM

78 GREY/ALUMINIUM

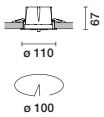


| light source | W | lm | optic | code colour |
|---|---|---|---|---|
| LED | **Passive dissipation** | | | |
| | Complete with power supply | | | |
| | 4000K - CRI 85 | | | |
| | **9 W** | **850** | **10°** | **MD77** 39-78 |
| | **9 W** | **850** | **26°** | **MD78** 39-78 |
| | 3000K - CRI 85 | | | |
| | **9 W** | **780** | **10°** | **MD79** 39-78 |
| | **9 W** | **780** | **26°** | **MD80** 39-78 |
| | 4000K - CRI 85 - DALI | | | |
| | **9 W** | **850** | **10°** | **MN58** 39-78 |
| | **9 W** | **850** | **26°** | **MN59** 39-78 |
| | 3000K - CRI 85 - DALI | | | |
| | **9 W** | **780** | **10°** | **MN60** 39-78 |
| | **9 W** | **780** | **26°** | **MN61** 39-78 |
| | 3000K - CRI 90 - DALI | | | |
| | **9 W** | **720** | **10°** | **MN62** 39-78 |
| | **9 W** | **720** | **26°** | **MN63** 39-78 |

DALI versions in insulation class I

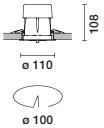


| light source | W | lm | optic | code colour |
|---|---|---|---|---|
| LED | **Active dissipation** | | | |
| | Complete with power supply | | | |
| | 4000K - CRI 85 | | | |
| | **19 W** | **1450** | **10°** | **MD81** 39-78 |
| | **19 W** | **1450** | **26°** | **MD82** 39-78 |
| | 3000K - CRI 85 | | | |
| | **19 W** | **1340** | **10°** | **MD83** 39-78 |
| | **19 W** | **1340** | **26°** | **MD84** 39-78 |
| | 4000K - CRI 85 - DALI | | | |
| | **19 W** | **1460** | **10°** | **MN64** 39-78 |
| | **19 W** | **1460** | **26°** | **MN65** 39-78 |
| | 3000K - CRI 85 - DALI | | | |
| | **19 W** | **1340** | **10°** | **MN66** 39-78 |
| | **19 W** | **1340** | **26°** | **MN67** 39-78 |
| | 3000K - CRI 90 - DALI | | | |
| | **19 W** | **1230** | **10°** | **MN68** 39-78 |
| | **19 W** | **1230** | **26°** | **MN69** 39-78 |

DALI versions in insulation class I

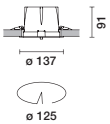


| light source | W | lm | optic | code colour |
|---|---|---|---|---|
| LED | **Passive dissipation** | | | |
| | Complete with power supply | | | |
| | 4000K - CRI 80 | | | |
| | **23 W** | **2000** | **16°** | **MM31** 39-78 |
| | **23 W** | **2000** | **22°** | **MD91** 39-78 |
| | **23 W** | **2000** | **38°** | **MD92** 39-78 |
| | **23 W** | **2000** | **54°** | **MD93** 39-78 |
| | 3000K - CRI 80 | | | |
| | **23 W** | **2000** | **16°** | **MM32** 39-78 |
| | **23 W** | **2000** | **22°** | **MD94** 39-78 |
| | **23 W** | **2000** | **38°** | **MD95** 39-78 |
| | **23 W** | **2000** | **54°** | **MD96** 39-78 |
| | 4000K - CRI 80 - DALI | | | |
| | **23 W** | **2000** | **16°** | **MN70** 39-78 |
| | **23 W** | **2000** | **22°** | **MN71** 39-78 |
| | **23 W** | **2000** | **38°** | **MN72** 39-78 |
| | **23 W** | **2000** | **54°** | **MN73** 39-78 |
| | 3000K - CRI 80 - DALI | | | |
| | **23 W** | **2000** | **16°** | **MN74** 39-78 |
| | **23 W** | **2000** | **22°** | **MN75** 39-78 |
| | **23 W** | **2000** | **38°** | **MN76** 39-78 |
| | **23 W** | **2000** | **54°** | **MN77** 39-78 |
| | 3000K - CRI 90 - DALI | | | |
| | **23 W** | **1700** | **16°** | **MN78** 39-78 |
| | **23 W** | **1700** | **22°** | **MN79** 39-78 |
| | **23 W** | **1700** | **38°** | **MN80** 39-78 |
| | **23 W** | **1700** | **54°** | **MN81** 39-78 |

DALI versions in insulation class I



Technical data may change with technological evolution.
For updated data please refer to our on-line catalogue.

# Pixel Pro

39 WHITE/ALUMINIUM 78 GREY/ALUMINIUM

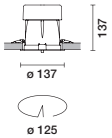


| light source | W | lm | optic | code colour |
|---|---|---|---|---|
| LED | **Active dissipation** | | | |
| | Complete with power supply | | | |
| | 4000K - CRI 80 | | | |
| | **37 W** | **3000** | **16°** | **MM33** 39-78 |
| | **37 W** | **3000** | **22°** | **MD97** 39-78 |
| | **37 W** | **3000** | **38°** | **MD98** 39-78 |
| | **37 W** | **3000** | **54°** | **MD99** 39-78 |
| | 3000K - CRI 80 | | | |
| | **37 W** | **3000** | **16°** | **MM34** 39-78 |
| | **37 W** | **3000** | **22°** | **ME00** 39-78 |
| | **37 W** | **3000** | **38°** | **ME01** 39-78 |
| | **37 W** | **3000** | **54°** | **ME02** 39-78 |
| | 4000K - CRI 80 - DALI | | | |
| | **37 W** | **3000** | **16°** | **MN82** 39-78 |
| | **37 W** | **3000** | **22°** | **MN83** 39-78 |
| | **37 W** | **3000** | **38°** | **MN84** 39-78 |
| | **37 W** | **3000** | **54°** | **MN85** 39-78 |
| | 3000K - CRI 80 - DALI | | | |
| | **37 W** | **3000** | **15°** | **MN86** 39-78 |
| | **37 W** | **3000** | **22°** | **MN87** 39-78 |
| | **37 W** | **3000** | **38°** | **MN88** 39-78 |
| | **37 W** | **3000** | **54°** | **MN89** 39-78 |
| | 3000K - CRI 90 - DALI | | | |
| | **37 W** | **2600** | **16°** | **MN90** 39-78 |
| | **37 W** | **2600** | **22°** | **MN91** 39-78 |
| | **37 W** | **2600** | **38°** | **MN92** 39-78 |
| | **37 W** | **2600** | **54°** | **MN93** 39-78 |

DALI versions in insulation class I

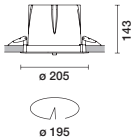


| light source | W | lm | optic | code colour |
|---|---|---|---|---|
| LED | **Passive dissipation** | | | |
| | Complete with power supply | | | |
| | 4000K - CRI 80 | | | |
| | **32 W** | **2700** | **12°** | **MM35** 39-78 |
| | **30 W** | **3000** | **20°** | **ME21** 39-78 |
| | **30 W** | **3000** | **36°** | **ME22** 39-78 |
| | **30 W** | **3000** | **48°** | **ME23** 39-78 |
| | **44 W** | **4000** | **18°** | **ME27** 39-78 |
| | **44 W** | **4000** | **36°** | **ME28** 39-78 |
| | **44 W** | **4000** | **48°** | **ME29** 39-78 |
| | 3000K - CRI 80 | | | |
| | **32 W** | **2700** | **12°** | **MM36** 39-78 |
| | **30 W** | **3000** | **20°** | **ME24** 39-78 |
| | **30 W** | **3000** | **36°** | **ME25** 39-78 |
| | **30 W** | **3000** | **48°** | **ME26** 39-78 |
| | **44 W** | **4000** | **18°** | **ME30** 39-78 |
| | **44 W** | **4000** | **36°** | **ME31** 39-78 |
| | **44 W** | **4000** | **48°** | **ME32** 39-78 |
| | 4000K - CRI 80 - DALI | | | |
| | **32 W** | **2700** | **12°** | **MN94** 39-78 |
| | **30 W** | **3000** | **20°** | **MN95** 39-78 |
| | **30 W** | **3000** | **36°** | **MN96** 39-78 |
| | **30 W** | **3000** | **48°** | **MN97** 39-78 |
| | **44 W** | **4000** | **18°** | **MP07** 39-78 |
| | **44 W** | **4000** | **36°** | **MP08** 39-78 |
| | **44 W** | **4000** | **48°** | **MP09** 39-78 |
| | 3000K - CRI 80 - DALI | | | |
| | **32 W** | **2700** | **12°** | **MN98** 39-78 |
| | **30 W** | **3000** | **20°** | **MN99** 39-78 |
| | **30 W** | **3000** | **36°** | **MP01** 39-78 |
| | **30 W** | **3000** | **48°** | **MP02** 39-78 |
| | **44 W** | **4000** | **18°** | **MP10** 39-78 |
| | **44 W** | **4000** | **36°** | **MP11** 39-78 |
| | **44 W** | **4000** | **48°** | **MP12** 39-78 |
| | 3000K - CRI 90 - DALI | | | |
| | **32 W** | **2200** | **12°** | **MP03** 39-78 |
| | **30 W** | **2500** | **20°** | **MP04** 39-78 |
| | **30 W** | **2500** | **36°** | **MP05** 39-78 |
| | **30 W** | **2500** | **48°** | **MP06** 39-78 |
| | **44 W** | **3400** | **18°** | **MP13** 39-78 |
| | **44 W** | **3400** | **36°** | **MP14** 39-78 |
| | **44 W** | **3400** | **48°** | **MP15** 39-78 |

DALI versions in insulation class I

| accessories | 125 code | 125 colour | 195 code | 195 colour |
|---|---|---|---|---|
| Refractor for elliptical distribution | **1191** | 24 | **9539** | 24 |
| Wall washer effect glass | **MXG6** | 65 | **MX60** | 65 |
| Coloured filters | **4491** | 05-06-09 24 | **---** | --- |
| UV filter | **4497** | 24 | **MX61** | 24 |

# **Pixel Pro** Frame

design Iosa Ghini

## Features

IP20/IP23

- Recessed installation in false ceilings with 1 to 30 mm thickness.
- Made with recyclable materials: aluminium and steel.
- Available in the single square and rectangular versions with 2 and 3 compartments and perimeter rim.
- High visual comfort.
- Versions with one optical assembly with 45° internal and 75° external adjustability, 355° rotation around vertical axis.
- LED versions with warm and neutral monochromatic white emission; available with passive dissipation with lamellar radiator or active with cooling fan.
- The minimum sizes of the installation compartment are displayed in the instructions sheet available on the online catalogue.
- IP20
- IP23 for visible body of fitting after installation.

Double adjustability internal/external

## Range

151 x 151

282 x 151

398 x 151

# **Pixel Pro** Frame

## Heat dissipation

Two innovative heat dissipation solutions: active and passive. The active version includes a small cooling fan which allows the use of higher powered LEDs and therefore optimum performance.

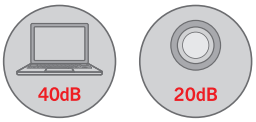




Active dissipation
**20 db**

Passive dissipation

## Optics and lamps

**M** - Medium
α 22°

**F** - Flood
α 38°

**WF** - Wide Flood
α 54°

**E** - Elliptical*

| | |
|---|---|
| LED PASSIVE DISSIPATION | 20 - 23W |
| LED ACTIVE DISSIPATION | 35 - 37W |

* Elliptical optic is obtained by installing the respective accessory.

## LED

- **LED C.o.B.**
- Colour stability
  **Mac Adam <3**
- Life
  50000 h **L80 B10**
- Color temperature:
  Neutral white **4000K**
  Warm white **3000K**

## Energy saving

| lumen lm | LED | QR CBC 51 | |
|---|---|---|---|
| **2000** | 23W | 2x50W | 77% |
| **3000** | 37W | 3x50W | 75% |

(3000K) LED energy saving compared with conventional lamps

# Pixel Pro Frame

39 WHITE/ALUMINIUM — E1 GREY/BLACK/ALUMINIUM

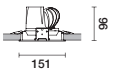

| light source | W | lm | optic | code colour |
|---|---|---|---|---|
| LED | **Passive dissipation** | | | |
| | Complete with power supply | | | |
| | 4000K - CRI 80 | | | |
| | **23 W** | **2000** | **54°** | **MF13** 39-E1 |
| | 3000K - CRI 80 | | | |
| | **23 W** | **2000** | **22°** | **MF14** 39-E1 |
| | **23 W** | **2000** | **38°** | **MF15** 39-E1 |
| | **23 W** | **2000** | **54°** | **MF16** 39-E1 |
| | 4000K - CRI 80 - DALI | | | |
| | **23 W** | **2000** | **54°** | **MP16** 39-E1 |
| | 3000K - CRI 80 - DALI | | | |
| | **23 W** | **2000** | **22°** | **MP17** 39-E1 |
| | **23 W** | **2000** | **38°** | **MP18** 39-E1 |
| | **23 W** | **2000** | **54°** | **MP19** 39-E1 |
| | 3000K - CRI 90 - DALI | | | |
| | **23 W** | **1700** | **22°** | **MP20** 39-E1 |
| | **23 W** | **1700** | **38°** | **MP21** 39-E1 |
| | **23 W** | **1700** | **54°** | **MP22** 39-E1 |

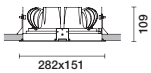

| light source | W | lm | optic | code colour |
|---|---|---|---|---|
| LED | **Passive dissipation** | | | |
| | Complete with power supply | | | |
| | 4000K - CRI 80 | | | |
| | **2x20 W** | **1800** | **54°** | **MF17** 39-E1 |
| | 3000K - CRI 80 | | | |
| | **2x20 W** | **1800** | **22°** | **MF18** 39-E1 |
| | **2x20 W** | **1800** | **38°** | **MF19** 39-E1 |
| | **2x20 W** | **1800** | **54°** | **MF20** 39-E1 |
| | 4000K - CRI 80 - DALI | | | |
| | **2x20 W** | **1800** | **54°** | **MP23** 39-E1 |
| | 3000K - CRI 80 - DALI | | | |
| | **2x20 W** | **1800** | **22°** | **MP24** 39-E1 |
| | **2x20 W** | **1800** | **38°** | **MP25** 39-E1 |
| | **2x20 W** | **1800** | **54°** | **MP26** 39-E1 |
| | 3000K - CRI 90 - DALI | | | |
| | **2x20 W** | **1500** | **22°** | **MP27** 39-E1 |
| | **2x20 W** | **1500** | **38°** | **MP28** 39-E1 |
| | **2x20 W** | **1500** | **54°** | **MP29** 39-E1 |

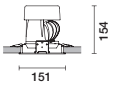

| light source | W | lm | optic | code colour |
|---|---|---|---|---|
| LED | **Active dissipation** | | | |
| | Complete with power supply | | | |
| | 4000K - CRI 80 | | | |
| | **37 W** | **3000** | **54°** | **ML16** 39-E1 |
| | 3000K - CRI 80 | | | |
| | **37 W** | **3000** | **22°** | **ML17** 39-E1 |
| | **37 W** | **3000** | **38°** | **ML18** 39-E1 |
| | **37 W** | **3000** | **54°** | **ML19** 39-E1 |
| | 4000K - CRI 80 - DALI | | | |
| | **37 W** | **3000** | **54°** | **MP37** 39-E1 |
| | 3000K - CRI 80 - DALI | | | |
| | **37 W** | **3000** | **22°** | **MP38** 39-E1 |
| | **37 W** | **3000** | **38°** | **MP39** 39-E1 |
| | **37 W** | **3000** | **54°** | **MP40** 39-E1 |
| | 3000K - CRI 90 - DALI | | | |
| | **37 W** | **2600** | **22°** | **MP41** 39-E1 |
| | **37 W** | **2600** | **38°** | **MP42** 39-E1 |
| | **37 W** | **2600** | **54°** | **MP43** 39-E1 |

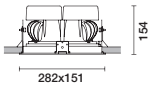

| light source | W | lm | optic | code colour |
|---|---|---|---|---|
| LED | **Active dissipation** | | | |
| | Complete with power supply | | | |
| | 4000K - CRI 80 | | | |
| | **2x35 W** | **2800** | **60°** | **ML20** 39-E1 |
| | 3000K - CRI 80 | | | |
| | **2x35 W** | **2800** | **22°** | **ML21** 39-E1 |
| | **2x35 W** | **2800** | **38°** | **ML22** 39-E1 |
| | **2x35 W** | **2800** | **54°** | **ML23** 39-E1 |
| | 4000K - CRI 80 - DALI | | | |
| | **2x35 W** | **2800** | **54°** | **MP44** 39-E1 |
| | 3000K - CRI 80 - DALI | | | |
| | **2x35 W** | **2800** | **22°** | **MP45** 39-E1 |
| | **2x35 W** | **2800** | **38°** | **MP46** 39-E1 |
| | **2x35 W** | **2800** | **54°** | **MP47** 39-E1 |
| | 3000K - CRI 90 - DALI | | | |
| | **2x35 W** | **2300** | **22°** | **MP48** 39-E1 |
| | **2x35 W** | **2300** | **38°** | **MP49** 39-E1 |
| | **2x35 W** | **2300** | **54°** | **MP50** 39-E1 |



Technical data may change with technological evolution.
For updated data please refer to our on-line catalogue.

# **Pixel Pro** Frame

**39**
WHITE/ALUMINIUM

**E1**
GREY/BLACK/ALUMINIUM

| light source | W | lm | optic | code colour |
|---|---|---|---|---|
| LED | **Passive dissipation** | | | |
| | Complete with power supply | | | |
| | 4000K - CRI 80 | | | |
| | **3x20 W** | **1800** | **54°** | **MF21** 39-E1 |
| | 3000K - CRI 80 | | | |
| | **3x20 W** | **1800** | **22°** | **MF22** 39-E1 |
| | **3x20 W** | **1800** | **38°** | **MF23** 39-E1 |
| | **3x20 W** | **1800** | **54°** | **MF24** 39-E1 |
| | 4000K - CRI 80 - DALI | | | |
| | **3x20 W** | **1800** | **54°** | **MP30** 39-E1 |
| | 3000K - CRI 80 - DALI | | | |
| | **3x20 W** | **1800** | **22°** | **MP31** 39-E1 |
| | **3x20 W** | **1800** | **38°** | **MP32** 39-E1 |
| | **3x20 W** | **1800** | **54°** | **MP33** 39-E1 |
| | 3000K - CRI 90 - DALI | | | |
| | **3x20 W** | **1500** | **22°** | **MP34** 39-E1 |
| | **3x20 W** | **1500** | **38°** | **MP35** 39-E1 |
| | **3x20 W** | **1500** | **54°** | **MP36** 39-E1 |

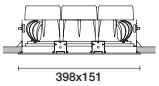

| light source | W | lm | optic | code colour |
|---|---|---|---|---|
| LED | **Active dissipation** | | | |
| | Complete with power supply | | | |
| | 4000K - CRI 80 | | | |
| | **3x35 W** | **2800** | **54°** | **ML24** 39-E1 |
| | 3000K - CRI 80 | | | |
| | **3x35 W** | **2800** | **22°** | **ML25** 39-E1 |
| | **3x35 W** | **2800** | **38°** | **ML26** 39-E1 |
| | **3x35 W** | **2800** | **54°** | **ML27** 39-E1 |
| | 4000K - CRI 80 - DALI | | | |
| | **3x35 W** | **2800** | **54°** | **MP51** 39-E1 |
| | 3000K - CRI 80 - DALI | | | |
| | **3x35 W** | **2800** | **22°** | **MP52** 39-E1 |
| | **3x35 W** | **2800** | **38°** | **MP53** 39-E1 |
| | **3x35 W** | **2800** | **54°** | **MP54** 39-E1 |
| | 3000K - CRI 90 - DALI | | | |
| | **3x35 W** | **2300** | **22°** | **MP55** 39-E1 |
| | **3x35 W** | **2300** | **38°** | **MP56** 39-E1 |
| | **3x35 W** | **2300** | **54°** | **MP57** 39-E1 |

## accessories

| | code | colour |
|---|---|---|
| Refractor for elliptical distribution | **1191** | 24 |
| Wall washer effect glass | **MXG6** | 65 |
| Coloured filters | **4491** | 05-06-09<br>24 |
| UV filter | **4497** | 24 |

# Pixel Plus

## Features

IP20/IP23

- Recessed installation in false ceilings with 1 to 25 mm thickness.
- Die-cast aluminium body, thermoplastic material.
- Double adjustability: internal (40°) and external (65°) with respect to horizontal plane with continuous friction; 355° rotation around vertical axis.
- Versions with reflector with high luminous efficiency.
- LED versions with high color rendering index >90.
- The minimum sizes of the installation compartment are displayed in the instructions sheet available on the online catalogue.
- IP20
- IP23 for visible body of fitting after installation.

## Optics and lamps

**S** - Spot
α 10°-12°

**M** - Medium
α 16°-18°-24°

**F** - Flood
α 26°-30°-32°
36°-38°

**WF** - Wide-Flood
α 40°-48°-54°

**E** - Elliptical*

**WW** - Wall Washer*

| | |
|---|---|
| LED | 12 - 17 - 19 - 23W |
| | 32 - 36 - 37 - 46W |
| **QR-CBC 51** | 50W |
| **HIT-TC-CE** | 20 - 35 - 70W |
| **HIT-CE** | 20 - 35 - 50W |
| | 70 - 100 - 150W |
| **HST** | 35 - 50 - 100W |

* The Elliptical and Wall Washer optics are obtained by fitting the appropriate accessory.

## LED

- **LED Single Chip LED C.o.B.**
- Colour stability **Mac Adam <3**
- Life 50000 h **L80 B10**
- Color temperature: Neutral white **4000K** Warm white **3000K**

## Energy saving

| lumen lm | LED | QR CBC 51 | | QR 111 | | HIT-CE | |
|---|---|---|---|---|---|---|---|
| **1090** | 12W | 50W | 76% | - | - | - | - |
| **3000** | 32W | 3x50W | 79% | - | - | - | - |
| **4000** | 37W | - | - | 3x100W | 88% | 50W | 26% |

(3000K) LED energy saving compared with conventional lamps

# Pixel Plus

01
WHITE

The accessories allow the features of the lighting produced by the single luminaire to be altered, for highly professional lighting effects.
The combination of filters allows the lamp color features to be changed, to make the most of the objects lit or the space.

Wall washer effect glass (for version with traditional light source)

Wall washer effect glass

Refractor for elliptical distribution

UV filter

Spill-ring

Coloured filters

Spill-ring

| light source | W | lm | optic | code colour |
|---|---|---|---|---|
| **QR CBC 51** (GU5,3) | **50 W 12 V** | | | **4264** 01 |

IP43 - Class of Insulation III

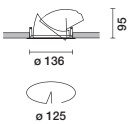


LED Complete with power supply

| light source | W | lm | optic | code colour |
|---|---|---|---|---|
| 4000K - CRI 85 - Single Chip | | | | |
| | **12 W** | **1170** | **10°** | **4659** 01 |
| | **12 W** | **1170** | **24°** | **4661** 01 |
| | **17 W** | **1790** | **16°** | **M350** 01 |
| | **17 W** | **1790** | **24°** | **M352** 01 |
| 3000K - CRI 83 - Single Chip | | | | |
| | **12 W** | **1090** | **10°** | **4660** 01 |
| | **12 W** | **1090** | **24°** | **4662** 01 |
| | **17 W** | **1660** | **16°** | **M351** 01 |
| | **17 W** | **1660** | **24°** | **M353** 01 |
| 3000K - CRI 97 - Single Chip | | | | |
| | **12 W** | **930** | **10°** | **MM20** 01 |
| | **12 W** | **930** | **24°** | **MM21** 01 |
| | **17 W** | **1420** | **16°** | **MM22** 01 |
| | **17 W** | **1420** | **24°** | **MM23** 01 |

ENEC 15 approved products

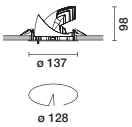


LED new Complete with power supply

| light source | W | lm | optic | code colour |
|---|---|---|---|---|
| 4000K - CRI 80 - C.o.B. | | | | |
| • | **19 W** | **2000** | **16°** | **N375** 01 |
| • | **19 W** | **2000** | **36°** | **N376** 01 |
| • | **19 W** | **2000** | **54°** | **N377** 01 |
| 3000K - CRI 80 - C.o.B. | | | | |
| | **19 W** | **2000** | **16°** | **MU39** 01 |
| | **19 W** | **2000** | **36°** | **MU40** 01 |
| | **19 W** | **2000** | **54°** | **MU41** 01 |
| 3000K - CRI 90 - C.o.B. | | | | |
| | **23 W** | **1800** | **16°** | **MU42** 01 |
| | **23 W** | **1800** | **36°** | **MU43** 01 |
| | **23 W** | **1800** | **54°** | **MU44** 01 |
| 4000K - CRI 80 - DALI - C.o.B. | | | | |
| • | **19 W** | **2000** | **16°** | **N378** 01 |
| • | **19 W** | **2000** | **36°** | **N379** 01 |
| • | **19 W** | **2000** | **54°** | **N380** 01 |
| 3000K - CRI 80 - DALI - C.o.B. | | | | |
| | **19 W** | **2000** | **16°** | **MU45** 01 |
| | **19 W** | **2000** | **36°** | **MU46** 01 |
| | **19 W** | **2000** | **54°** | **MU47** 01 |
| 3000K - CRI 90 - DALI - C.o.B. | | | | |
| | **23 W** | **1800** | **16°** | **MU48** 01 |
| | **23 W** | **1800** | **36°** | **MU49** 01 |
| | **23 W** | **1800** | **54°** | **MU50** 01 |

Class of Insulation II

Technical data may change with technological evolution.
For updated data please refer to our on-line catalogue.

# Pixel Plus

01
WHITE

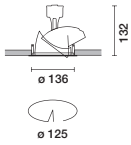


| light source | W | lm | optic | code colour |
|---|---|---|---|---|
| HIT-TC-CE (G8,5) | Complete with electronic control gear | | | |
| | 35 W | | 10° | **4266** 01 |
| | 35 W | | 32° | **4267** 01 |
| | 70 W | | 10° | **4268** 01 |
| | 70 W | | 32° | **4269** 01 |

IP43

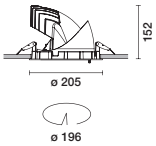


LED new Complete with power supply

| | | | | |
|---|---|---|---|---|
| | 4000K - CRI 80 - C.o.B. | | | |
| • | 32 W | 3000 | 12° | **N381** 01 |
| • | 32 W | 3000 | 26° | **N382** 01 |
| • | 32 W | 3000 | 40° | **N383** 01 |
| • | 37 W | 4000 | 18° | **N387** 01 |
| • | 37 W | 4000 | 36° | **N388** 01 |
| • | 37 W | 4000 | 48° | **N389** 01 |
| | 3000K - CRI 80 - C.o.B. | | | |
| | 32 W | 3000 | 12° | **MU51** 01 |
| | 32 W | 3000 | 26° | **MU52** 01 |
| | 32 W | 3000 | 40° | **MU53** 01 |
| | 37 W | 4000 | 18° | **MU63** 01 |
| | 37 W | 4000 | 36° | **MU64** 01 |
| | 37 W | 4000 | 48° | **MU65** 01 |
| | 3000K - CRI 90 - C.o.B. | | | |
| | 32 W | 2400 | 12° | **MU54** 01 |
| | 32 W | 2400 | 26° | **MU55** 01 |
| | 32 W | 2400 | 40° | **MU56** 01 |
| | 46 W | 3700 | 18° | **MU66** 01 |
| | 46 W | 3700 | 36° | **MU67** 01 |
| | 46 W | 3700 | 48° | **MU68** 01 |
| | 4000K - CRI 80 - DALI - C.o.B. | | | |
| • | 32 W | 3000 | 12° | **N384** 01 |
| • | 32 W | 3000 | 26° | **N385** 01 |
| • | 32 W | 3000 | 40° | **N386** 01 |
| • | 37 W | 4000 | 18° | **N390** 01 |
| • | 37 W | 4000 | 36° | **N391** 01 |
| • | 37 W | 4000 | 48° | **N392** 01 |
| | 3000K - CRI 80 - DALI - C.o.B. | | | |
| | 32 W | 3000 | 12° | **MU57** 01 |
| | 32 W | 3000 | 26° | **MU58** 01 |
| | 32 W | 3000 | 40° | **MU59** 01 |
| | 37 W | 4000 | 18° | **MU69** 01 |
| | 37 W | 4000 | 36° | **MU70** 01 |
| | 37 W | 4000 | 48° | **MU71** 01 |
| | 3000K - CRI 90 - DALI - C.o.B. | | | |
| | 36 W | 2600 | 12° | **MU60** 01 |
| | 36 W | 2600 | 26° | **MU61** 01 |
| | 36 W | 2600 | 40° | **MU62** 01 |
| | 46 W | 3700 | 18° | **MU72** 01 |
| | 46 W | 3700 | 36° | **MU73** 01 |
| | 46 W | 3700 | 48° | **MU74** 01 |

Class of Insulation II

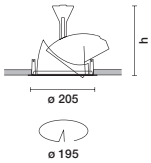


| light source | W | h | optic | code colour |
|---|---|---|---|---|
| HST (PG12-1) | 35/50/100 W | 217 | 12° | **4274** 01 |
| | 35/50/100 W | 217 | 44° | **4275** 01 |

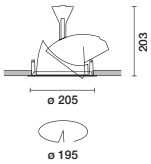


**High-efficiency reflector**

| | | | |
|---|---|---|---|
| HIT-TC-CE (G8,5) | 20/35/70 W | 12° | **M185** 01 |
| | 20/35/70 W | 30° | **M186** 01 |
| HIT-CE (G12) | 20/35/50/70/100/150 W | 12° | **4658** 01 |

IP43
We advise against the use of accessories
so as to leave the LOR unchanged

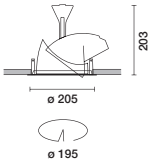


**Visual comfort reflector**

| | | | |
|---|---|---|---|
| HIT-CE (G12) | 20/35/50/70/150 W | 12° | **4272** 01 |
| | 20/35/50/70/150 W | 38° | **4273** 01 |

IP43



Technical data may change with technological evolution.
For updated data please refer to our on-line catalogue.

# Pixel Plus

## accessories

| | 100 | | 125 | | 195 | |
|---|---|---|---|---|---|---|
| | code | colour | code | colour | code | colour |
| Refractor for elliptical distribution | --- | --- | **1191** | 24<br>no for LED Single Chip | **1192**<br>for 4272-4658 | 24 |
| | | | | | **9539**<br>for LED C.o.B. version | 24 |
| Wall washer effect glass | --- | --- | **4494**<br>for 4267-4269 | B7 | **4495**<br>for 4273 | B7 |
| | | | | | **4496**<br>for 4275 | 65 |
| | | | **MXG6**<br>for LED C.o.B. version | 65 | **MX60**<br>for LED C.o.B. version | 65 |
| Coloured filters | **8658**<br>for 4264 | 05-06-09<br>24<br>65 | **4491**<br>for 4266-4267 | 05-06-09<br>24 | **9537**<br>for 4272-4273<br>4276-4658 | 05-06-09<br>24 |
| UV filter | --- | --- | **4497**<br>for HIT-TC-CE | 24 | **4498**<br>for 4272-4273-4658<br>M185-M186 | 24 |
| Spill-ring | **9545** | 04 | **9546**<br>no for LED | 04 | **9547**<br>no for HIT-TC-CE | 04 |
| Casing for concrete ceilings | **9519** | 00 | **9548**<br>for QT12 | 00 | **9549**<br>for 4276 | 00 |

## components

| | code | colour |
|---|---|---|
| **Electronic control gear** | | |
| for 2x35W HIT<br>Kg. 0,365 - Dim. 175x79,5x32h | **4437** | 00 |
| **Electronic control gear** | | |
| for 20W HIT<br>Kg. 0,320 - Dim. 225x60x37h | **9698** | 00 |
| for 35W HIT<br>Kg. 0,320 - Dim. 225x60x37h | **4466** | 00 |
| for 50W HIT<br>Kg. 0,320 - Dim. 188x83x35h | **MWR3** | 00 |
| for 70W HIT<br>Kg. 0,350 - Dim. 185x90x37h | **4467** | 00 |
| for 100W HIT<br>Kg. 0,350 - Dim. 224x83x38h | **MWR4** | 00 |
| for 150W HIT<br>Kg. 0,350 - Dim. 185x90x37h | **4465** | 00 |

| | code | colour |
|---|---|---|
| **Control gear complete with capacitor** | | |
| for 35W HIT<br>Kg. 1,450 - Dim. 257x92x70h | **4468** | 00 |
| for 70W HIT<br>Kg. 1,700 - Dim. 257x92x70h | **4469** | 00 |
| for 150W HIT<br>Kg. 2,550 - Dim. 332x110x77h | **4470** | 00 |
| **Control gear complete with capacitor** | | |
| for 35W HST<br>Kg. 1,550 - Dim. 332x110x77h | **4474** | 00 |
| for 50W HST<br>Kg. 1,550 - Dim. 332x110x77h | **4475** | 00 |
| for 100W HST<br>Kg. 1,950 - Dim. 332x110x77h | **4476** | 00 |

| | code | colour |
|---|---|---|
| **Control gear complete with capacitor and ignitor with controlled pulses** | | |
| for 35W HIT<br>Kg. 1,450 - Dim. 257x92x70h | **4471** | 00 |
| for 70W HIT<br>Kg. 1,700 - Dim. 257x92x70h | **4472** | 00 |
| for 150W HIT<br>Kg. 2,550 - Dim. 332x110x77h | **4473** | 00 |
| **Electronic safety transformer** | | |
| 10-60W 230/12V St | **5581** | 00 |
| 35-105W 230/12V St | **5583** | 00 |
| **Electronic safety transformer** | | |
| 50-200W 230/12V St | **5586** | 00 |
| 20-60W 230/12V St | **5584** | 00 |
| 50-105W 230/12V St | **5585** | 00 |

# New Laser

**Laser fixed**
frame / minimal
page 140

**Laser fixed**
frame / minimal
page 140

Medium optic | Wide Flood optic

Medium optic | Wide Flood optic

Medium optic | Wide Flood optic

| | Comfort | Super Comfort | Super Comfort |
|---|---|---|---|
| ø ⧄ 75 | | | |
| ø ⧄ 59 | | | |
| ø 25 | | | |
| ø 17 | | | |

**Laser Adjustable**
frame / minimal
page 145

**Laser Wall Washer**
frame / minimal
page 148

**Laser Wall Washer**
frame / minimal
page 148

Adjustable optic

Double
adjustable optic

Wall Washer
optic

Wall Washer
optic

Comfort

Super Comfort

# Laser

## Warm dimming

Halogen functionality in LED technology. When luminous intensity drops to 5%, colour temperature warms up slowly from 2700K to 1800K using only one control channel.

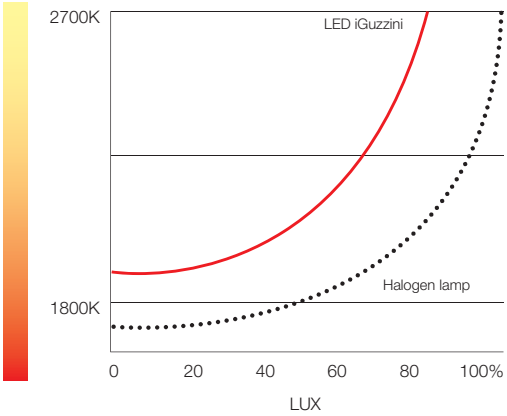





## Visual comfort UGR<13

Light must be pleasant, not aggressive. The new Laser optics achieve UGR<13, a much lower value than the limits recommended by the standards to avoid glare.

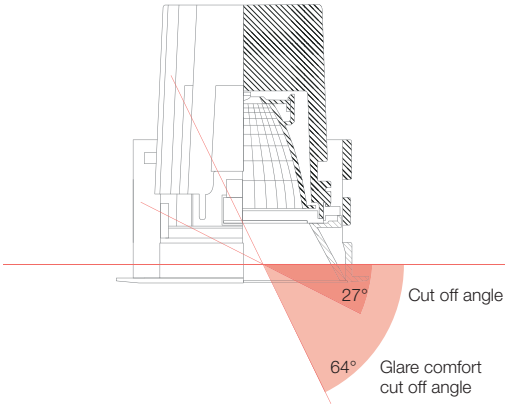

# Laser

## Finishes

Laser decorates with light.
It can either disappear in the space or become a decorative element.
A vast series of aesthetical options with six different colour finishes for choosing with style.

White

White and black

White and chrome

White and gold

White and satin gold

White and chrome burnished

## Accessories

Diffusers and elliptical screens are used to widen and change the luminous distribution while the louver increases visual comfort.
Colour frames decorate the emitted light without altering its quality.
Colour filters and cylinders pigment the light either directly or indirectly to change the atmosphere setting.





Glass diffuser

Louvre



Refractor for elliptical distribution

Coloured filters

Decorative rings

Decorative cylinders

# New Laser fixed

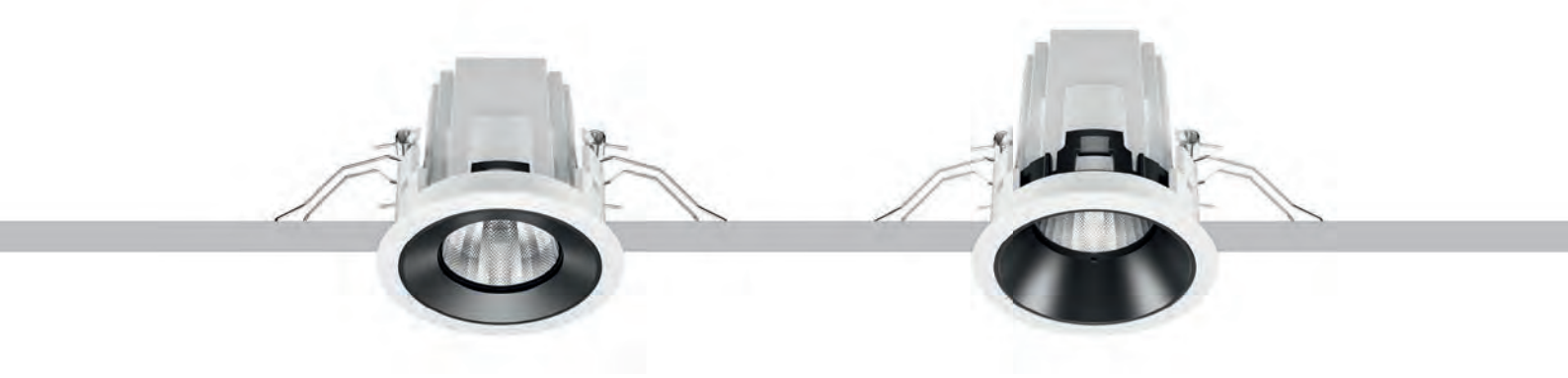

Comfort

Super Comfort

## Features

IP20/IP44/IP65

- Recessed installation in false ceilings with 12,5 to 25 mm thickness for Minimal versions (without perimeter rim) or from 1 to 25 mm thickness for Frame versions (with rim) using steel wire springs.
- Die-cast aluminium frame and heat sink.
- Metallized thermoplastic reflector with anti-scratch protection treatment with high luminous efficiency and visual comfort.
- Versions suitable for use in environments with video terminals.
- Available with on-off and dimmable control gear.
- The minimum sizes of the installation compartment are displayed in the instructions sheet available on the online catalogue.
- IP20
- IP44 for visible body of fitting after installation.

## Optics and lamps

**M** - Medium
α 16°-25°

**WF** - Wide-Flood
α 40°-42°

| | |
|---|---|
| LED | 1,4 - 1,9 W |
| | 7,3 - 10 W |

## LED

- **LED C.o.B.**
- Colour stability
  **Mac Adam <3**
- Life
  50000 h **L80 B10**
- Color temperature:
  Neutral white **4000K**
  Warm white **3000K**
  Warm white **2700K**
  Warm dimming **1800K÷2700K**

## Energy saving

| lumen lm | LED | QR CBC 51 | |
|---|---|---|---|
| **600** | 7,3W | 20W | 77% |
| **1100** | 10W | 50W | 80% |

(3000K) LED energy saving compared with conventional lamps

# New Laser fixed

| 01 | 04 | 10 | 14 | E8 | E6 | 47 | E4 | 41 | E9 | E7 |
|---|---|---|---|---|---|---|---|---|---|---|
| WHITE | BLACK | CHROME | GOLD | SATIN GOLD | CHROME BURNISHED | WHITE/BLACK | WHITE/ CHROME | WHITE/GOLD | WHITE/ SATIN GOLD | WHITE/CHROME BURNISHED |

## IP65

The product can be installed in places with a high humidity rate, such as bathrooms and spas, or in transit areas with high dust circulation.

## ø 17

new
Available for order

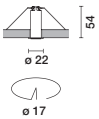


| light source | W | lm | optic | code colour |
|---|---|---|---|---|
| LED new | **Frame installation - Super Comfort** | | | |
| | 4000K - CRI 80 | | | |
| | **1,4 W** | **150** | **16°** | **P303** 01-47 E4-41-E9-E7 |
| | 2700K - CRI 90 | | | |
| | **1,4 W** | **110** | **16°** | **P304** 01-47 E4-41-E9-E7 |
| | IP43 | | | |

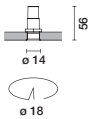


| light source | W | lm | optic | code colour |
|---|---|---|---|---|
| LED new | **Minimal installation - Super Comfort** | | | |
| | 4000K - CRI 80 | | | |
| | **1,4 W** | **150** | **16°** | **P305** 01-04 10-14-E8-E6 |
| | 2700K - CRI 90 | | | |
| | **1,4 W** | **110** | **16°** | **P306** 01-04 10-14-E8-E6 |
| | IP43 | | | |

## ø 25

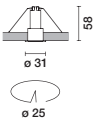


| light source | W* | lm | optic | code colour |
|---|---|---|---|---|
| LED new | **Frame installation - Super Comfort** | | | |
| | 4000K - CRI 80 | | | |
| | **1,9 W** | **200** | **16°** | **P307** 01-47 E4-41-E9-E7 |
| | **1,9 W** | **200** | **25°** | **P308** 01-47 |
| | 2700K - CRI 90 | | | |
| | **2,4 W** | **140** | **16°** | **P309** 01-47 E4-41-E9-E7 |
| | **2,4 W** | **140** | **25°** | **P310** 01-47 |
| | IP43 | | | |

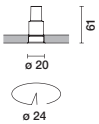


| light source | W* | lm | optic | code colour |
|---|---|---|---|---|
| LED new | **Minimal installation - Super Comfort** | | | |
| | 4000K - CRI 80 | | | |
| | **1,9 W** | **200** | **16°** | **P311** 01-04 10-14-E8-E6 |
| | **1,9 W** | **200** | **25°** | **P312** 01-04 |
| | 2700K - CRI 90 | | | |
| | **1,9 W** | **140** | **16°** | **P313** 01-04 10-14-E8-E6 |
| | **1,9 W** | **140** | **25°** | **P314** 01-04 |
| | IP43 | | | |

# New Laser fixed

| 01 | 04 | 10 | 14 | E8 | E6 | 47 | E4 | 41 | E9 | E7 |
|---|---|---|---|---|---|---|---|---|---|---|
| WHITE | BLACK | CHROME | GOLD | SATIN GOLD | CHROME BURNISHED | WHITE/BLACK | WHITE/ CHROME | WHITE/GOLD | WHITE/ SATIN GOLD | WHITE/CHROME BURNISHED |

new
Available for order

## ø 59

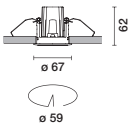


| light source | W | lm | optic | code colour |
|---|---|---|---|---|
| LED new **Frame installation - Comfort** | | | | |
| 2700K - CRI 90 | | | | |
| | **7,3 W** | **570** | **25°** | **P315** 01-47 E4-41-E9-E7 |
| | **7,3 W** | **570** | **40°** | **P316** 01-47 E4-41-E9-E7 |
| 3000K - CRI 90 | | | | |
| | **7,3 W** | **600** | **25°** | **P317** 01-47 E4-41-E9-E7 |
| | **7,3 W** | **600** | **40°** | **P318** 01-47 E4-41-E9-E7 |

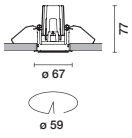


| light source | W | lm | optic | code colour |
|---|---|---|---|---|
| LED new **Frame installation - Super Comfort** | | | | |
| 2700K - CRI 90 | | | | |
| | **7,3 W** | **570** | **25°** | **P319** 01-47 E4-41-E9-E7 |
| | **7,3 W** | **570** | **40°** | **P320** 01-47 E4-41-E9-E7 |
| 3000K - CRI 90 | | | | |
| | **7,3 W** | **600** | **25°** | **P321** 01-47 E4-41-E9-E7 |
| | **7,3 W** | **600** | **40°** | **P322** 01-47 E4-41-E9-E7 |

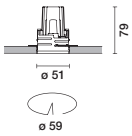


| light source | W | lm | optic | code colour |
|---|---|---|---|---|
| LED new **Minimal installation - Super Comfort** | | | | |
| 2700K - CRI 90 | | | | |
| | **7,3 W** | **570** | **25°** | **P329** 01-04 10-14-E8-E6 |
| | **7,3 W** | **570** | **40°** | **P330** 01-04 10-14-E8-E6 |
| 3000K - CRI 90 | | | | |
| | **7,3 W** | **600** | **25°** | **P331** 01-04 10-14-E8-E6 |
| | **7,3 W** | **600** | **40°** | **P332** 01-04 10-14-E8-E6 |

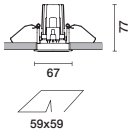


| light source | W | lm | optic | code colour |
|---|---|---|---|---|
| LED new **Frame installation - Super Comfort** | | | | |
| 2700K - CRI 90 | | | | |
| | **7,3 W** | **570** | **25°** | **P333** 01-47 E4-41-E9-E7 |
| | **7,3 W** | **570** | **40°** | **P334** 01-47 E4-41-E9-E7 |
| 3000K - CRI 90 | | | | |
| | **7,3 W** | **600** | **25°** | **P335** 01-47 E4-41-E9-E7 |
| | **7,3 W** | **600** | **40°** | **P336** 01-47 E4-41-E9-E7 |

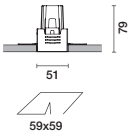


| light source | W | lm | optic | code colour |
|---|---|---|---|---|
| LED new **Minimal installation - Super Comfort** | | | | |
| 2700K - CRI 90 | | | | |
| | **7,3 W** | **570** | **25°** | **P337** 01-04 10-14-E8-E6 |
| | **7,3 W** | **570** | **40°** | **P338** 01-04 10-14-E8-E6 |
| 3000K - CRI 90 | | | | |
| | **7,3 W** | **600** | **25°** | **P339** 01-04 10-14-E8-E6 |
| | **7,3 W** | **600** | **40°** | **P340** 01-04 10-14-E8-E6 |



Technical data may change with technological evolution.
For updated data please refer to our on-line catalogue.

# New Laser fixed

| 01 | 04 | 10 | 14 | E8 | E6 | 47 | E4 | 41 | E9 | E7 |
|---|---|---|---|---|---|---|---|---|---|---|
| WHITE | BLACK | CHROME | GOLD | SATIN GOLD | CHROME BURNISHED | WHITE/BLACK | WHITE/ CHROME | WHITE/GOLD | WHITE/ SATIN GOLD | WHITE/CHROME BURNISHED |

new
Available for order
Warm dimming version: available for order from second quarter

## ø 75

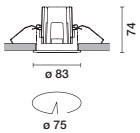


| light source | W | lm | optic | code colour |
|---|---|---|---|---|
| LED new | **Frame installation - Comfort** | | | |
| 2700K - CRI 90 | | | | |
| | **10 W** | **1050** | **25°** | **P341** 01-47 E4-41-E9-E7 |
| | **10 W** | **1050** | **42°** | **P342** 01-47 E4-41-E9-E7 |
| | **10 W** | **1050** | **42°** | * **P343** 01-47 E4-41-E9-E7 |
| 3000K - CRI 90 | | | | |
| | **10 W** | **1100** | **25°** | **P344** 01-47 E4-41-E9-E7 |
| | **10 W** | **1100** | **42°** | **P345** 01-47 E4-41-E9-E7 |
| Warm dimming 1800K÷2700K - CRI 90 | | | | |
| | **10 W** | **650** | **25°** | **P346** 01-47 E4-41-E9-E7 |
| | **10 W** | **650** | **42°** | **P347** 01-47 E4-41-E9-E7 |

* IP65

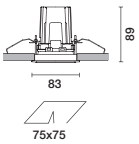


| light source | W | lm | optic | code colour |
|---|---|---|---|---|
| LED new | **Frame installation - Super Comfort** | | | |
| 2700K - CRI 90 | | | | |
| | **10 W** | **1050** | **25°** | **P387** 01-47 E4-41-E9-E7 |
| | **10 W** | **1050** | **42°** | **P388** 01-47 E4-41-E9-E7 |
| 3000K - CRI 90 | | | | |
| | **10 W** | **1100** | **25°** | **P389** 01-47 E4-41-E9-E7 |
| | **10 W** | **1100** | **42°** | **P390** 01-47 E4-41-E9-E7 |

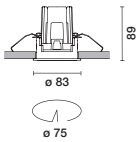


| | | | | |
|---|---|---|---|---|
| LED new | **Frame installation - Super Comfort** | | | |
| 2700K - CRI 90 | | | | |
| | **10 W** | **1050** | **25°** | **P348** 01-47 E4-41-E9-E7 |
| | **10 W** | **1050** | **42°** | **P349** 01-47 E4-41-E9-E7 |
| 3000K - CRI 90 | | | | |
| | **10 W** | **1100** | **25°** | **P350** 01-47 E4-41-E9-E7 |
| | **10 W** | **1100** | **42°** | **P351** 01-47 E4-41-E9-E7 |
| Warm dimming 1800K÷2700K - CRI 90 | | | | |
| | **10 W** | **650** | **25°** | **P352** 01-47 E4-41-E9-E7 |
| | **10 W** | **650** | **42°** | **P353** 01-47 E4-41-E9-E7 |

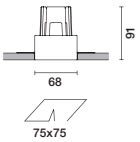


| | | | | |
|---|---|---|---|---|
| LED new | **Minimal installation - Super Comfort** | | | |
| 2700K - CRI 90 | | | | |
| | **10 W** | **1050** | **25°** | **P393** 01-04 10-14-E8-E6 |
| | **10 W** | **1050** | **42°** | **P394** 01-04 10-14-E8-E6 |
| 3000K - CRI 90 | | | | |
| | **10 W** | **1100** | **25°** | **P395** 01-04 10-14-E8-E6 |
| | **10 W** | **1100** | **42°** | **P396** 01-04 10-14-E8-E6 |

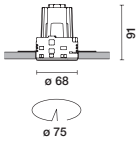


| | | | | |
|---|---|---|---|---|
| LED new | **Minimal installation - Super Comfort** | | | |
| 2700K - CRI 90 | | | | |
| | **10 W** | **1050** | **25°** | **P372** 01-04 10-14-E8-E6 |
| | **10 W** | **1050** | **42°** | **P373** 01-04 10-14-E8-E6 |
| 3000K - CRI 90 | | | | |
| | **10 W** | **1100** | **25°** | **P374** 01-04 10-14-E8-E6 |
| | **10 W** | **1100** | **42°** | **P375** 01-04 10-14-E8-E6 |
| Warm dimming 1800K÷2700K - CRI 90 | | | | |
| | **10 W** | **650** | **25°** | **P376** 01-04 10-14-E8-E6 |
| | **10 W** | **650** | **42°** | **P377** 01-04 10-14-E8-E6 |

The power supply with code **MY19** must be ordered separately for Warm dimming versions.

# Laser fixed

## accessories

| | 59 | 59x59 | 75 | 75x75 |
|---|---|---|---|---|
| | code | colour | code | colour |
| Refractor for elliptical distribution | **MY13** | 24 | **MY24** | 24 |
| Diffusing glass | **MY12** | 65 | **MY23** | 65 |
| Coloured filters | **MY14** | 05-06-16 | **MY25** | 05-06-16 |
| Decorative rings | **MY15** | 05-06-16 | **MY26** | 05-06-16 |
| Decorative cylinders | **MY17** | 05-06-16<br>24 | **MY28** | 05-06-16<br>24 |
| Louvre | **MY11** | 04 | **MY22** | 04 |

Refer to the table and to the instruction sheet for information on installation and combination of accessories.

## components

| | code | colour |
|---|---|---|
| On-Off electronic power supply - 20W<br>Max 12 LED connected | **MY03**<br>for ø 17 | 00 |
| On-Off electronic power supply - 17W<br>Max 7 LED connected | **MXF9**<br>for ø 25 | 00 |
| On-Off electronic power supply - 15W | **MY10**<br>for ø 59 | 00 |
| On-Off electronic power supply - 15W | **MY37**<br>for ø 75 | 00 |
| 1-10V dimmable electronic power supply - 35W<br>Min. 2 Max 20 LED connected | **MY04**<br>for ø 17 | 00 |
| 1-10V dimmable electronic power supply - 50W<br>Min. 2 Max 20 LED connected | **MY83**<br>for ø 25 | 00 |
| 1-10V dimmable electronic power supply - 14,5W | **MY07**<br>for ø 59 | 00 |
| 1-10V dimmable electronic power supply - 16W | **MY18**<br>for ø 75 | 00 |
| DALI electronic power supply - 35W<br>Min. 2 Max 20 LED connected | **MY05**<br>for ø 17 | 00 |

| | code | colour |
|---|---|---|
| DALI electronic power supply - 50W<br>Min. 2 Max 20 LED connected | **BZM4**<br>for ø 25 | 00 |
| DALI electronic power supply - 12W | **MY08**<br>for ø 59 | 00 |
| DALI electronic power supply - 20W | **MY19**<br>for ø 75 | 00 |
| TRIAC dimmable electronic power supply - 15W<br>Min. 5 Max 10 LED connected | **MY06**<br>for ø 17 | 00 |
| TRIAC dimmable electronic power supply - 14W<br>Min. 4 Max 8 LED connected | **MY84**<br>for ø 25 | 00 |
| TRIAC dimmable electronic power supply - 10W | **MY09**<br>for ø 59 | 00 |
| TRIAC dimmable electronic power supply - 12W | **MY20**<br>for ø 75 | 00 |
| Emergency kit | **MY36***<br>for ø 59<br>**MY21***<br>for ø 75 | 00<br><br>00 |

* Available for order from third quarter

# New Laser adjustable



Super Comfort

## Features

IP20/IP23

- Recessed installation in false ceilings with 12.5 to 25 mm thickness for Minimal versions (without perimeter rim) or from 1 to 25 mm thickness for Frame versions (with rim) using steel wire springs.
- Die-cast aluminium frame and heat sink.
- Metallized thermoplastic reflector with anti-scratch protection treatment with high luminous efficiency and visual comfort.
- "Tilting" versions with +/- 30° adjustability on the horizontal plane and double adjustability versions (+/- 30° on the horizontal plane and 358° around the vertical axis).
- Available with on-off and dimmable control gear.
- The minimum sizes of the installation compartment are displayed in the instructions sheet available on the online catalogue.
- IP20
- IP23 for visible body of fitting after installation.

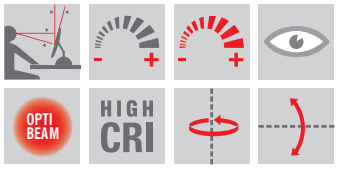

Antiglare screen

## Optics and lamps

**S** - Spot
α 15°

**M** - Medium
α 25°

**WF** - Wide Flood
α 40°-42°

**E** - Elliptical*

| | |
|---|---|
| LED | 7,3 - 10W |

* Elliptical optic is obtained by installing the respective accessories.

## LED

- **LED C.o.B.**
- Colour stability
  **Mac Adam <3**
- Life
  50000 h **L80 B10**
- Color temperature:
  Neutral white **4000K**
  Warm white **3000K**
  Warm white **2700K**
  Warm dimming **1800K÷2700K**

## Energy saving

| lumen lm | LED | QR CBC 51 | ENERGY SAVING |
|---|---|---|---|
| **600** | 7,3W | 20W | 77% |
| **1100** | 10W | 50W | 80% |

(3000K) LED energy saving compared with conventional lamps

# New Laser adjustable

| 01 | 04 | 10 | 14 | E8 | E6 | 47 | E4 | 41 | E9 | E7 |
|---|---|---|---|---|---|---|---|---|---|---|
| WHITE | BLACK | CHROME | GOLD | SATIN GOLD | CHROME BURNISHED | WHITE/BLACK | WHITE/ CHROME | WHITE/GOLD | WHITE/ SATIN GOLD | WHITE/CHROME BURNISHED |

new
Available for order

## ø 59

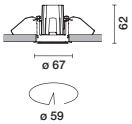


| light source | W | lm | optic | code colour |
|---|---|---|---|---|
| LED new | **Frame installation - Comfort** | | | |
| | 2700K - CRI 90 | | | |
| | **7,3 W** | **570** | **15°** | **P323** 01-47 E4-41-E9-E7 |
| | **7,3 W** | **570** | **25°** | **P324** 01-47 E4-41-E9-E7 |
| | **7,3 W** | **570** | **40°** | **P325** 01-47 E4-41-E9-E7 |
| | 3000K - CRI 90 | | | |
| | **7,3 W** | **600** | **15°** | **P326** 01-47 E4-41-E9-E7 |
| | **7,3 W** | **600** | **25°** | **P327** 01-47 E4-41-E9-E7 |
| | **7,3 W** | **600** | **40°** | **P328** 01-47 E4-41-E9-E7 |

Finish 47 is supplied with anti-glare ring

## ø 75

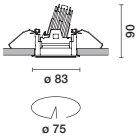


| light source | W* | lm | optic | code colour |
|---|---|---|---|---|
| LED new | **Frame installation - Super Comfort double-adjustability** | | | |
| | 2700K - CRI 90 | | | |
| | **7,3 W** | **570** | **15°** | **P363** 01-47 E4-41-E9-E7 |
| | **7,3 W** | **570** | **25°** | **P364** 01-47 E4-41-E9-E7 |
| | **7,3 W** | **570** | **40°** | **P365** 01-47 E4-41-E9-E7 |
| | 3000K - CRI 90 | | | |
| | **7,3 W** | **600** | **15°** | **P366** 01-47 E4-41-E9-E7 |
| | **7,3 W** | **600** | **25°** | **P367** 01-47 E4-41-E9-E7 |
| | **7,3 W** | **600** | **40°** | **P368** 01-47 E4-41-E9-E7 |

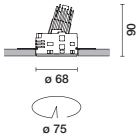


| light source | W* | lm | optic | code colour |
|---|---|---|---|---|
| LED new | **Minimal installation - Super Comfort double-adjustability** | | | |
| | 2700K - CRI 90 | | | |
| | **7,3 W** | **570** | **15°** | **P378** 01-04 10-14-E8-E6 |
| | **7,3 W** | **570** | **25°** | **P379** 01-04 10-14-E8-E6 |
| | **7,3 W** | **570** | **40°** | **P380** 01-04 10-14-E8-E6 |
| | 3000K - CRI 90 | | | |
| | **7,3 W** | **600** | **15°** | **P381** 01-04 10-14-E8-E6 |
| | **7,3 W** | **600** | **25°** | **P382** 01-04 10-14-E8-E6 |
| | **7,3 W** | **600** | **40°** | **P383** 01-04 10-14-E8-E6 |



Technical data may change with technological evolution.
For updated data please refer to our on-line catalogue.

# New Laser adjustable

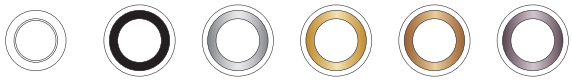

01 WHITE | 47 WHITE/BLACK | E4 WHITE/ CHROME | 41 WHITE/GOLD | E9 WHITE/ SATIN GOLD | E7 WHITE/CHROME BURNISHED

new
Available for order
Warm dimming version: available for order from second quarter

## ø 75

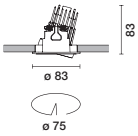


| light source | W | lm | optic | code colour |
|---|---|---|---|---|
| LED new | **Frame installation - adjustable ±30°** | | | |
| | 2700K - CRI 90 | | | |
| | **10W** | **1050** | **15°** | **P354** 01-47 E4-41-E9-E7 |
| | **10W** | **1050** | **25°** | **P355** 01-47 E4-41-E9-E7 |
| | **10W** | **1050** | **42°** | **P356** 01-47 E4-41-E9-E7 |
| | 3000K - CRI 90 | | | |
| | **10W** | **1100** | **15°** | **P357** 01-47 E4-41-E9-E7 |
| | **10W** | **1100** | **25°** | **P358** 01-47 E4-41-E9-E7 |
| | **10W** | **1100** | **42°** | **P359** 01-47 E4-41-E9-E7 |
| | Warm dimming 1800K÷2700K - CRI 90 | | | |
| | **10W** | **650** | **15°** | **P360** 01-47 E4-41-E9-E7 |
| | **10W** | **650** | **25°** | **P361** 01-47 E4-41-E9-E7 |
| | **10W** | **650** | **40°** | **P362** 01-47 E4-41-E9-E7 |

The power supply with code **MY19** must be ordered separately for Warm dimming versions.

Finish 47 is supplied with anti-glare ring

## accessories

| | 59 code | 59 colour | 75 code | 75 colour |
|---|---|---|---|---|
| Refractor for elliptical distribution | **MY13** | 24 | **MY24** | 24 |
| Diffusing glass | **MY12** | 65 | **MY23** | 65 |
| Coloured filters | **MY14** | 05-06-16 | **MY25** | 05-06-16 |
| Louvre | **MY11** | 04 | **MY22** | 04 |
| Internal anti-glare ring | **MY16** | 04 for adjustable versions ±30 | **MY27** | 04 for adjustable versions ±30 |

Refer to the table and to the instruction sheet for information on installation and combination of accessories.

## components

| | code | colour |
|---|---|---|
| On-Off electronic power supply - 15W | **MY10** | 00 for ø 59 for ø 75 double-adjustability |
| | **MY37** | 00 for ø 75 adjustable ±30° |
| 1-10V dimmable electronic power supply - 14,5W | **MY07** | 00 for ø 59 for ø 75 double-adjustability |
| 1-10V dimmable electronic power supply - 16W | **MY18** | 00 for ø 75 adjustable ±30° |
| DALI electronic power supply - 12W | **MY08** | 00 for ø 59 for ø 75 double-adjustability |
| DALI electronic power supply - 20W | **MY19** | 00 for ø 75 adjustable ±30° |
| TRIAC dimmable electronic power supply - 10W | **MY09** | 00 for ø 59 for ø 75 double-adjustability |
| TRIAC dimmable electronic power supply - 12W | **MY20** | 00 for ø 75 adjustable ±30° |
| Emergency kit | **MY36*** | 00 for ø 59 |
| | **MY21*** | 00 for ø 75 |

* Available for order from third quarter

# New Laser Wall Washer



## Features

IP20/IP43

- Recessed installation in false ceilings with 12.5 to 25 mm thickness for Minimal versions (without perimeter rim) or from 1 to 25 mm thickness for Frame versions (with rim) using steel wire springs.
- Die-cast aluminium frame and heat sink.
- Metallized thermoplastic reflector with anti-scratch protection treatment.
- Optical system specifically designed to ensure an efficient wall washer distribution on the wall.
- Available with dimmable control gear.
- The minimum sizes of the installation compartment are displayed in the instructions sheet available on the online catalogue.
- IP20
- IP43 for visible body of fitting after installation.

HIGH CRI

## Optics and lamps



**WW** - Wall Washer

| | |
|---|---|
| LED | 10W |

## LED

- **LED C.o.B.**
- Colour stability **Mac Adam <3**
- Life 50000 h **L80 B10**
- Color temperature:
  Neutral white **4000K**
  Warm white **3000K**
  Warm white **2700K**
  Warm dimming **1800K÷2700K**

## Energy saving

| lumen lm | LED | QR CBC 51 | |
|---|---|---|---|
| **1100** | 10W | 50W | 80% |

(3000K) LED energy saving compared with conventional lamps

# New Laser Wall Washer

| 01 | 04 | 10 | 14 | E8 | E6 | 47 | E4 | 41 | E9 | E7 |
|---|---|---|---|---|---|---|---|---|---|---|
| WHITE | BLACK | CHROME | GOLD | SATIN GOLD | CHROME BURNISHED | WHITE/BLACK | WHITE/ CHROME | WHITE/GOLD | WHITE/ SATIN GOLD | WHITE/CHROME BURNISHED |

## Correct installation

Please refer to the instructions sheet for the best layout of the fixtures in order to guarantee uniform wall lighting.

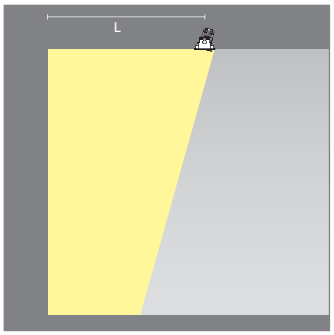





## ø 75

new
Available for order
Warm dimming version: available for order from second quarter

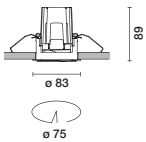


| light source | W | lm | code | colour |
|---|---|---|---|---|
| LED new | **Frame installation** | | | |
| | 2700K - CRI 90 | | | |
| | **10 W** | **1050** | **P369** | 01-47 E4-41-E9-E7 |
| | 3000K - CRI 90 | | | |
| | **10 W** | **1100** | **P370** | 01-47 E4-41-E9-E7 |
| | Warm dimming 1800K÷2700K - CRI 90 | | | |
| | **10 W** | **650** | **P371** | 01-47 E4-41-E9-E7 |

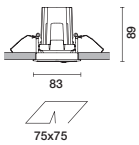


| light source | W | lm | code | colour |
|---|---|---|---|---|
| LED new | **Frame installation** | | | |
| | 2700K - CRI 90 | | | |
| | **10 W** | **1050** | **P391** | 01-47 E4-41-E9-E7 |
| | 3000K - CRI 90 | | | |
| | **10 W** | **1100** | **P392** | 01-47 E4-41-E9-E7 |

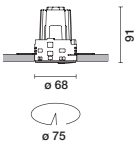


| light source | W | lm | code | colour |
|---|---|---|---|---|
| LED new | **Minimal installation** | | | |
| | 2700K - CRI 90 | | | |
| | **10 W** | **1050** | **P384** | 01-04 10-14-E8-E6 |
| | 3000K - CRI 90 | | | |
| | **10 W** | **1100** | **P385** | 01-04 10-14-E8-E6 |
| | Warm dimming 1800K÷2700K - CRI 90 | | | |
| | **10 W** | **650** | **P386** | 01-04 10-14-E8-E6 |

The power supply with code **MY19** must be ordered separately for Warm dimming versions.

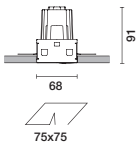


| light source | W | lm | code | colour |
|---|---|---|---|---|
| LED new | **Minimal installation** | | | |
| | 2700K - CRI 90 | | | |
| | **10 W** | **1050** | **P397** | 01-04 10-14-E8-E6 |
| | 3000K - CRI 90 | | | |
| | **10 W** | **1100** | **P398** | 01-04 10-14-E8-E6 |

## components

| | code | colour |
|---|---|---|
| On-Off electronic power supply - 15W | **MY37** | 00 |
| 1-10V dimmable electronic power supply - 16W | **MY18** | 00 |
| DALI electronic power supply - 20W | **MY19** | 00 |
| TRIAC dimmable electronic power supply - 12W | **MY20** | 00 |
| Emergency kit | **MY21** | 00 |

Technical data may change with technological evolution.
For updated data please refer to our on-line catalogue.

pinterest.com/iguzzini

# Laser Pinhole

**Laser Pinhole**
Round Version

Fixed optic

Adjustable optic

Wall Washer optic

**Laser Pinhole**
Square Version

Fixed optic

Adjustable optic

Wall Washer optic

ø 75

⧄ 78

ø 125

**Laser Pinhole**
multiple square version

Adjustable optic

Wall Washer optic

158x78

Lotte Hotel - Hanoi, Vietnam

Architectural project (Internal): Wilsons Associates
Lighting project: Project Lighting Design Pte Ltd
Photo: Mr Sam Nugroho

The dimensions ø ⧄ relate to the hole recessed

# Laser Pinhole

## Features

IP20/IP23

- Recessed installation in false ceilings with 1 to 20 mm thickness.
- Die-cast aluminium body, thermoplastic material.
- ø 75 mm version available with fixed, adjustable or wall washer optic, single or double optical assembly.
- ø 125 mm version available with adjustable optic, one optical assembly.
- Adjustable versions can rotate by 355° around the vertical axis and by 30° internally with respect to the horizontal plane.
- Passive heat dissipation.
- The minimum sizes of the installation compartment are displayed in the instructions sheet available on the online catalogue.
- IP20
- IP40 for visible body of fitting after installation.

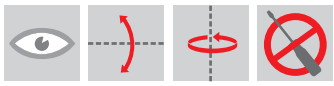

Light beam direction indicator

Optic orientation device

Lamp adjustment

## Optics and lamps

**S** - Spot
α 9°-14-15°

**M** - Medium
α 16°-19°-21°

**F** - Flood
α 30°-32°

**WF** - Wide-Flood
α 40°-43°

**WW** - Wall Washer

| | | |
|---|---|---|
| | LED | 6 - 10 - 14W |
| | | 22 - 30 - 37W |
| | **QR-CBC 51** | 35 - 50W |

## LED

- **LED C.o.B.**
- Colour stability
  **Mac Adam <3**
- Life
  50000 h **L80 B10**
- Color temperature:
  Warm white **3000K**
  Warm white **2700K**

## Energy saving

| lumen<br>lm | LED | QR CBC 51 | | HIT-CE | |
|---|---|---|---|---|---|
| **1000** | 10W | 50W | 80% | - | - |
| **2000** | 22W | 2x50W | 78% | - | - |
| **3000** | 30W | 3x50W | 80% | 35W | 14% |

(3000K) LED energy saving compared with conventional lamps

# Laser Pinhole

01
WHITE

## ø 75

new
Available for order from first quarter

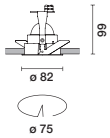


| light source | W | lm | optic | code colour |
|---|---|---|---|---|
| LED new Fixed | | | | |
| 2700K - CRI 90 | | | | |
| | 6 W | 500 | 9° | **P710** 01 |
| | 10 W | 1000 | 19° | **P411** 01 |
| | 10 W | 1000 | 30° | **P412** 01 |
| 3000K - CRI 90 | | | | |
| | 6 W | 500 | 9° | **P711** 01 |
| | 10 W | 1000 | 19° | **P413** 01 |
| | 10 W | 1000 | 30° | **P414** 01 |
| QR CBC 51 (GU5,3) Fixed | | | | |
| | 35 W 12 V | | | **M247** 01 |
| | * 50 W 12 V | | | |

* Installation of accessories is not possible

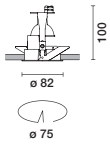


| | | | | |
|---|---|---|---|---|
| LED new Adjustable | | | | |
| 2700K - CRI 90 | | | | |
| | 6 W | 500 | 9° | **P712** 01 |
| | 10 W | 1000 | 19° | **P415** 01 |
| | 10 W | 1000 | 30° | **P416** 01 |
| 3000K - CRI 90 | | | | |
| | 6 W | 500 | 9° | **P713** 01 |
| | 10 W | 1000 | 19° | **P417** 01 |
| | 10 W | 1000 | 30° | **P418** 01 |
| QR CBC 51 (GU5,3) Adjustable | | | | |
| | 35 W 12 V | | | **M248** 01 |
| | 50 W 12 V | | | |

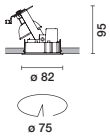


| | | | | |
|---|---|---|---|---|
| LED new Wall washer | | | | |
| 2700K - CRI 90 | | | | |
| | 10 W | 1000 | WW | **P419** 01 |
| 3000K - CRI 90 | | | | |
| | 10 W | 1000 | WW | **P420** 01 |
| QR CBC 51 (GU5,3) Wall washer | | | | |
| | 50 W 12 V | | | **MB64** 01 |

Installation of accessories is not possible

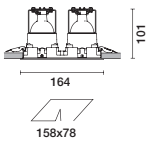


| | | | | |
|---|---|---|---|---|
| LED new Adjustable | | | | |
| 2700K - CRI 90 | | | | |
| | 2x6 W | 450 | 9° | **P718** 01 |
| | 2x10 W | 1000 | 19° | **P431** 01 |
| | 2x10 W | 1000 | 30° | **P432** 01 |
| 3000K - CRI 90 | | | | |
| | 2x6 W | 500 | 9° | **P719** 01 |
| | 2x10 W | 1000 | 19° | **P433** 01 |
| | 2x10 W | 1000 | 30° | **P434** 01 |
| QR CBC 51 (GU5,3) Adjustable | | | | |
| | 2x50 W 12 V | | | **ML96** 01 |

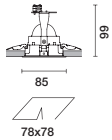


| light source | W | | optic | code colour |
|---|---|---|---|---|
| LED new Fixed | | | | |
| 2700K - CRI 90 | | | | |
| | 6 W | 450 | 9° | **P714** 01 |
| | 10 W | 1000 | 19° | **P421** 01 |
| | 10 W | 1000 | 30° | **P422** 01 |
| 3000K - CRI 90 | | | | |
| | 6 W | 500 | 9° | **P715** 01 |
| | 10 W | 1000 | 19° | **P423** 01 |
| | 10 W | 1000 | 30° | **P424** 01 |
| QR CBC 51 (GU5,3) Fixed | | | | |
| | 35 W 12 V | | | **MB07** 01 |
| | * 50 W 12 V | | | |

* Installation of accessories is not possible

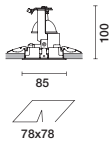


| | | | | |
|---|---|---|---|---|
| LED new Adjustable | | | | |
| 2700K - CRI 90 | | | | |
| | 6 W | 450 | 9° | **P716** 01 |
| | 10 W | 1000 | 15° | **P425** 01 |
| | 10 W | 1000 | 30° | **P426** 01 |
| 3000K - CRI 90 | | | | |
| | 6 W | 500 | 9° | **P717** 01 |
| | 10 W | 1000 | 15° | **P427** 01 |
| | 10 W | 1000 | 30° | **P428** 01 |
| QR CBC 51 (GU5,3) Adjustable | | | | |
| | 35 W 12 V | | | **MB08** 01 |
| | 50 W 12 V | | | |

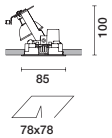


| | | | | |
|---|---|---|---|---|
| LED new Wall washer | | | | |
| 2700K - CRI 90 | | | | |
| | 10 W | 1000 | WW | **P429** 01 |
| 3000K - CRI 90 | | | | |
| | 10 W | 1000 | WW | **P430** 01 |
| QR CBC 51 (GU5,3) Wall washer | | | | |
| | 50 W 12 V | | | **MB65** 01 |

Installation of accessories is not possible

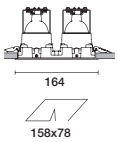


| | | |
|---|---|---|
| LED new Wall washer | | |
| 2700K - CRI 90 | | |
| | 2x10 W 1000 | **P435** 01 |
| 3000K - CRI 90 | | |
| | 2x10 W 1000 | **P436** 01 |
| QR CBC 51 (GU5,3) Wall washer | | |
| | 2x50 W 12 V | **ML97** 01 |

Installation of accessories is not possible

# Laser Pinhole

01
WHITE

## ø 125

new
Available for order from first quarter

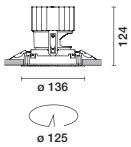


| light source | W | lm | optic | code | colour |
|---|---|---|---|---|---|
| LED new | Adjustable<br>Complete with power supply | | | | |
| | 2700K - CRI 90 | | | | |
| | 14 W | 950 | 9,5° | * P439 | 01 |
| | 22 W | 1900 | 14° | P440 | 01 |
| | 22 W | 1900 | 32° | P441 | 01 |
| | 30 W | 2800 | 16° | P451 | 01 |
| | 30 W | 2800 | 21° | P452 | 01 |
| | 30 W | 2800 | 40° | P453 | 01 |
| | 37 W | 3850 | 30° | P463 | 01 |
| | 37 W | 3850 | 43° | P464 | 01 |
| | 3000K - CRI 90 | | | | |
| | 14 W | 1000 | 9,5° | * P445 | 01 |
| | 22 W | 2000 | 14° | P446 | 01 |
| | 22 W | 2000 | 32° | P447 | 01 |
| | 30 W | 3000 | 16° | P457 | 01 |
| | 30 W | 3000 | 21° | P458 | 01 |
| | 30 W | 3000 | 40° | P459 | 01 |
| | 37 W | 4000 | 30° | P467 | 01 |
| | 37 W | 4000 | 43° | P468 | 01 |
| | 2700K - CRI 90 - DALI | | | | |
| | 14 W | 950 | 9,5° | * P442 | 01 |
| | 22 W | 1900 | 14° | P443 | 01 |
| | 22 W | 1900 | 32° | P444 | 01 |
| | 30 W | 2800 | 16° | P454 | 01 |
| | 30 W | 2800 | 21° | P455 | 01 |
| | 30 W | 2800 | 40° | P456 | 01 |
| | 37 W | 3850 | 30° | P465 | 01 |
| | 37 W | 3850 | 43° | P466 | 01 |
| | 3000K - CRI 90 - DALI | | | | |
| | 14 W | 1000 | 9,5° | * P448 | 01 |
| | 22 W | 2000 | 14° | P449 | 01 |
| | 22 W | 2000 | 32° | P450 | 01 |
| | 30 W | 3000 | 16° | P460 | 01 |
| | 30 W | 3000 | 21° | P461 | 01 |
| | 30 W | 3000 | 40° | P462 | 01 |
| | 37 W | 4000 | 30° | P469 | 01 |
| | 37 W | 4000 | 43° | P470 | 01 |

* h=104 mm

Class of Insulation II

| accessories and components | 75 code | 75 colour | 125 code | 125 colour |
|---|---|---|---|---|
| Refractor for elliptical distribution | MW77 | 24 | 1191 | 24 |
| Safety glass | MW78 | 24 | 4491 | 24 |
| Diffusing glass | MW78 | 65 | 4491 | 65 |
| "Soft Lens" filter | MWN6 | 24 | MY46 | 24 |
| Louvre | MW79 | 04 | MY38 | 04 |
| On-Off electronic power supply | MY37 | 00 | --- | --- |
| 1-10V dimmable electronic power supply | MY18 | 00 | --- | --- |
| DALI electronic power supply | MY19 | 00 | --- | --- |
| TRIAC dimmable electronic power supply | MY20 | 00 | --- | --- |
| Emergency kit | MY21 | 00<br>in combination with power supply MY37 | --- | --- |
| Electronic safety transformer | | | | |
| 10-60W 230/12V St | 5581 | 00 | --- | --- |
| 35-105W 230/12V St | 5583 | 00 | --- | --- |
| Electronic safety transformer | | | | |
| 50-200W 230/12V St | 5586 | 00 | --- | --- |
| 20-60W 230/12V St | 5584 | 00 | --- | --- |
| 50-105W 230/12V St | 5585 | 00 | --- | --- |

Technical data may change with technological evolution.
For updated data please refer to our on-line catalogue.

Hotel Böttcherhof - Germany, Germany
Architectural project: Architekten WWP,
Gastroprojekt Thomas Hinsche GmbH
Interior designer (SPA): Maria Böhmer-Schmidt
Photo: Michaela Plambeck

pinterest.com/iguzzini

# Deep Laser

## Features

IP20/IP23/IP65

- Recessed installation in false ceilings with 12,5 mm thickness for Minimal versions (without perimeter rim) or from 1 to 25 mm thickness for Frame versions (with rim) using torsion springs.
- Die-cast aluminium body and heat sink.
- Metallised thermoplastic reflectors.
- LED optics in thermoplastic material for spot and medium openings.
- Versions available with electronic control gear, emergency with inverter.
- High visual comfort.
- Installation without tools.
- The minimum sizes of the installation compartment are displayed in the instructions sheet available on the online catalogue.
- IP20
- IP23 for visible body of fitting after installation.

Total safety with spring fixing system

Version with adjustable optic

## Optics and lamps

**S** - Spot
α 12°-14°

**M** - Medium
α 24°

**F** - Flood
α 34°

**E** - Elliptical

| | | |
|---|---|---|
| | LED | 1,6 - 3 - 9,3W |
| | **QR-CBC 51** | 50W |

## LED

- **LED Single Chip**
- Colour stability
  **Mac Adam <3**
- Life
  50000 h **L80 B20**
- Color temperature:
  Neutral white **4000K**
  Warm white **3000K**

## Energy saving

| lumen<br>lm | LED | QR CBC 51 | |
|---|---|---|---|
| **639** | 9,3W | 20W | 54% |

(3000K) LED energy saving compared with conventional lamps

# Deep Laser

01
WHITE

The accessories allow the features of the lighting produced by the single luminaire to be altered, for highly professional lighting effects.
The combination of filters allows the lamp color features to be changed, to make the most of the objects lit or the space.

Refractor for
elliptical distribution

Coloured
filters

Reflector with
soft lens filter
for fixed optic

Reflector
for fixed optic

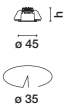


| light source | W | lm | h | optic | code colour |
|---|---|---|---|---|---|
| LED | **Frame installation** | | | | |
| | 4000K - CRI 75 | | | | |
| | **1,6 W** | **106** | **32** | **12°** | **M934** 01 |
| | **1,6 W** | **106** | **32** | **34°** | **M935** 01 |
| | 3000K - CRI 85 | | | | |
| | **1,6 W** | **106** | **32** | **12°** | **M936** 01 |
| | **1,6 W** | **106** | **32** | **34°** | **M937** 01 |

ENEC 15 approved products
Class of Insulation III

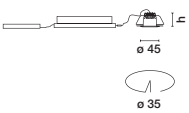


| light source | W | lm | h | optic | code colour |
|---|---|---|---|---|---|
| LED | **Frame installation** | | | | |
| | 6000K | | | | |
| | Complete with power supply with inverter | | | | |
| | **3 W** | **90** | **34** | **140°** | **M938** 01 |
| | **3 W** | **90** | **34** | **44°/125°** | ***MA73** 01 |

3-hour emergency autonomy
* Elliptical optic

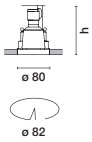


| light source | W | lm | h | optic | code colour |
|---|---|---|---|---|---|
| LED | **Minimal installation** | | | | |
| | Complete with power supply | | | | |
| | 4000K - CRI 75 | | | | |
| | **9,3 W** | **639** | **107** | **14°** | **M942** 01 |
| | **9,3 W** | **639** | **107** | **24°** | **M943** 01 |
| | 3000K - CRI 85 | | | | |
| | **9,3 W** | **639** | **107** | **14°** | **M944** 01 |
| | **9,3 W** | **639** | **107** | **24°** | **M945** 01 |
| | ENEC 15 approved products | | | | |
| **QR CBC 51** (GU5,3) | **50 W 12 V** | | | | **M939** 01 |
| | Adjustable optic | | | | |
| | **50 W 12 V max 36°** | **127** | | | **M948** 01 |
| | Class of Insulation III | | | | |

# Deep Laser

01
WHITE

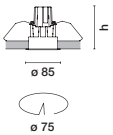


| light source | W | lm | h | optic | code colour |
|---|---|---|---|---|---|
| LED | **Frame installation** | | | | |
| | Complete with power supply | | | | |
| | 4000K - CRI 75 | | | | |
| | **9,3 W** | **639** | **105** | **14°** | **M954** 01 |
| | **9,3 W** | **639** | **105** | **24°** | **M955** 01 |
| | **9,3 W** | **639** | **105** | **14°** | ***MA39** 01 |
| | **9,3 W** | **639** | **105** | **24°** | ***MA40** 01 |
| | 3000K - CRI 85 | | | | |
| | **9,3 W** | **639** | **105** | **14°** | **M956** 01 |
| | **9,3 W** | **639** | **105** | **24°** | **M957** 01 |
| | **9,3 W** | **639** | **105** | **14°** | ***MA41** 01 |
| | **9,3 W** | **639** | **105** | **24°** | ***MA42** 01 |
| | ENEC 15 approved products<br>* IP65 | | | | |
| **QR CBC 51**<br>(GU5,3) | **50 W 12 V** | | **125** | | **M951** 01 |
| | Adjustable optic | | | | |
| | **50 W 12 V**<br>**max 36°** | | **125** | | **M960** 01 |
| | Class of Insulation I | | | | |

## accessories

| | | code | colour | code | colour |
|---|---|---|---|---|---|
| | | | | 35 | | 82<br>75 | |
| | Refractor for elliptical distribution | **---** | --- | **8673** | 24<br>for QR CBC 51 |
| | Coloured filters | **---** | --- | **8658** | 05-06-09<br>24<br>65<br>for QR CBC 51 |
| | Reflector with soft lens filter IP44 for fixed optic | **---** | --- | **MWL3** | 12-14 |
| | Reflector for fixed optic | **---** | --- | **MWL9** | 12-14 |

## components

| | | | | | code | colour |
|---|---|---|---|---|---|---|
| | Electronic power 20 W - IP20<br>$V_{IN}$=110-240Vac<br>$V_{OUT\ MAX}$=42Vdc<br>$I_{OUT}$=500mA | | | | **BZA0** | 00<br>for M934-M935-M936-M937 |
| | Electronic safety transformer | | | | | |
| | 10-60 W | 230/12 V | St | | **5581** | 00 |
| | 35-105 W | 230/12 V | St | | **5583** | 00 |
| | Electronic safety transformer | | | | | |
| | 50-200 W | 230/12 V | St | | **5586** | 00 |
| | 20-60 W | 230/12 V | St | | **5584** | 00 |
| | 50-105 W | 230/12 V | St | | **5585** | 00 |



Technical data may change with technological evolution.
For updated data please refer to our on-line catalogue.

# Deep Laser

01
WHITE

45 h
35x35

| light source | W | lm | h | optic | code colour |
|---|---|---|---|---|---|
| LED | **Frame installation** | | | | |
| | 4000K - CRI 75 | | | | |
| | **1,6 W** | **106** | **32** | **12°** | **M987** 01 |
| | **1,6 W** | **106** | **32** | **34°** | **M988** 01 |
| | 3000K - CRI 85 | | | | |
| | **1,6 W** | **106** | **32** | **12°** | **M989** 01 |
| | **1,6 W** | **106** | **32** | **34°** | **M990** 01 |
| | ENEC 15 approved products<br>Class of Insulation III | | | | |

80 h
82x82

| light source | W | lm | h | optic | code colour |
|---|---|---|---|---|---|
| LED | **Minimal installation** | | | | |
| | Complete with power supply | | | | |
| | 4000K - CRI 75 | | | | |
| | **9,3 W** | **639** | **107** | **14°** | **M994** 01 |
| | **9,3 W** | **639** | **107** | **24°** | **M995** 01 |
| | 3000K - CRI 85 | | | | |
| | **9,3 W** | **639** | **107** | **14°** | **M996** 01 |
| | **9,3 W** | **639** | **107** | **24°** | **M997** 01 |
| | ENEC 15 approved products | | | | |
| **QR CBC 51** (GU5,3) | **50 W 12 V** | | **127** | | **M991** 01 |
| | Adjustable optic | | | | |
| | **50 W 12 V max 36°** | | **127** | | **MA00** 01 |
| | Class of Insulation III | | | | |

85 h
75x75

| light source | W | lm | h | optic | code colour |
|---|---|---|---|---|---|
| LED | **Frame installation** | | | | |
| | Complete with power supply | | | | |
| | 4000K - CRI 75 | | | | |
| | **9,3 W** | **639** | **105** | **14°** | ***MA06** 01 |
| | **9,3 W** | **639** | **105** | **24°** | ***MA07** 01 |
| | **9,3 W** | **639** | **105** | **14°** | ****MA45** 01 |
| | **9,3 W** | **639** | **105** | **24°** | ****MA46** 01 |
| | 3000K - CRI 85 | | | | |
| | **9,3 W** | **639** | **105** | **14°** | ***MA08** 01 |
| | **9,3 W** | **639** | **105** | **24°** | ***MA09** 01 |
| | **9,3 W** | **639** | **105** | **14°** | ****MA47** 01 |
| | **9,3 W** | **639** | **105** | **24°** | ****MA48** 01 |
| | * ENEC 15 approved products<br>** IP65 | | | | |
| **QR CBC 51** (GU5,3) | **50 W 12 V** | | **125** | | **MA03** 01 |
| | Adjustable optic | | | | |
| | **50 W 12 V max 36°** | | **125** | | **MA12** 01 |
| | Class of Insulation III | | | | |

## accessories

| | 35x35 code | 35x35 colour | 82x82 75x75 code | 82x82 75x75 colour |
|---|---|---|---|---|
| Refractor for elliptical distribution | --- | --- | **8673** for QR CBC 51 | 24 |
| Coloured filters | --- | --- | **8658** for QR CBC 51 | 05-06-09<br>24<br>65 |
| Reflector with soft lens filter IP44 for fixed optic | --- | --- | **MWL5*** | 12-14 |
| Reflector for fixed optic | --- | --- | **MWM1*** | 12-14 |

* Each accessory code applies to a single optical compartment.

## components

| | | | | code | colour |
|---|---|---|---|---|---|
| Electronic power supply 20 W - IP20<br>$V_{IN}$=110-240Vac<br>$V_{OUT\ MAX}$=42Vdc<br>$I_{OUT}$=500mA | | | | **BZA0** for M934-M935-M936 M937-M987-M988 M989-M990 | 00 |
| Electronic safety transformer | | | | | |
| 10-60 W | 230/12 V | St | | **5581** | 00 |
| 35-105 W | 230/12 V | St | | **5583** | 00 |
| Electronic safety transformer | | | | | |
| 50-200 W | 230/12 V | St | | **5586** | 00 |
| 20-60 W | 230/12 V | St | | **5584** | 00 |
| 50-105 W | 230/12 V | St | | **5585** | 00 |

# Express Evo

design Jean Michel Wilmotte

## Features

IP20/IP23

- Recessed installation in false ceilings with 1 to 30 mm thickness using torsion springs.
- Die-cast aluminium body and thermoplastic material.
- 65° internal adjustability, 355° rotation around the vertical axis, with mechanical aiming lock.
- Versions with medium and large body are provided with mechanical locking mechanisms for rotation around vertical and horizontal planes.
- LED optics with plastic lenses for Spot, Medium and Flood light beams.
- LED versions available with RGB dynamic colour change, compatible with light management systems.
- Installation without tools.
- The minimum sizes of the installation compartment are displayed in the instructions sheet available on the online catalogue.
- IP20
- IP23 for visible body of fitting after installation.

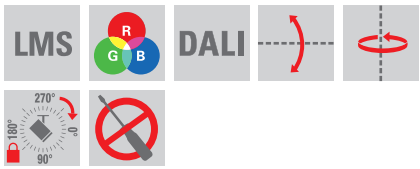




Set back lamp

Locking mechanism on the vertical axis and on the horizontal plane

## Optics and lamps

**SS** - Superspot
α 6°

**S** - Spot
α 12°

**M** - Medium
α 16°-20°-22°

**F** - Flood
α 28°-34°-36°-38°

**WF** - Wide-Flood
α 50°-54°

**E** - Elliptical*

| | |
|---|---|
| LED | 1,8 - 5,5 - 19 - 25W |
| | 26 - 30 - 32 - 35W |
| LED RGB | 6W |

* Elliptical optic is obtained by installing the respective accessories.

## LED

- **LED Single Chip**
- Colour stability **Mac Adam <3**
- Life 50000 h **L80 B10**
- Color temperature: Neutral white **4000K** Warm white **3000K**

## Energy saving

| lumen lm | LED | QT 9 | ENERGY SAVING | QR CBC 51 | ENERGY SAVING |
|---|---|---|---|---|---|
| **410** | 5,5W | 20W | 73% | - | - |
| **2100** | 19W | - | - | 2x50W | 81% |
| **3200** | 32W | - | - | 3x50W | 79% |

(3000K) LED energy saving compared with conventional lamps

# Express Evo

01 WHITE
15 GREY

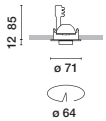


| light source | W | lm | optic | code colour |
|---|---|---|---|---|
| LED | 4000K - CRI 80 | | | |
| | 1,8 W | 150 | 12° | **MS41** 01-15 |
| | 1,8 W | 150 | 34° | **MS43** 01-15 |
| | 3000K - CRI 80 | | | |
| | 1,8 W | 140 | 12° | **MS42** 01-15 |
| | 1,8 W | 140 | 34° | **MS44** 01-15 |

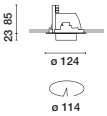


| light source | W | lm | optic | code colour |
|---|---|---|---|---|
| LED | 4000K - CRI 80 | | | |
| | 5,5 W | 440 | 6° | **MS45** 01-15 |
| | 5,5 W | 440 | 22° | **MS47** 01-15 |
| | 3000K - CRI 80 | | | |
| | 5,5 W | 410 | 6° | **MS46** 01-15 |
| | 5,5 W | 410 | 22° | **MS48** 01-15 |
| | RGB - DALI | | | |
| | 6 W | 230 | 28° | **MS49** 01-15 |

ENEC 15 approved products
DALI versions occupy 3 addresses

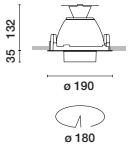


| light source | W | lm | optic | code colour |
|---|---|---|---|---|
| LED | Complete with DALI power supply | | | |
| | 4000K - CRI 80 | | | |
| | 19 W | 2200 | 16° | **MK92** 01-15 |
| | 19 W | 2200 | 22° | **MK93** 01-15 |
| | 19 W | 2200 | 38° | **MR99** 01-15 |
| | 19 W | 2200 | 54° | **MS00** 01-15 |
| | 3000K - CRI 80 | | | |
| | 19 W | 2100 | 16° | **MS05** 01-15 |
| | 19 W | 2100 | 22° | **MS06** 01-15 |
| | 19 W | 2100 | 38° | **MS07** 01-15 |
| | 19 W | 2100 | 54° | **MS08** 01-15 |
| | 3000K - CRI 90 | | | |
| | 19 W | 1750 | 16° | **MS13** 01-15 |
| | 19 W | 1750 | 22° | **MS14** 01-15 |
| | 19 W | 1750 | 38° | **MS15** 01-15 |
| | 19 W | 1750 | 54° | **MS16** 01-15 |

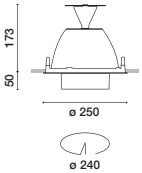


| light source | W | lm | optic | code colour |
|---|---|---|---|---|
| LED | Complete with DALI power supply | | | |
| | 4000K - CRI 80 | | | |
| | 30 W | 3200 | 12° | **MS21** 01-15 |
| | 25 W | 3200 | 20° | **MS22** 01-15 |
| | 25 W | 3200 | 36° | **MS23** 01-15 |
| | 25 W | 3200 | 50° | **MS24** 01-15 |
| | 3000K - CRI 80 | | | |
| | 32 W | 3200 | 12° | **MS29** 01-15 |
| | 26 W | 3200 | 20° | **MS30** 01-15 |
| | 26 W | 3200 | 36° | **MS31** 01-15 |
| | 26 W | 3200 | 50° | **MS32** 01-15 |
| | 3000K - CRI 90 | | | |
| | 32 W | 2600 | 12° | **MS37** 01-15 |
| | 35 W | 3300 | 20° | **MS38** 01-15 |
| | 35 W | 3300 | 36° | **MS39** 01-15 |
| | 35 W | 3300 | 50° | **MS40** 01-15 |

Class of Insulation I

Compatible with light management systems
of the iGuzzini range illustrated on page 693.
For the system definition, refer to the instructions

## accessories

| | 64 code | 64 colour | 114 code | 114 colour | 180 code | 180 colour | 240 code | 240 colour |
|---|---|---|---|---|---|---|---|---|
| Refractor for elliptical distribution | --- | --- | **MW32** | 24 | **1191** | 24 | --- | --- |
| Antiglare screen | **6910** | 04 | **6936** | 04 | **MW51** | 04 | **MW52** | 04 |

## components

| | code | colour |
|---|---|---|
| Constant-current LED driver 1,5÷21 W<br>$V_{IN}$=220-240Vac<br>$V_{OUT}$ max=38Vdc<br>$I_{OUT}$=600mA<br>Min 1x(3x2) LED<br>Max 3x(3x2) LED | **6993** | 00 |

| | code | colour |
|---|---|---|
| Driver group for recessed RGB DALI 220-240 Vac<br>- Includes DALI 500/600mA interface and 30 W 28Vdc electronic transformer.<br>- Can connect up to 9 LED RGB<br>- Occupies 3 DALI addresses | **SP07** | 00 |

# Deep Frame - Deep Minimal

Deep Frame

Deep Minimal

## Features

IP20/IP23

- Recessed installation in false ceilings with 12,5 mm thickness for Deep Minimal versions (without perimeter rim) or from 1 to 30 mm thickness for Deep Frame versions (with rim) using torsion springs.
- Die-cast aluminium optical assemblies, metal outer rim, painted sheet steel lamp holder unit.
- Versions with high-performance LEDs with warm white and neutral white monochromatic emission. Complete with DALI power supply.
- Installation without tools.
- The minimum sizes of the installation compartment are displayed in the instructions sheet available on the online catalogue.
- IP20
- IP23 for visible body of fitting after installation.

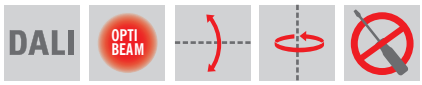

Opti Beam lens
(Superspot optic <5°)

## Range

Deep Frame



Deep Minimal

# Deep Frame - Deep Minimal

## Optical diffusers

By simply installing these refractors you can vary the light cone angle without having to change the luminaire.
**The product without diffuser has a spot optic.**
For more flexible lighting, install different optical diffusers on the same luminaire.

**M** - Medium



**F** - Flood

**E** - Elliptical

## Optics and lamps

**SS** - Superspot
α 5°

**S** - Spot
α 12°-15°

**M** - Medium
α 25°

**F** - Flood
α 36°

**WF** - Wide Flood
α 42°-48°

**E** - Elliptical*

| | | |
|---|---|---|
| | LED | 8,4 - 10 - 25 - 30W |
| | **QR-CBC 51** | 50W |

* Elliptical optic is obtained by installing the respective accessories.

## LED

- **LED C.o.B.**
- Colour stability
  **Mac Adam <3**
- Life
  50000 h **L80 B10**
- Color temperature:
  Neutral white **4000K**
  Warm white **3000K**

## Energy saving

| lumen<br>lm | LED | QR CBC 51 | | HIT-CE | |
|---|---|---|---|---|---|
| **950** | 8,4W | 50W | 83% | - | - |
| **3000** | 25W | 3x50W | 83% | 35W | 29% |

(3000K) LED energy saving compared with conventional lamps

# Deep Frame

01 WHITE

74 GREY/BLACK

new
Available for order from first quarter

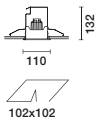


| light source | W | lm | h | optic | code colour |
|---|---|---|---|---|---|
| LED new 3000K - CRI>90 | | | | | |
| | 8,4 W | 950 | | 15° | **P894** 01-74 |
| | 8,4 W | 950 | | 25° | **P895** 01-74 |
| | 8,4 W | 950 | | 42° | **P896** 01-74 |
| 3000K - CRI>90 - DALI | | | | | |
| | 8,4 W | 950 | | 15° | **P897** 01-74 |
| | 8,4 W | 950 | | 25° | **P898** 01-74 |
| | 8,4 W | 950 | | 42° | **P899** 01-74 |
| QR CBC 51 (GU5,3) | 50 W 12 V | | | | **2689** 01-74 |

Class of Insulation III

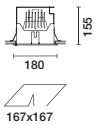


| light source | W | lm | optic | code colour |
|---|---|---|---|---|
| LED new 3000K - CRI>90 | | | | |
| | 10 W | 640 | 5° | **P915** 01-74 |
| | 25 W | 3000 | 12° | **P916** 01-74 |
| | 25 W | 3000 | 36° | **P917** 01-74 |
| | 25 W | 3000 | 48° | **P918** 01-74 |
| 3000K - CRI>90 - DALI | | | | |
| | 10 W | 640 | 5° | **P919** 01-74 |
| | 25 W | 3000 | 12° | **P920** 01-74 |
| | 25 W | 3000 | 36° | **P921** 01-74 |
| | 25 W | 3000 | 48° | **P922** 01-74 |

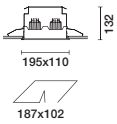


LED new Complete with DALI power supply

| | | | | |
|---|---|---|---|---|
| 3000K - CRI>90 | | | | |
| | 2x8,4 W | 950 | 25° | **P900** 01-74 |
| | 2x8,4 W | 950 | 42° | **P901** 01-74 |
| 3000K - CRI>90 - DALI | | | | |
| | 2x8,4 W | 950 | 25° | **P902** 01-74 |
| | 2x8,4 W | 950 | 42° | **P903** 01-74 |
| QR CBC 51 (GU5,3) | 2x50 W 12 V | | | **2694** 01-74 |

Class of Insulation III

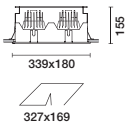


| | | | | |
|---|---|---|---|---|
| LED new 3000K - CRI>90 | | | | |
| | 2x10 W | 640 | 5° | **P923** 01-74 |
| | 2x25 W | 3000 | 36° | **P924** 01-74 |
| | 2x25 W | 3000 | 48° | **P925** 01-74 |
| 3000K - CRI>90 - DALI | | | | |
| | 2x10 W | 640 | 5° | **P926** 01-74 |
| | 2x25 W | 3000 | 36° | **P927** 01-74 |
| | 2x25 W | 3000 | 48° | **P928** 01-74 |

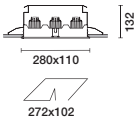


| | | | | | |
|---|---|---|---|---|---|
| LED new 3000K - CRI>90 | | | | | |
| | 3x8,4 W | 950 | | 25° | **P904** 01-74 |
| | 3x8,4 W | 950 | | 42° | **P905** 01-74 |
| 3000K - CRI>90 - DALI | | | | | |
| | 3x8,4 W | 950 | | 25° | **P906** 01-74 |
| | 3x8,4 W | 950 | | 42° | **P907** 01-74 |
| QR CBC 51 (GU5,3) | 3x50 W 12 V | | 142 | | **2950** 01-74 |

h=142 - Class of Insulation III

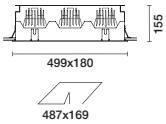


| | | | | | |
|---|---|---|---|---|---|
| LED new 3000K - CRI>90 | | | | | |
| | 3x10 W | 640 | | 5° | **P929** 01-74 |
| | 3x25 W | 3000 | | 36° | **P930** 01-74 |
| | 3x25 W | 3000 | | 48° | **P931** 01-74 |
| 3000K - CRI>90 - DALI | | | | | |
| | 3x10 W | 640 | | 5° | **P932** 01-74 |
| | 3x25 W | 3000 | | 36° | **P933** 01-74 |
| | 3x25 W | 3000 | | 48° | **P934** 01-74 |

## accessories

| | 102x102 187x102 272x102 code | colour | 167x167 327x169 487x169 code | colour |
|---|---|---|---|---|
| Refractor for elliptical distribution | **MY73** | 24 | **9539** | 24 |
| Interchanging reflectors for LED C.o.B. | | | | |
| spot | **MY75** (15°) | 12 | **---** | --- |
| medium | **MY74** (25°) | 12 | **---** | --- |
| flood | **MY78** (42°) | 12 | **MY76** (36°) | 12 |
| wide flood | **---** | --- | **MY77** (48°) | 12 |

## components

| | | | | code | colour |
|---|---|---|---|---|---|
| Electronic safety transformer | | | | | |
| 10-60W | 230/12V | St | | **5581** | 00 |
| 35-105W | 230/12V | St | | **5583** | 00 |
| Electronic safety transformer | | | | | |
| 50-200W | 230/12V | St | | **5586** | 00 |
| 20-60W | 230/12V | St | | **5584** | 00 |
| 50-105W | 230/12V | St | | **5585** | 00 |



Technical data may change with technological evolution.
For updated data please refer to our on-line catalogue.

# Deep Minimal

01
WHITE

04
BLACK

new
Available for order from first quarter

| light source | W | lm | optic | code colour |
|---|---|---|---|---|
| LED new 3000K - CRI>90 - DALI | | | | |
| | 8,4 W | 950 | 15° | **P908** 01-04 |
| | 8,4 W | 950 | 25° | **P909** 01-04 |
| | 8,4 W | 950 | 42° | **P910** 01-04 |
| QR CBC 51 (GU5,3) | 50 W 12 V | | | **2660** 01-04 |

Class of Insulation III

| light source | W | lm | optic | code colour |
|---|---|---|---|---|
| LED new 3000K - CRI>90 - DALI | | | | |
| | 10 W | 600 | 5° | **P935** 01-04 |
| | 30 W | 3000 | 12° | **P936** 01-04 |
| | 30 W | 3000 | 36° | **P937** 01-04 |
| | 30 W | 3000 | 48° | **P938** 01-04 |

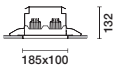

| | | | | |
|---|---|---|---|---|
| LED new 3000K - CRI>90 - DALI | | | | |
| | 2x8,4 W | 950 | 25° | **P911** 01-04 |
| | 2x8,4 W | 950 | 42° | **P912** 01-04 |
| QR CBC 51 (GU5,3) | 2x50 W 12 V | | | **2665** 01-04 |

Class of Insulation III

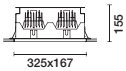

| | | | | |
|---|---|---|---|---|
| LED new 3000K - CRI>90 - DALI | | | | |
| | 2x10 W | 600 | 5° | **P939** 01-04 |
| | 2x30 W | 3000 | 36° | **P940** 01-04 |
| | 2x30 W | 3000 | 48° | **P941** 01-04 |

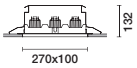

| | | | | |
|---|---|---|---|---|
| LED new 3000K - CRI>90 - DALI | | | | |
| | 3x8,4 W | 950 | 25° | **P913** 01-04 |
| | 3x8,4 W | 950 | 42° | **P914** 01-04 |
| QR CBC 51 (GU5,3) | 3x50 W 12 V | | | **2670** 01-04 |

Class of Insulation III

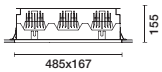

| | | | | |
|---|---|---|---|---|
| LED new 3000K - CRI>90 - DALI | | | | |
| | 3x10 W | 640 | 5° | **P942** 01-04 |
| | 3x30 W | 3000 | 36° | **P943** 01-04 |
| | 3x30 W | 3000 | 48° | **P944** 01-04 |

## accessories

| | 106x106 191x106 276x106 code | colour | 173x173 331x173 491x173 code | colour |
|---|---|---|---|---|
| Refractor for elliptical distribution | **MY73** | 24 | **9539** | 24 |
| Interchanging reflectors for LED C.o.B. | | | | |
| spot | **MY75** (15°) | 12 | **---** | --- |
| medium | **MY74** (25°) | 12 | **---** | --- |
| flood | **MY78** (42°) | 12 | **MY76** (36°) | 12 |
| wide flood | **---** | --- | **MY77** (48°) | 12 |
| Installation system for false ceilings with cross-sections of 15 mm | | | | |
| for version with 1 optical assembly | **2992** | 00 | **2995** | 00 |
| for version with 2 optical assemblies | **2993** | 00 | **2996** | 00 |
| for version with 3 optical assemblies | **2994** | 00 | **2997** | 00 |

## components

| | | | | code | colour |
|---|---|---|---|---|---|
| Electronic safety transformer | | | | | |
| 10-60 W | 230/12V | St | | **5581** | 00 |
| 35-105 W | 230/12V | St | | **5583** | 00 |
| Electronic safety transformer | | | | | |
| 50-200 W | 230/12V | St | | **5586** | 00 |
| 20-60 W | 230/12V | St | | **5584** | 00 |
| 50-105 W | 230/12V | St | | **5585** | 00 |

pinterest.com/iguzzini

# Spotlights

## Spotlights




**170** Palco
**LED**

**174** Palco
Wall Washer
**LED**



**176** Palco
framer
**LED**

**176** Palco
framer
**LED**



**180** Le Perroquet
**LED**




**186** 4Ward
**LED**

**190** Front Light
**LED**



**196** Tecnica
**LED**

**200** Tecnica Pro
**LED**




**204** iShop
**LED**

**206** iSight
**LED**

**210** View
**LED**

**210** View
Wall Washer
**LED**

**217** Cestello
**LED**

**214** Tilt
**LED**

**222** Cerchio

**222** Zoom

## Tracks

**224** Standard
track

**226** Recessed
tracks

**228** Mini Limelight

Shanghai Natural History Museum - Shanghai, China

Architectural project: PERKINS+WILL, Tongji Architectural Design (Group) Co., LTD.
Lighting project KGM International Lighting Design, Shanghai Ultra Spectrum Co., LTD
Photo: Weiru Niu, KGM International Lighting Design

# Spotlights and tracks

OPTI BEAM

**Opti Beam Reflector**
The lenticular surface of the reflectors can improve light distribution without reducing optical performance and therefore luminaire efficiency.
Opti Beam is available with Spot, Medium, Flood and Wide Flood optic.



**Opti Beam Lens**
Two lenses in one, two innovations in one lens*. Superspot high-intensity optic. The light beam is uniform and well-defined, with no chromatic aberration. Maximum visual comfort guaranteed by a spill-ring in internal position to the lens.
*Two Patents Pending

## Coloured filters

The luminaire/coloured filters combination uses colours to emphasise spaces and objects.

## Soft Lens filter

The use of this filter allows for softening the borders of the light cone.
Versions with CRI>80/90 are available.

with filter

without filter

## Warmtone / Coldtone filter

It corrects the colour temperature, making the most of objects that need warm tones.

Product
with Warmtone

Ideal for lighting and showing off cool-coloured objects.

Product
with Coldtone

## IR/UV filter

These filters reduce and control ultraviolet (UV) and infrared (IR) rays.

## Visual comfort

The set back position of the lamps and the optical accessories supplied prevent glare and provide a high level of visual comfort.

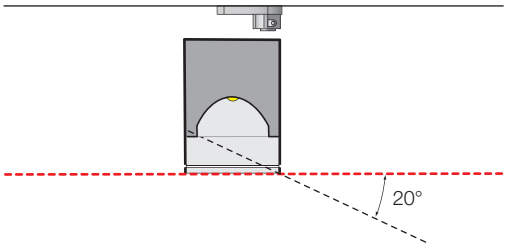

# Spotlights and tracks

## CRI Color Rendering Index

Retail and museum areas need lighting that is carefully crafted and precisely enhances the colours of metals, fabrics or works of art.

**LED CRI 80**
Warm, comfortable light to exalt gold and jewels. Ideal for jewellery shops.

**LED CRI > 90**
The chromatic rendering index makes the artificial light spectrum very similar to daylight.

## DALI protocol

Digital Adressable Lighting Interface
This technology allows both energy saving and the possibility of customised lighting.



## Dimmer

On-board electronic adjustment device for controlling and modulating the intensity of the lamp light flow.

## IGBT

Phase cut-off with sine wave cutting at the trailing edge.

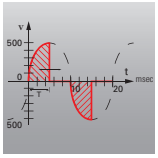


## Focusing

Device for adjusting light beam angle, for precise lighting control.

Used with the Spot optic it allows the beam of light to be focused.

The Flood optic changes the width of the beam of light (HAL and QT12 versions).

## Adjustability

The spot/floodlights can rotate about the vertical axis and be angled relative to the horizontal plane. The degrees vary depending on the luminaire.

## Locking mechanism and graduated scale

This system allows more precise adjustment of the angle of the luminaire, keeping the direction of the beam of light stationary and stable.

# Palco

design Artec3 Studio

## Features

IP20

- Installation on three-phase track and on a ceiling-mounted base.
- Made of die-cast aluminium and thermoplastic material.
- Opti Beam interchanging reflectors with high luminous efficiency and uniform distribution.
- LED versions with high color rendering index.
- High visual comfort.
- Inclination of 90° on horizontal plane and 360° rotation around the vertical axis, with mechanical aiming lock.
- C.o.B LED versions with passive dissipation.
- Complete with safety glass.

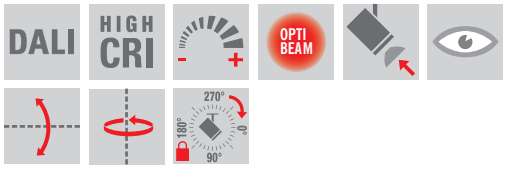

Opti Beam lens
(Superspot optic<8°)

## Optics and lamps

**SS** - Superspot
α 5°-6°-7°

**S** - Spot
α 10°-15°

**M** - Medium
α 16°-18°-20°

**F** - Flood
α 28°-30°-38°

**WF** - Wide Flood
α 42°-45°-48°

**E** - Elliptical*

| | |
|---|---|
| LED | 4 - 6 - 10 - 11 - 16W |
| | 19 - 20 - 25 - 27W |
| | 35 - 41 - 46 - 54W |

* Elliptical optic is obtained by installing the respective accessories.

## LED

- **LED C.o.B.**
- Colour stability
  **Mac Adam <3**
- Life
  50000 h **L80 B10**
- Color temperature:
  Neutral white **4000K**
  Warm white **3000K**

## Energy saving

| lumen lm | LED | QR CBC 51 | | HIT-CE | |
|---|---|---|---|---|---|
| **2000** | 20W | 2x50W | 80% | - | - |
| **5000** | 54W | - | - | 70W | 23% |

(3000K) LED energy saving compared with conventional lamps

# Palco

The accessories allow the features of the lighting produced by the single luminaire to be altered, for highly professional lighting effects. The combination of filters allows the lamp color features to be changed, to make the most of the objects lit or the space. The use of screens eliminates possible glare or stray light, guaranteeing a high level of visual comfort.

Accessory-holder ring

Accessory holder ring

Interchangeable reflectors

Refractor for elliptical distribution **medium**



Refractor for elliptical distribution **wide**

Soft Lens filter

Louvre

Antiglare screen

External accessories installation without tools

Directional flaps



External accessories with rotation up to 360°

# Palco

01 WHITE — 04 BLACK

new
Superspot Opti Beam lens optic: available for order from first quarter

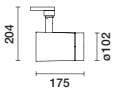


| light source | W | lm | optic | code colour |
|---|---|---|---|---|
| LED new | 4000K - CRI 80 - complete with dimmer | | | |
| | 16 W | 2100 | 15° | **P203** 01-04 |
| | 16 W | 2100 | 20° | **P204** 01-04 |
| | 16 W | 2100 | 38° | **P205** 01-04 |
| | 16 W | 2100 | 45° | **P206** 01-04 |
| | 3000K - CRI 90 - complete with dimmer | | | |
| | 4 W | 360 | 6° | ** **N208** 01-04 |
| • | 6 W | 500 | 7° | * **P604** 01-04 |
| | 20 W | 2000 | 15° | **P207** 01-04 |
| | 20 W | 2000 | 20° | **P208** 01-04 |
| | 20 W | 2000 | 38° | **P209** 01-04 |
| | 20 W | 2000 | 45° | **P210** 01-04 |
| | 4000K - CRI 80 - DALI | | | |
| | 16 W | 2100 | 15° | **P626** 01-04 |
| | 16 W | 2100 | 20° | **P627** 01-04 |
| | 16 W | 2100 | 38° | **P628** 01-04 |
| | 16 W | 2100 | 45° | **P629** 01-04 |
| | 3000K - CRI 90 - DALI | | | |
| | 4 W | 360 | 6° | ** **P945** 01-04 |
| • | 6 W | 500 | 7° | * **P605** 01-04 |
| | 20 W | 2000 | 15° | **P630** 01-04 |
| | 20 W | 2000 | 20° | **P631** 01-04 |
| | 20 W | 2000 | 38° | **P632** 01-04 |
| | 20 W | 2000 | 45° | **P633** 01-04 |

* Opti Beam lens
** CRI 97

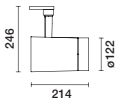


| | | | | |
|---|---|---|---|---|
| LED new | 4000K - CRI 80 - complete with dimmer | | | |
| | 25 W | 3000 | 10° | **MJ90** 01-04 |
| | 25 W | 3000 | 18° | **MJ91** 01-04 |
| | 25 W | 3000 | 28° | **MJ92** 01-04 |
| | 25 W | 3000 | 42° | **MJ93** 01-04 |
| | 3000K - CRI 90 - complete with dimmer | | | |
| | 11 W | 860 | 6° | ** **N210** 01-04 |
| • | 10 W | 800 | 5° | * **P606** 01-04 |
| | 35 W | 2900 | 10° | **MJ98** 01-04 |
| | 35 W | 2900 | 18° | **MJ99** 01-04 |
| | 35 W | 2900 | 28° | **MK00** 01-04 |
| | 35 W | 2900 | 42° | **MK01** 01-04 |
| | 4000K - CRI 80 - DALI | | | |
| | 27 W | 3000 | 10° | **P224** 01-04 |
| | 27 W | 3000 | 18° | **P225** 01-04 |
| | 27 W | 3000 | 28° | **P226** 01-04 |
| | 27 W | 3000 | 42° | **P227** 01-04 |
| | 3000K - CRI 90 - DALI | | | |
| | 11 W | 860 | 6° | ** **P946** 01-04 |
| • | 10 W | 800 | 5° | * **P607** 01-04 |
| | 35 W | 2900 | 10° | **P232** 01-04 |
| | 35 W | 2900 | 18° | **P233** 01-04 |
| | 35 W | 2900 | 28° | **P234** 01-04 |
| | 35 W | 2900 | 42° | **P235** 01-04 |

* Opti Beam lens
** CRI 97

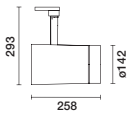


| light source | W | lm | optic | code colour |
|---|---|---|---|---|
| LED | 4000K - CRI 80 | | | |
| | 41 W | 5000 | 16° | **MK18** 01-04 |
| | 41 W | 5000 | 30° | **MK19** 01-04 |
| | 41 W | 5000 | 48° | **MK20** 01-04 |
| | 3000K - CRI 90 | | | |
| | 19 W | 1500 | 6° | * **N212** 01-04 |
| | 54 W | 5000 | 16° | **MK26** 01-04 |
| | 54 W | 5000 | 30° | **MK27** 01-04 |
| | 54 W | 5000 | 48° | **MK28** 01-04 |
| | 4000K - CRI 80 - DALI | | | |
| | 41 W | 5000 | 16° | **P236** 01-04 |
| | 41 W | 5000 | 30° | **P237** 01-04 |
| | 41 W | 5000 | 48° | **P238** 01-04 |
| | 3000K - CRI 90 - DALI | | | |
| | 19 W | 1500 | 6° | * **P947** 01-04 |
| | 46 W | 4500 | 16° | **P242** 01-04 |
| | 46 W | 4500 | 30° | **P243** 01-04 |
| | 46 W | 4500 | 48° | **P244** 01-04 |

* CRI 97



Technical data may change with technological evolution.
For updated data please refer to our on-line catalogue.

# Palco

| accessories | ø102 | | ø122 | | 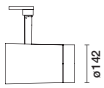 ø142 | |
|---|---|---|---|---|---|---|
| | code | colour | code | colour | code | colour |
| Refractor for elliptical distribution | | | | | | |
| medium | **MXB7** | 24 | **MXB8** | 24 | **MXB9** | 24 |
| wide | **MXC0** | 24 | **MXC1** | 24 | **MXC2** | 24 |
| Refractor for elliptical distribution for Superspot Opti Beam lens optic | **MY34** | 24 | **MY35** | 24 | **---** | --- |
| "Soft Lens" filter | **MXD8** | 24 | **MXD9** | 24 | **MXE0** | 24 |
| Louvre | **MXF0** | 04 | **MXF1** | 04 | **MXF2** | 04 |
| Louvre for Superspot Opti Beam lens optic | **MY90** | 04 | **MY91** | 04 | **---** | --- |
| Antiglare screen | **MXF3** | 04-47 | **MXF4** | 04-47 | **MXF5** | 04-47 |
| Directional flaps | **MXF6** | 04 | **MXF7** | 04 | **MXF8** | 04 |
| Ceiling base | **MXZ2** | 01-04 | **MXZ2** | 01-04 | **---** | --- |
| Recessed base<br>Hole for installation 108 mm | **MXZ3** | 01-04 | **MXZ3** | 01-04 | **---** | --- |
| Cover for adapter IP40 | **MXZ5** | 01-04 | **MXZ5** | 01-04 | **MXZ5** | 01-04 |
| | code (α) | colour | code (α) | colour | code (α) | colour |
| Interchangeable reflectors for LED | | | | | | |
| spot | **MXW5** (15°) | 12 | **MX90** (10°) | 12 | **---** | --- |
| medium | **MXW6** (20°) | 12 | **MX91** (18°) | 12 | **MXA6** (16°) | 12 |
| flood | **MXW7** (38°) | 12 | **MX92** (28°) | 12 | **MXA7** (30°) | 12 |
| wide flood | **MXW8** (45°) | 12 | **MX93** (42°) | 12 | **MXA8** (48°) | 12 |

# **Palco** Wall Washer

design Artec3 Studio

## Features

IP20

- Installation on three-phase track and on a ceiling-mounted base.
- Made of die-cast aluminium and thermoplastic material.
- Inclination of 90° on horizontal plane and 360° rotation around the vertical axis, with mechanical aiming lock.
- Complete with asymmetrical wall-washer screen for a uniform wall washing effect from the top down.
- Reflectors in superpure mirrored aluminium with special faceting that improves the distribution of the light beam (Opti Beam).
- Passive heat dissipation.

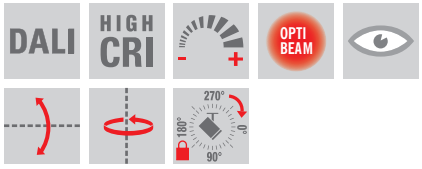


## LED

- **LED C.o.B.**
- Colour stability **Mac Adam <3**
- Life 50000 h **L80 B10**
- Color temperature: Neutral white **4000K** Warm white **3000K**

## Energy saving

| lumen lm | LED | QR CBC 51 | | HIT-CE | |
|---|---|---|---|---|---|
| **2000** | 20W | 2x50W | 80% | - | - |
| **5000** | 54W | - | - | 70W | 23% |

(3000K) LED energy saving compared with conventional lamps

# **Palco** Wall Washer

**01** WHITE  **04** BLACK

## Optic

The innovative wall washer optic **(patented)** has been designed to homogenously light walls without areas of shadow in the space close to the ceiling.

Palco Wall Washer



Traditional Wall Washer

## Correct installation

The table shows the correct installation distances for uniform lighting on the wall.

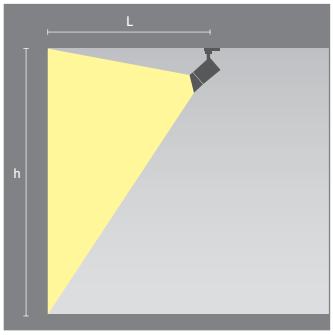


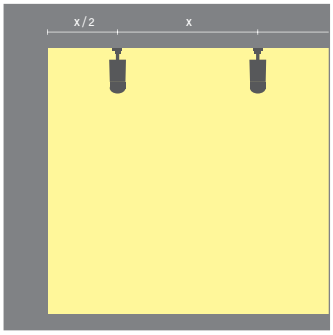


| code | x max (m) | L (m) | h (m) |
|---|---|---|---|
| P211 - P212<br>P634 - P635 | 0,9 | 1 | 2,7 |
| MR61 - MR63<br>MR67 - MR69<br>P245 - P247<br>P248 - P250 | 1 | | |

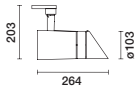


| light source | W | lm | code colour |
|---|---|---|---|
| LED | 4000K - CRI 80 - complete with dimmer | | |
| | **16 W** | **2100** | **P211** 01-04 |
| | 3000K - CRI 90 - complete with dimmer | | |
| | **20 W** | **2000** | **P212** 01-04 |
| | 4000K - CRI 80 - DALI | | |
| | **16 W** | **2100** | **P634** 01-04 |
| | 3000K - CRI 90 - DALI | | |
| | **20 W** | **2000** | **P635** 01-04 |

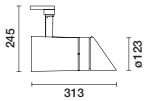


| light source | W | lm | code colour |
|---|---|---|---|
| LED | 4000K - CRI 80 - complete with dimmer | | |
| | **25 W** | **3000** | **MR61** 01-04 |
| | 3000K - CRI 90 - complete with dimmer | | |
| | **35 W** | **2900** | **MR63** 01-04 |
| | 4000K - CRI 80 - DALI | | |
| | **27 W** | **3000** | **P245** 01-04 |
| | 3000K - CRI 90 - DALI | | |
| | **35 W** | **2900** | **P247** 01-04 |

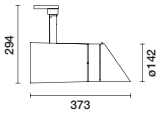


| light source | W | lm | code colour |
|---|---|---|---|
| LED | 4000K - CRI 80 | | |
| | **41 W** | **5000** | **MR67** 01-04 |
| | 3000K - CRI 90 | | |
| | **54 W** | **5000** | **MR69** 01-04 |
| | 4000K - CRI 80 - DALI | | |
| | **41 W** | **5000** | **P248** 01-04 |
| | 3000K - CRI 90 - DALI | | |
| | **46 W** | **4500** | **P250** 01-04 |

| accessories | 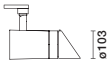 ø103 | | 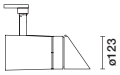 ø123 | |
|---|---|---|---|---|
| | code | colour | code | colour |
| Ceiling base | **MXZ2** | 01-04 | **MXZ2** | 01-04 |
| Recessed base<br>Hole for installation 108 mm | **MXZ3** | 01-04 | **MXZ3** | 01-04 |
| Cover for adapter IP40 | **MXZ5** | 01-04 | **MXZ5** | 01-04 |

Technical data may change with technological evolution.
For updated data please refer to our on-line catalogue.

# **Palco** framer

design Artec3 Studio

## Features

IP20

- Installation on three-phase track.
- Made of die-cast aluminium.
- Inclination of +10° - 90° on horizontal plane and 360° rotation around the vertical axis, with mechanical aiming lock.
- Framers with metal gobo ø 30 - ø 40 mm.
- Small body version: the metal wings used to adjust and shape the light beam are in external position; 360° rotation of the optical assembly with respect to the optical axis.
- Medium body version: the metal wings used to adjust and shape the light team are in internal position.
- All aiming, focusing and routine maintenance operations can be carried out without using tools.
- Possibility of ordering as accessories: iris with opening from 2.5 to 40 mm for emission of circular light beams; customized gobo made of chemically cut metal; 24x36 mm slides (medium body only).

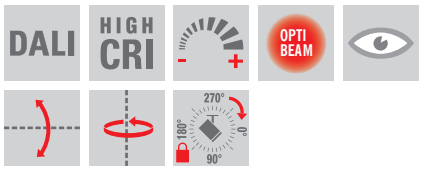

Focusing

Extractable accessory support (small body)

Mechanical lock and graduated scale

## Lighting design values

Small body

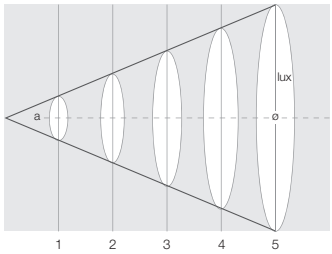


| m | ø 30 (α =19) | | ø 40 (α =26) | |
|---|---|---|---|---|
| | ø | lux | ø | lux |
| 1 | 0,41 | 4745 | 0,45 | 5936 |
| 2 | 0,68 | 1708 | 0,91 | 1484 |
| 3 | 1,02 | 759 | 1,36 | 668 |
| 4 | 1,36 | 427 | 1,82 | 371 |
| 5 | 1,70 | 273 | 2,27 | 237 |

Medium body

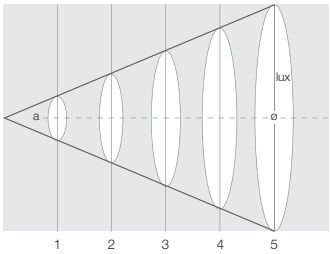


| m | ø 30 (α =19) | | ø 40 (α =26) | |
|---|---|---|---|---|
| | ø | lux | ø | lux |
| 1 | 0,34 | 8072 | 0,45 | 6366 |
| 2 | 0,68 | 2018 | 0,91 | 1717 |
| 3 | 1,02 | 837 | 1,36 | 763 |
| 4 | 1,36 | 504 | 1,82 | 429 |
| 5 | 1,70 | 323 | 2,27 | 275 |

Photometric data refer to the Metal gobo (ø 30 and ø 40) supplied with the luminaire.

# **Palco** framer

## Components

Single-body compact shaper spotlight. A telecentric optics system for maximum system efficiency.

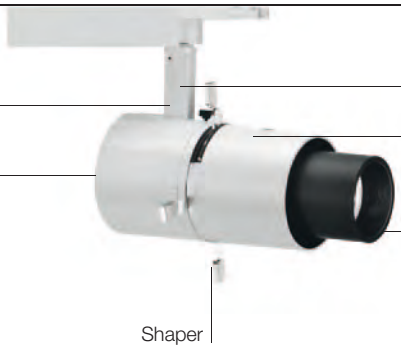





## No stray light

The Palco framer's closed body guarantees that there are no reflections on the ceiling.

# **Palco** framer

01 WHITE 04 BLACK

## Lighting effect

**Metal gobo**
Available in two different diameters, it is integrated with the product to produce circular shapes.



**Shaper**
Integrated in the product, for creating square or rectangular shapes with variable sides.



**Slide**
The accessory allows the use of slides. Only for medium body.



**Customized Gobo**
Ideal for producing text, logos or customized images (on request) on walls.




**Iris**
The accessory allows the creation of different sized circular light beams.









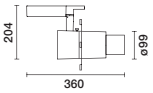


| light source | W | lm | code | colour |
|---|---|---|---|---|
| LED | 3000K - CRI 90 - complete with dimmer | | | |
| | **21 W** | **2100** | **MXJ0** | 01-04 |
| | 3000K - CRI 90 - DALI | | | |
| | **21 W** | **2100** | **P251** | 01-04 |

Complete with ø 30 - ø 40 mm Metal gobo and Shaper

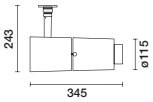


| light source | W | lm | code | colour |
|---|---|---|---|---|
| LED | 3000K - CRI 90 - complete with dimmer | | | |
| | **29 W** | **2500** | **MR98** | 01-04 |
| | 3000K - CRI 90 - DALI | | | |
| | **29 W** | **2500** | **P252** | 01-04 |

Complete with ø 30 - ø 40 mm Metal gobo and Shaper

### accessories

| | code | colour |
|---|---|---|
| Iris | **MXJ2** for MXJ0-P251 | 00 |
| Support for slide 24x36 | **MXQ0** for MR98-P252 | 00 |
| Support complete with iris | **MXQ1** for MR98-P252 | 00 |

Technical data may change with technological evolution.
For updated data please refer to our on-line catalogue.

Pierre Soulages Museum - Rodez, France
Architectural project: Rafael Aranda, Carme Pigem, Ramon Vilalta, Gilles Trégouët (RCR Arquitectes), Passelac & Roques Architectes
Lighting project: Artec 3 - Photo: Didier Boy de la Tour

pinterest.com/iguzzini

# Le Perroquet

design Piano Design

## Features

IP20 (IP40 with optional glass)

- Installation on three-phase/DALI track and on a ceiling-mounted base.
- Made of die-cast aluminium and thermoplastic material.
- High visual comfort.
- Inclination of 90° on horizontal plane and 360° rotation around the vertical axis, with mechanical aiming lock.
- The luminaires include a dimmable electronic transformer and are made using IGBT technology.
- Pendant versions with cables equipped with millimetric regulation system.
- C.o.B. LED versions with passive dissipation.
- Complete with safety glass.

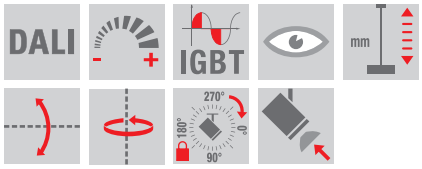


## Versions

Le Perroquet is available in versions:
- wall/ceiling-mounted
- track suspension
- suspension with base

track suspension

suspension with base

wall/ceiling mounted

# Le Perroquet

The accessories allow the features of the lighting produced by the single luminaire to be altered, for highly professional lighting effects.
The combination of filters allows the lamp color features to be changed, to make the most of the objects lit or the space. The use of screens eliminates possible glare or stray light, guaranteeing a high level of visual comfort.



External accessories installation without tools

External accessories with rotation up to 360°

## Optics and lamps

**S** - Spot
α 14°

**M** - Medium
α 16°-18°

**F** - Flood
α 32°-36°

**WF** - Wide Flood
α 40°-44°-48°

**E** - Elliptical*

| | | |
|---|---|---|
| | LED | 13 - 14 - 16 - 17W |
| | | 20 - 23 - 25 - 29W |
| | | 35 - 37W |
| | QR-CBC 51 | 50W |
| | QR 111 | 50 - 75W |
| | HIT-CE | 70W |

* Elliptical optic is obtained by installing the respective accessory.

## LED

- **LED C.o.B.**
- Colour stability
  **Mac Adam <3**
- Life
  50000 h **L80 B10**
- Color temperature:
  Neutral white **4000K**
  Warm white **3000K**

## Energy saving

| lumen lm | LED | QR CBC 51 | ENERGY SAVING | HIT-CE | ENERGY SAVING |
|---|---|---|---|---|---|
| **2000** | 14W | 2x50W | 86% | - | - |
| **5000** | 37W | - | - | 70W | 47% |

(3000K) LED energy saving compared with conventional lamps

# Le Perroquet

01 WHITE — 74 GREY/BLACK

## spotlight



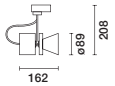


| light source | W | lm | optic | code colour |
|---|---|---|---|---|
| **QR CBC 51** (GU5,3) | Electronic complete with dimmer | | | |
| | **50 W 12 V** | | | **4870** 01-74 |
| | Compatible with Decostar IRC OSRAM | | | |

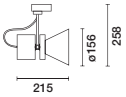


| light source | W | lm | optic | code colour |
|---|---|---|---|---|
| LED | 4000K - CRI 80 - complete with dimmer | | | |
| | **23 W** | **3100** | **14°** | **MR19** 01-74 |
| | **20 W** | **3100** | **36°** | **MR20** 01-74 |
| | **20 W** | **3100** | **48°** | **MR21** 01-74 |
| | 3000K - CRI 80 - complete with dimmer | | | |
| | **23 W** | **3000** | **14°** | **MR22** 01-74 |
| | **20 W** | **3000** | **36°** | **MR23** 01-74 |
| | **20 W** | **3000** | **48°** | **MR24** 01-74 |
| | 3000K - CRI 90 - complete with dimmer | | | |
| | **29 W** | **3000** | **14°** | **MR25** 01-74 |
| | **25 W** | **3000** | **36°** | **MR26** 01-74 |
| | **25 W** | **3000** | **48°** | **MR27** 01-74 |
| | 4000K - CRI 80 - DALI | | | |
| | **14 W** | **2000** | **14°** | **P253** 01-74 |
| | **13 W** | **2100** | **36°** | **P254** 01-74 |
| | **13 W** | **2100** | **48°** | **P255** 01-74 |
| | 3000K - CRI 80 - DALI | | | |
| | **14 W** | **2000** | **14°** | **P256** 01-74 |
| | **13 W** | **2000** | **36°** | **P257** 01-74 |
| | **13 W** | **2000** | **48°** | **P258** 01-74 |
| | 3000K - CRI 90 - DALI | | | |
| | **17 W** | **2000** | **14°** | **P259** 01-74 |
| | **16 W** | **2000** | **36°** | **P260** 01-74 |
| | **16 W** | **2000** | **48°** | **P261** 01-74 |
| **QR 111** (G53) | Electronic complete with dimmer | | | |
| | **50 W 12 V** | | | **4871** 01-74 |
| | **75 W 12 V** | | | **4872** 01-74 |

DALI spotlights are provided with a special adapter and are only compatible with iGuzzini DALI tracks.

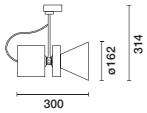


| light source | W | lm | optic | code colour |
|---|---|---|---|---|
| LED | 4000K - CRI 80 | | | |
| | **35 W** | **5000** | **16°** | **MT98** 01-74 |
| | **35 W** | **5000** | **32°** | **MT99** 01-74 |
| | **35 W** | **5000** | **44°** | **MU00** 01-74 |
| | 3000K - CRI 80 | | | |
| | **37 W** | **5000** | **16°** | **MU01** 01-74 |
| | **37 W** | **5000** | **32°** | **MU02** 01-74 |
| | **37 W** | **5000** | **44°** | **MU03** 01-74 |
| | 3000K - CRI 90 | | | |
| | **35W** | **4000** | **16°** | **MU04** 01-74 |
| | **35W** | **4000** | **32°** | **MU05** 01-74 |
| | **35W** | **4000** | **44°** | **MU06** 01-74 |
| | 4000K - CRI 80 - DALI | | | |
| | **35 W** | **5000** | **16°** | **P262** 01-74 |
| | **35 W** | **5000** | **32°** | **P263** 01-74 |
| | **35 W** | **5000** | **44°** | **P264** 01-74 |
| | 3000K - CRI 80 - DALI | | | |
| | **37 W** | **5000** | **16°** | **P265** 01-74 |
| | **37 W** | **5000** | **32°** | **P266** 01-74 |
| | **37 W** | **5000** | **44°** | **P267** 01-74 |
| | 3000K - CRI 90 - DALI | | | |
| | **35 W** | **4000** | **16°** | **P268** 01-74 |
| | **35 W** | **4000** | **32°** | **P269** 01-74 |
| | **35 W** | **4000** | **44°** | **P270** 01-74 |
| **HIT-CE** (G12) | Electronic | | | |
| | **70 W** | | **16°** | **4826** 01-74 |
| | **70 W** | | **40°** | **4827** 01-74 |
| | IP40 for optical assembly<br>Complete with safety glass | | | |



Technical data may change with technological evolution.
For updated data please refer to our on-line catalogue.

# Le Perroquet

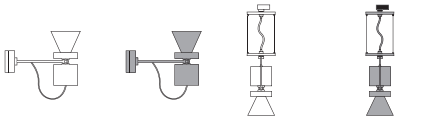

01 WHITE | 15 GREY | 01 WHITE | 74 GREY/BLACK

## wall/ceiling-mounted

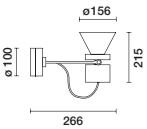


| light source | W | lm | optic | code colour |
|---|---|---|---|---|
| LED | 4000K - CRI 80 - complete with dimmer | | | |
| | 23 W | 3100 | 14° | **MR01** 01-15 |
| | 20 W | 3100 | 36° | **MR02** 01-15 |
| | 20 W | 3100 | 48° | **MR03** 01-15 |
| | 3000K - CRI 80 - complete with dimmer | | | |
| | 23 W | 3000 | 14° | **MR04** 01-15 |
| | 20 W | 3000 | 36° | **MR05** 01-15 |
| | 20 W | 3000 | 48° | **MR06** 01-15 |
| | 3000K - CRI 90 - complete with dimmer | | | |
| | 29 W | 3000 | 14° | **MR07** 01-15 |
| | 25 W | 3000 | 36° | **MR08** 01-15 |
| | 25 W | 3000 | 48° | **MR09** 01-15 |
| QR 111 (G53) | Electronic complete with dimmer | | | |
| | 50 W 12 V | | | **4900** 01-15 |
| | 75 W 12 V | | | **4901** 01-15 |

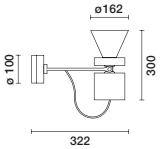


| light source | W | lm | optic | code colour |
|---|---|---|---|---|
| LED | 4000K - CRI 80 | | | |
| | 35 W | 5000 | 16° | **MR10** 01-15 |
| | 35 W | 5000 | 32° | **MR11** 01-15 |
| | 35 W | 5000 | 44° | **MR12** 01-15 |
| | 3000K - CRI 80 | | | |
| | 37 W | 5000 | 16° | **MR13** 01-15 |
| | 37 W | 5000 | 32° | **MR14** 01-15 |
| | 37 W | 5000 | 44° | **MR15** 01-15 |
| | 3000K - CRI 90 | | | |
| | 35 W | 4000 | 16° | **MR16** 01-15 |
| | 35 W | 4000 | 32° | **MR17** 01-15 |
| | 35 W | 4000 | 44° | **MR18** 01-15 |
| HIT-CE (G12) | Electronic | | | |
| | 70 W | | 18° | **4923** 01-15 |
| | 70 W | | 40° | **4924** 01-15 |

IP40
Complete with safety glass

## track suspension

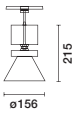


| light source | W | lm | optic | code colour |
|---|---|---|---|---|
| QR CBC 51 (GU5,3) | Electronic complete with dimmer | | | |
| | 50 W 12 V | | | **3231** 01-74 |
| | Complete with suspension cables L=2000 (h max 2257), track adapter and power cable. Compatible with Decostar IRC OSRAM | | | |
| LED | 4000K - CRI 80 - complete with dimmer | | | |
| | 23 W | 3100 | 14° | **MP88** 01-74 |
| | 20 W | 3100 | 36° | **MP89** 01-74 |
| | 20 W | 3100 | 48° | **MP90** 01-74 |
| | 3000K - CRI 80 - complete with dimmer | | | |
| | 23 W | 3000 | 14° | **MP91** 01-74 |
| | 20 W | 3000 | 36° | **MP92** 01-74 |
| | 20 W | 3000 | 48° | **MP93** 01-74 |
| | 3000K - CRI 90 - complete with dimmer | | | |
| | 29 W | 3000 | 14° | **MP94** 01-74 |
| | 25 W | 3000 | 36° | **MP95** 01-74 |
| | 25 W | 3000 | 48° | **MP96** 01-74 |
| QR 111 (G53) | Electronic complete with dimmer | | | |
| | 50 W 12 V | | | **3232** 01-74 |
| | 75 W 12 V | | | **3233** 01-74 |
| | DALI | | | |
| | 75 W 12 V | | | **3236** 01-74 |
| | Complete with suspension cables L=2000 (h max 2313), track adapter and power cable. DALI spotlights are provided with a special adapter and are only compatible with iGuzzini DALI tracks. | | | |

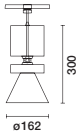


| light source | W | lm | optic | code colour |
|---|---|---|---|---|
| LED | 4000K - CRI 80 | | | |
| | 35 W | 5000 | 16° | **MP97** 01-74 |
| | 35 W | 5000 | 32° | **MP98** 01-74 |
| | 35 W | 5000 | 44° | **MP99** 01-74 |
| | 3000K - CRI 80 | | | |
| | 37 W | 5000 | 16° | **MQ00** 01-74 |
| | 37 W | 5000 | 32° | **MQ01** 01-74 |
| | 37 W | 5000 | 44° | **MQ02** 01-74 |
| | 3000K - CRI 90 | | | |
| | 35 W | 5000 | 16° | **MQ03** 01-74 |
| | 35 W | 5000 | 32° | **MQ04** 01-74 |
| | 35 W | 5000 | 44° | **MQ05** 01-74 |
| HIT-CE (G12) | Electronic | | | |
| | 70 W | | 18° | **3252** 01-74 |
| | 70 W | | 40° | **3253** 01-74 |

IP40 for optical assembly
Complete with safety glass, suspension cables L=2000 (h max 2402), track adapter and power cable.

# Le Perroquet

15
GREY

## suspension with base

| light source | W | lm | optic | code colour |
|---|---|---|---|---|
| **QR CBC 51** (GU5,3) | Electronic complete with dimmer | | | |
| | **50 W 12 V** | | | **3151** 15 |

Complete with suspension cables L=2000 (h max 2216), base and power supply cable.
Compatible with Decostar IRC OSRAM.

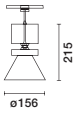


| light source | W | lm | optic | code colour |
|---|---|---|---|---|
| **LED** | 4000K - CRI 80 - complete with dimmer | | | |
| | **23 W** | **3100** | **14°** | **MP70** 15 |
| | **20 W** | **3100** | **36°** | **MP71** 15 |
| | **20 W** | **3100** | **48°** | **MP72** 15 |
| | 3000K - CRI 80 - complete with dimmer | | | |
| | **23 W** | **3000** | **14°** | **MP73** 15 |
| | **20 W** | **3000** | **36°** | **MP74** 15 |
| | **20 W** | **3000** | **48°** | **MP75** 15 |
| | 3000K - CRI 90 - complete with dimmer | | | |
| | **29 W** | **2400** | **14°** | **MP76** 15 |
| | **25 W** | **2400** | **36°** | **MP77** 15 |
| | **25 W** | **2400** | **48°** | **MP78** 15 |
| **QR 111** (G53) | Electronic complete with dimmer | | | |
| | **50 W 12 V** | | | **3152** 15 |
| | **75 W 12 V** | | | **3153** 15 |

Complete with suspension cables L=2000 (h max 2216), base and power supply cable.

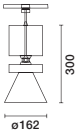


| light source | W | lm | optic | code colour |
|---|---|---|---|---|
| **LED** | 4000K - CRI 80 | | | |
| | **35 W** | **5000** | **16°** | **MP79** 15 |
| | **35 W** | **5000** | **32°** | **MP80** 15 |
| | **35 W** | **5000** | **44°** | **MP81** 15 |
| | 3000K - CRI 80 | | | |
| | **37 W** | **5000** | **16°** | **MP82** 15 |
| | **37 W** | **5000** | **32°** | **MP83** 15 |
| | **37 W** | **5000** | **44°** | **MP84** 15 |
| | 3000K - CRI 90 | | | |
| | **35 W** | **4000** | **16°** | **MP85** 15 |
| | **35 W** | **4000** | **32°** | **MP86** 15 |
| | **35 W** | **4000** | **44°** | **MP87** 15 |
| **HIT-CE** (G12) | Electronic | | | |
| | **70 W** | | **16°** | **3160** 15 |
| | **70 W** | | **40°** | **3161** 15 |

IP40
Complete with safety glass, suspension cables L=2000 (h max 2411), base and power cable.



Technical data may change with technological evolution.
For updated data please refer to our on-line catalogue.

# Le Perroquet

| accessories | ø89 | | ø156 | | ø162 | |
|---|---|---|---|---|---|---|
| | code | colour | code | colour | code | colour |
| Refractor for elliptical distribution | **9538** | 24 | **9539** | 24 | **9540** | 24 |
| Coloured filters | **9536** | 05-06-09<br>24 | **---** | --- | **9537** | 05-06-09 |
| IR filter | **9541** | 24 | **---** | --- | **---** | --- |
| UV filter | **---** | --- | **---** | --- | **9542** | 24 |
| Asymmetrical screen | **9532** | 01-15 | **9533** | 01-15 | **9534** | 01-15 |
| Antiglare screen | **9528** | 04 | **9529** | 04 | **9530** | 04 |
| Spill-ring | **---** | --- | **---** | --- | **9513** | 04 |

| | code | colour | code | colour | code | colour |
|---|---|---|---|---|---|---|
| Interchangeable reflectors for LED | | | | | | |
| spot | **---** | --- | **MXH9** (14°) | 12 | **MXI2** (16°) | 12 |
| flood | **---** | --- | **MXI0** (36°) | 12 | **MXI3** (32°) | 12 |
| wide flood | **---** | --- | **MXI1** (48°) | 12 | **MXI4** (44°) | 12 |

## accessories for versions with adapter for track

| | code | colour | code | colour | code | colour |
|---|---|---|---|---|---|---|
| Ceiling base | **MXZ2** | 01-04 | **MXZ2** | 01-04 | **MXZ2** | 01-04 |
| Recessed base<br>Hole for installation 108 mm | **MXZ3** | 01-04 | **MXZ3** | 01-04 | **MXZ3** | 01-04 |
| Cover for adapter IP40 | **MXZ5** | 01-04 | **MXZ5** | 01-04 | **MXZ5** | 01-04 |

New **4Ward**

design Piano Design

## Features

IP20 (IP40 with optional glass)

- Installation on three-phase track and on a ceiling-mounted base.
- Made of die-cast aluminium and thermoplastic material.
- Opti Beam interchanging reflectors with high luminous efficiency and uniform distribution.
- High visual comfort.
- Inclination of 90° on horizontal plane and 360° rotation around the vertical axis, with mechanical aiming lock.
- C.o.B. LED versions with passive dissipation.
- Complete with safety glass.

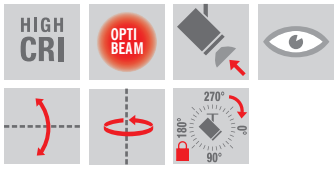

Opti Beam lens
(Superspot optic <8°)

## Optics and lamps

**SS** - Superspot
α 5°-7°

**S** - Spot
α 12°-14°-15°

**F** - Flood
α 26°-30°

**WF** - Wide Flood
α 46°-50°

| | |
|---|---|
| LED | 6 - 10 - 12 - 28 W |
| | 30 - 47 - 55W |

## LED

- **LED C.o.B.**
- Colour stability **Mac Adam <3**
- Life 50000 h **L80 B10**
- Color temperature: Neutral white **4000K** Warm white **3000K**

## Energy saving

| lumen lm | LED | QR CBC 51 | ENERGY SAVING | HIT-CE | ENERGY SAVING |
|---|---|---|---|---|---|
| **1500** | 12W | 2x35W | 83% | - | - |
| **3000** | 30W | 3x50W | 80% | - | - |
| **5000** | 47W | - | - | 70W | 33% |

(3000K) LED energy saving compared with conventional lamps

# New 4Ward

The accessories allow the features of the lighting produced by the single luminaire to be altered, for highly professional lighting effects.
The combination of filters allows the lamp color features to be changed, to make the most of the objects lit or the space.

## Pendant

4ward is available in the suspended version on track.

# New 4ward

01 WHITE | 04 BLACK | E4 WHITE/CHROME

new
Available for order
Superspot optic: available for order from first quarter

## spotlight



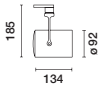


| light source | W | lm | optic | code colour |
|---|---|---|---|---|
| LED new 4000K - CRI 80 | | | | |
| | 12 W | 1550 | 15° | **P033** 01-04-E4 |
| | 12 W | 1550 | 30° | **P034** 01-04-E4 |
| | 12 W | 1550 | 50° | **P035** 01-04-E4 |
| 3000K - CRI 80 | | | | |
| | 12 W | 1500 | 15° | **P036** 01-04-E4 |
| | 12 W | 1500 | 30° | **P037** 01-04-E4 |
| | 12 W | 1500 | 50° | **P038** 01-04-E4 |
| 3000K - CRI 90 | | | | |
| | 6 W | 500 | 7° | **P099** 01-04-E4 |
| | 12 W | 1100 | 15° | **P039** 01-04-E4 |
| | 12 W | 1100 | 30° | **P040** 01-04-E4 |
| | 12 W | 1100 | 50° | **P041** 01-04-E4 |



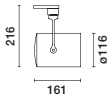


| light source | W | lm | optic | code colour |
|---|---|---|---|---|
| LED new 4000K - CRI 80 | | | | |
| | 28 W | 3000 | 12° | **P042** 01-04-E4 |
| | 28 W | 3000 | 26° | **P043** 01-04-E4 |
| | 28 W | 3000 | 46° | **P044** 01-04-E4 |
| 3000K - CRI 80 | | | | |
| | 30 W | 3000 | 12° | **P045** 01-04-E4 |
| | 30 W | 3000 | 26° | **P046** 01-04-E4 |
| | 30 W | 3000 | 46° | **P047** 01-04-E4 |
| 3000K - CRI 90 | | | | |
| | 10 W | 800 | 5° | **P100** 01-04-E4 |
| | 30 W | 2400 | 12° | **P048** 01-04-E4 |
| | 30 W | 2400 | 26° | **P049** 01-04-E4 |
| | 30 W | 2400 | 46° | **P050** 01-04-E4 |



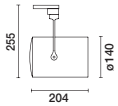


| light source | W | lm | optic | code colour |
|---|---|---|---|---|
| LED new 4000K - CRI 80 | | | | |
| | 47 W | 5200 | 14° | **P051** 01-04-E4 |
| | 47 W | 5200 | 30° | **P052** 01-04-E4 |
| | 47 W | 5200 | 46° | **P053** 01-04-E4 |
| 3000K - CRI 80 | | | | |
| | 47 W | 5000 | 14° | **P054** 01-04-E4 |
| | 47 W | 5000 | 30° | **P055** 01-04-E4 |
| | 47 W | 5000 | 46° | **P056** 01-04-E4 |
| 3000K - CRI 90 | | | | |
| | 55 W | 4300 | 14° | **P057** 01-04-E4 |
| | 55 W | 4300 | 30° | **P058** 01-04-E4 |
| | 55 W | 4300 | 46° | **P059** 01-04-E4 |



Technical data may change with technological evolution.
For updated data please refer to our on-line catalogue.

# New 4ward

01 WHITE  04 BLACK  E4 WHITE/CHROME

## pendant

new
Available for order

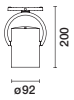


| light source | W | lm | optic | code colour |
|---|---|---|---|---|
| LED new | 4000K - CRI 80 | | | |
| | 12 W | 1500 | 15° | **P060** 01-04-E4 |
| | 12 W | 1500 | 30° | **P061** 01-04-E4 |
| | 12 W | 1500 | 50° | **P062** 01-04-E4 |
| | 3000K - CRI 80 | | | |
| | 12 W | 1500 | 15° | **P063** 01-04-E4 |
| | 12 W | 1500 | 30° | **P064** 01-04-E4 |
| | 12 W | 1500 | 50° | **P065** 01-04-E4 |
| | 3000K - CRI 90 | | | |
| | 12 W | 1500 | 15° | **P066** 01-04-E4 |
| | 12 W | 1500 | 30° | **P067** 01-04-E4 |
| | 12 W | 1500 | 50° | **P068** 01-04-E4 |

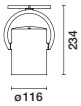


| light source | W | lm | optic | code colour |
|---|---|---|---|---|
| LED new | 4000K - CRI 80 | | | |
| | 30 W | 3000 | 12° | **P069** 01-04-E4 |
| | 30 W | 3000 | 26° | **P070** 01-04-E4 |
| | 30 W | 3000 | 46° | **P071** 01-04-E4 |
| | 3000K - CRI 80 | | | |
| | 30 W | 3000 | 12° | **P072** 01-04-E4 |
| | 30 W | 3000 | 26° | **P073** 01-04-E4 |
| | 30 W | 3000 | 46° | **P074** 01-04-E4 |
| | 3000K - CRI 90 | | | |
| | 30 W | 2400 | 12° | **P075** 01-04-E4 |
| | 30 W | 2400 | 26° | **P076** 01-04-E4 |
| | 30 W | 2400 | 46° | **P077** 01-04-E4 |

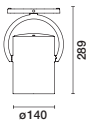


| light source | W | lm | optic | code colour |
|---|---|---|---|---|
| LED new | 4000K - CRI 80 | | | |
| | 47 W | 5200 | 14° | **P078** 01-04-E4 |
| | 47 W | 5200 | 30° | **P079** 01-04-E4 |
| | 47 W | 5200 | 46° | **P080** 01-04-E4 |
| | 3000K - CRI 80 | | | |
| | 47 W | 5000 | 14° | **P081** 01-04-E4 |
| | 47 W | 5000 | 30° | **P082** 01-04-E4 |
| | 47 W | 5000 | 46° | **P083** 01-04-E4 |
| | 3000K - CRI 90 | | | |
| | 55 W | 4300 | 14° | **P084** 01-04-E4 |
| | 55 W | 4300 | 30° | **P085** 01-04-E4 |
| | 55 W | 4300 | 46° | **P086** 01-04-E4 |

## accessories

| | ø92 code | ø92 colour | ø116 code | ø116 colour | ø140 code | ø140 colour |
|---|---|---|---|---|---|---|
| Refractor for elliptical distribution | **MXV1** | 24 | **MXV6** | 24 | **MWY3** | 24 |
| Refractor for elliptical distribution for Superspot optic | **MY34** | 24 | **MY35** | 24 | **---** | --- |
| "Soft Lens" filter | **---** | --- | **MXW3** | 24 | **MWM6** | 24 |
| Louvre | **---** | --- | **MWY8** | 04 | **MWY9** | 04 |
| Louvre for Superspot optic | **MY90** | 04 | **MY91** | 04 | **---** | --- |
| Ceiling base | **MXZ2** | 01-04 | **MXZ2** | 01-04 | **MXZ2** | 01-04 |
| Recessed base<br>Hole for installation 108 mm | **MXZ3** | 01-04 | **MXZ3** | 01-04 | **MXZ3** | 01-04 |
| Cover for adapter IP40 | **MXZ5** | 01-04 | **MXZ5** | 01-04 | **MXZ5** | 01-04 |

| | ø92 code (α) | ø92 colour | ø116 code (α) | ø116 colour | ø140 code (α) | ø140 colour |
|---|---|---|---|---|---|---|
| Interchangeable reflectors for LED | | | | | | |
| spot | **MXV2** (15°) | 12 | **MX90** (12°) | 12 | **MXA6** (14°) | 12 |
| flood | **MXV3** (30°) | 12 | **MX92** (26°) | 12 | **MXA7** (30°) | 12 |
| wide flood | **MXV4** (50°) | 12 | **MX93** (46°) | 12 | **MXA8** (46°) | 12 |

Technical data may change with technological evolution.
For updated data please refer to our on-line catalogue.

# Front Light

## Features

IP20 (IP40 with optional glass)

- Installation on three-phase track and on a ceiling-mounted base.
- Made of die-cast aluminium and thermoplastic material.
- Opti Beam interchanging reflectors with high luminous efficiency and uniform distribution.
- High visual comfort.
- Inclination of 90° on horizontal plane and 360° rotation around the vertical axis, with mechanical aiming lock.
- The luminaires include a dimmable electronic transformer and are made using IGBT technology.
- C.o.B. LED versions with passive dissipation.
- Complete with safety glass.

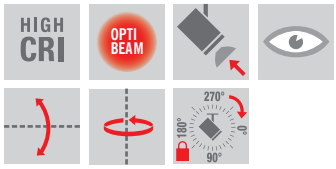

Opti Beam lens
(Superspot optic <8°)

## Optics and lamps

**SS** - Superspot
α 5°-7°-8°

**S** - Spot
α 10°-12°-14°-15°

**M** - Medium
α 16°-20°

**F** - Flood
α 26°-28°-30°-36°

**WF** - Wide Flood
α 46°-50°-54°

| | |
|---|---|
| LED | 6 - 10 - 12 - 17W |
| | 21 - 27 - 35 - 41W |
| | 43 - 45 - 54W |
| QR 111 | 75W |
| HIT-CE | 35W |
| HIT-CE | 35 - 70W |
| HIT-TC-CE | 50 - 70W |

## LED

- **LED C.o.B.**
- Colour stability
  **Mac Adam <3**
- Life
  50000 h **L80 B10**
- Color temperature:
  Neutral white **4000K**
  Warm white **3000K**

## Energy saving

| lumen lm | LED | QR CBC 51 | | HIT-CE | |
|---|---|---|---|---|---|
| **1500** | 12W | 2x35W | 83% | - | - |
| **3000** | 27W | 3x50W | 82% | - | - |
| **5000** | 43W | - | - | 70W | 39% |

(3000K) LED energy saving compared with conventional lamps

# Front Light

The accessories allow the features of the lighting produced by the single luminaire to be altered, for highly professional lighting effects.
The combination of filters allows the lamp color features to be changed, to make the most of the objects lit or the space.



External accessories installation without tools

External accessories with rotation up to 360°

## Pendant

Front Light is available in the suspended version on track.

# Front Light

01 WHITE | 04 BLACK | 74 GREY/BLACK

new
6000 lm versions: available for order
Superspot optic: available for order from first quarter

## spotlight



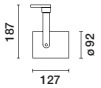


| light source | W | lm | optic | code colour |
|---|---|---|---|---|
| LED new 4000K - CRI 80 | | | | |
| | 12 W | 1550 | 15° | **N285** 01-04-74 |
| | 12 W | 1550 | 30° | **N286** 01-04-74 |
| | 12 W | 1550 | 50° | **N287** 01-04-74 |
| 3000K - CRI 80 | | | | |
| | 12 W | 1500 | 15° | **N288** 01-04-74 |
| | 12 W | 1500 | 30° | **N289** 01-04-74 |
| | 12 W | 1500 | 50° | **N290** 01-04-74 |
| 3000K - CRI 90 | | | | |
| • | 6 W | 500 | 7° | **P602** 01-04-74 |
| | 12 W | 1100 | 15° | **N291** 01-04-74 |
| | 12 W | 1100 | 30° | **N292** 01-04-74 |
| | 12 W | 1100 | 50° | **N293** 01-04-74 |

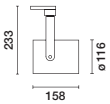


| light source | W | lm | optic | code colour |
|---|---|---|---|---|
| LED new 4000K - CRI 80 | | | | |
| | 17 W | 2100 | 12° | **MB30** 01-04-74 |
| | 17 W | 2100 | 26° | **MB31** 01-04-74 |
| | 17 W | 2100 | 46° | **MB32** 01-04-74 |
| | 27 W | 3100 | 12° | **MK95** 01-04-74 |
| | 27 W | 3100 | 26° | **MK96** 01-04-74 |
| | 27 W | 3100 | 46° | **MK97** 01-04-74 |
| 3000K - CRI 80 | | | | |
| | 17 W | 2000 | 12° | **MB33** 01-04-74 |
| | 17 W | 2000 | 26° | **MB34** 01-04-74 |
| | 17 W | 2000 | 46° | **MB35** 01-04-74 |
| | 27 W | 3000 | 12° | **MK98** 01-04-74 |
| | 27 W | 3000 | 26° | **MK99** 01-04-74 |
| | 27 W | 3000 | 46° | **ML00** 01-04-74 |
| 3000K - CRI 90 | | | | |
| • | 10 W | 800 | 5° | **P603** 01-04-74 |
| | 21 W | 2000 | 12° | **MN46** 01-04-74 |
| | 21 W | 2000 | 26° | **MN47** 01-04-74 |
| | 21 W | 2000 | 46° | **MN48** 01-04-74 |
| | 35 W | 3000 | 12° | **MN52** 01-04-74 |
| | 35 W | 3000 | 26° | **MN53** 01-04-74 |
| | 35 W | 3000 | 46° | **MN54** 01-04-74 |
| HIT-CE (GU6,5) Electronic | | | | |
| | 35 W | | 8° | **M924** 01-04-74 |
| | 35 W | | 16° | **MD39** 01-04-74 |
| | 35 W | | 30° | **M925** 01-04-74 |
| | 35 W | | 46° | **MD40** 01-04-74 |

See your instruction manual for the exact number of accessories that may be installed

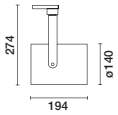


| light source | W | lm | optic | code colour |
|---|---|---|---|---|
| LED new 4000K - CRI 80 | | | | |
| | 41 W | 5000 | 14° | **MK82** 01-04-74 |
| | 41 W | 5000 | 30° | **MK83** 01-04-74 |
| | 41 W | 5000 | 46° | **MK84** 01-04-74 |
| • | 45 W | 6400 | 14° | **P087** 01-04-74 |
| • | 45 W | 6400 | 30° | **P088** 01-04-74 |
| • | 45 W | 6400 | 46° | **P089** 01-04-74 |
| 3000K - CRI 80 | | | | |
| | 43 W | 5000 | 14° | **MK85** 01-04-74 |
| | 43 W | 5000 | 30° | **MK86** 01-04-74 |
| | 43 W | 5000 | 46° | **MK87** 01-04-74 |
| • | 45 W | 6200 | 14° | **P090** 01-04-74 |
| • | 45 W | 6200 | 30° | **P091** 01-04-74 |
| • | 45 W | 6200 | 46° | **P092** 01-04-74 |
| 3000K - CRI 90 | | | | |
| | 54 W | 5000 | 14° | **MN55** 01-04-74 |
| | 54 W | 5000 | 30° | **MN56** 01-04-74 |
| | 54 W | 5000 | 46° | **MN57** 01-04-74 |
| QR 111 (G53) Electronic complete with dimmer | | | | |
| | 75 W 12 V | | | **MB17** 01-04-74 |
| HIT-TC-CE (G8,5) Electronic High-efficiency reflector | | | | |
| | 50 W | | 8° | **MH85** 01-04-74 |
| | 50 W | | 20° | **MH86** 01-04-74 |
| | 50 W | | 36° | **MH87** 01-04-74 |
| | 50 W | | 54° | **MH88** 01-04-74 |
| | 70 W | | 8° | **M928** 01-04-74 |
| | 70 W | | 20° | **MD43** 01-04-74 |
| | 70 W | | 36° | **M929** 01-04-74 |
| | 70 W | | 54° | **MD44** 01-04-74 |
| HIT-CE (G12) Electronic | | | | |
| | 35 W | | 8° | **M930** 01-04-74 |
| | 35 W | | 14° | **MD45** 01-04-74 |
| | 35 W | | 28° | **M931** 01-04-74 |
| | 35 W | | 46° | **MD46** 01-04-74 |
| | 70 W | | 10° | **M932** 01-04-74 |
| | 70 W | | 16° | **MD47** 01-04-74 |
| | 70 W | | 28° | **M933** 01-04-74 |
| | 70 W | | 46° | **MD48** 01-04-74 |

See your instruction manual for the exact number of accessories that may be installed



Technical data may change with technological evolution.
For updated data please refer to our on-line catalogue.

# Front Light

01 WHITE | 04 BLACK | 74 GREY/BLACK

## pendant

new
6000 lm versions: available for order

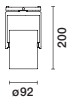


| light source | W | lm | optic | code colour |
|---|---|---|---|---|
| LED | 3000K - CRI 90 | | | |
| | 12 W | 1300 | 15° | **N273** 01-04-74 |
| | 12 W | 1300 | 30° | **N274** 01-04-74 |
| | 12 W | 1300 | 50° | **N275** 01-04-74 |

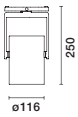


| light source | W | lm | optic | code colour |
|---|---|---|---|---|
| LED | 3000K - CRI 90 | | | |
| | 21 W | 2000 | 12° | **N276** 01-04-74 |
| | 21 W | 2000 | 26° | **N277** 01-04-74 |
| | 21 W | 2000 | 46° | **N278** 01-04-74 |
| | 35 W | 3000 | 12° | **N279** 01-04-74 |
| | 35 W | 3000 | 26° | **N280** 01-04-74 |
| | 35 W | 3000 | 46° | **N281** 01-04-74 |

See your instruction manual for the exact number of accessories that may be installed

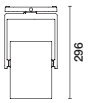


| light source | W | lm | optic | code colour |
|---|---|---|---|---|
| LED new | 4000K - CRI 80 | | | |
| • | 45 W | 6400 | 14° | **P093** 01-04-74 |
| • | 45 W | 6400 | 30° | **P094** 01-04-74 |
| • | 45 W | 6400 | 46° | **P095** 01-04-74 |
| | 3000K - CRI 80 | | | |
| • | 45 W | 6200 | 14° | **P096** 01-04-74 |
| • | 45 W | 6200 | 30° | **P097** 01-04-74 |
| • | 45 W | 6200 | 46° | **P098** 01-04-74 |
| | 3000K - CRI 90 | | | |
| | 54 W | 5000 | 14° | **N282** 01-04-74 |
| | 54 W | 5000 | 30° | **N283** 01-04-74 |
| | 54 W | 5000 | 46° | **N284** 01-04-74 |

See your instruction manual for the exact number of accessories that may be installed

# Front Light

| accessories | ø92 | | ø116 | | ø140 | |
|---|---|---|---|---|---|---|
| | code | colour | code | colour | code | colour |
| Refractor for elliptical distribution | **MXV1** | 24 | **MWD6** 24<br>for HIT-CE<br>**MXV6** 24<br>for versions LED | | **MWY3** 24<br>for versions LED<br>HIT-CE - HIT-TC-CE | |
| Refractor for elliptical distribution<br>for Superspot optic | **MY34** | 24 | **MY35** 24 | | **---** | --- |
| Coloured filters | **---** | --- | **MWY4** 05-06-09<br>for HIT-CE | | **MWY5** 05-06-09<br>for versions LED<br>HIT-CE - HIT-TC-CE | |
| UV filter | **---** | --- | **MWY6** 24<br>for HIT-CE | | **MWY7** 24<br>for HIT-CE - HIT-TC-CE | |
| "Soft Lens" filter | **---** | --- | **MWN5** 24<br>for HIT-CE<br>**MXW3** 24<br>for versions LED | | **MWM6** 24<br>for versions LED<br>HIT-CE - HIT-TC-CE | |
| Louvre | **---** | --- | **MWY8** 04<br>for versions LED - HIT-CE | | **MWY9** 04<br>for versions LED<br>HIT-CE - HIT-TC-CE | |
| Louvre<br>for Superspot optic | **MY90** | 04 | **MY91** 04 | | **---** | --- |
| Antiglare screen | **---** | --- | **MWN7** 04<br>for HIT-CE | | **MWN8** 04<br>for HIT-CE - HIT-TC-CE | |
| Ceiling base | **MXZ2** | 01-04 | **MXZ2** 01-04 | | **MXZ2** 01-04 | |
| Recessed base<br>Hole for installation 108 mm | **MXZ3** | 01-04 | **MXZ3** 01-04 | | **MXZ3** 01-04 | |
| Cover for adapter IP40 | **MXZ5** | 01-04 | **MXZ5** 01-04 | | **MXZ5** 01-04 | |

| | code (α) | colour | code (α) | colour | code (α) | colour |
|---|---|---|---|---|---|---|
| Interchangeable reflectors for LED | | | | | | |
| spot | **MXV2** (15°) | 12 | **MX90** (12°) | 12 | **MXA6** (14°) | 12 |
| flood | **MXV3** (30°) | 12 | **MX92** (26°) | 12 | **MXA7** (30°) | 12 |
| wide flood | **MXV4** (50°) | 12 | **MX93** (46°) | 12 | **MXA8** (46°) | 12 |
| Interchangeable reflectors for HIT-CE lamps | | | | | | |
| spot | **---** | --- | **MX21** (6°) | 12 | **MX29** (8°) | 12 |
| medium | **---** | --- | **MX22** (16°) | 12 | **MX30** (14°) | 12 |
| flood | **---** | --- | **MX23** (30°) | 12 | **MX31** (28°) | 12 |
| wide flood | **---** | --- | **MX24** (46°) | 12 | **MX32** (46°) | 12 |
| Interchangeable reflectors for HIT-TC-CE lamps | | | | | | |
| spot | **---** | --- | **---** | --- | **MX25** (8°) | 12 |
| medium | **---** | --- | **---** | --- | **MX26** (20°) | 12 |
| flood | **---** | --- | **---** | --- | **MX27** (36°) | 12 |
| wide flood | **---** | --- | **---** | --- | **MX28** (54°) | 12 |

Energeticon Alsdorf - Germany
Exhibition curators: Atelier Brückner
Lighting project: LDE Belzner Holmes - Photo: Thomas Meyer

pinterest.com/iguzzini
STRAHLUNGSENERGIE
STRAHLUNGSENERGIE
MECHANISCHE ENE
MECHANI
CHEMISCHE ENERGIE
CHEMISCHE ENERGIE
ENERGIE
ENERGIEERHALTU

# Tecnica

design Bruno Gecchelin

## Features

IP20 (IP40 with optional glass)

- Installation on three-phase/DALI track and on a ceiling-mounted base.
- Made of die-cast aluminium and thermoplastic material.
- Opti Beam interchanging reflectors with high luminous efficiency and uniform distribution.
- High visual comfort.
- Inclination of 90° on horizontal plane and 360° rotation around the vertical axis, with mechanical aiming lock.
- Spotlights with flood optics and lamps without reflectors have a manual focusing device for the light beam.
- The luminaires include a dimmable electronic transformer and are made using IGBT technology.
- C.o.B. LED versions with passive dissipation.
- Complete with safety glass.

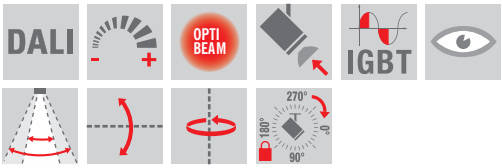


## Optics and lamps

**S** - Spot
α 8-10°-12°-14°

**M** - Medium
α 16°

**F** - Flood
α 28°-30°-34°

**WF** - Wide Flood
α 48°-50°

**E** - Elliptical*

**WW** - Wall Washer*

| | | |
|---|---|---|
| | LED | 30 - 38 - 39W<br>47 - 55W |
| | QR-CBC 51 | 50W |
| | QT 12 ES | 100W |
| | HIT-TC-CE | 35 - 70W |

* The Elliptical and Wall Washer optics are obtained by fitting the appropriate accessory.

## LED

- **LED C.o.B.**
- Colour stability
  **Mac Adam <3**
- Life
  50000 h **L80 B10**
- Color temperature:
  Neutral white **4000K**
  Warm white **3000K**

## Energy saving

| lumen<br>lm | LED | QR CBC 51 | | HIT-CE | |
|---|---|---|---|---|---|
| **3000** | 39W | 3x50W | 74% | - | - |
| **5000** | 55W | - | - | 70W | 21% |

(3000K) LED energy saving compared with conventional lamps

# Tecnica

The accessories allow the features of the lighting produced by the single luminaire to be altered, for highly professional lighting effects.
The combination of filters allows the lamp color features to be changed, to make the most of the objects lit or the space. The use of screens eliminates possible glare or stray light, guaranteeing a high level of visual comfort.

Accessory-holder ring, which can hold up to three flat accessories

External accessories installation without tools

External accessories with rotation up to 360°



# Tecnica

01 WHITE 04 BLACK



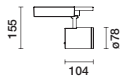


| light source | W | lm | optic | code colour |
|---|---|---|---|---|
| **QR CBC 51** (GU5,3) | Electronic complete with dimmer | | | |
| | **50 W 12 V** | | | **6336** 01-04 |

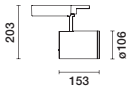


| | | | | |
|---|---|---|---|---|
| LED | 4000K - CRI 80 - complete with dimmer | | | |
| | **39 W** | **3000** | **12°** | **MK58** 01-04 |
| | **39 W** | **3000** | **28°** | **MK59** 01-04 |
| | **39 W** | **3000** | **50°** | **MK60** 01-04 |
| | 3000K - CRI 80 - complete with dimmer | | | |
| | **39 W** | **3000** | **12°** | **MK61** 01-04 |
| | **39 W** | **3000** | **28°** | **MK62** 01-04 |
| | **39 W** | **3000** | **50°** | **MK63** 01-04 |
| | 3000K - CRI 90 - complete with dimmer | | | |
| | **38 W** | **2600** | **12°** | **MN34** 01-04 |
| | **38 W** | **2600** | **28°** | **MN35** 01-04 |
| | **38 W** | **2600** | **50°** | **MN36** 01-04 |
| | 4000K - CRI 80 - DALI | | | |
| | **30 W** | **3100** | **12°** | **P271** 01-04 |
| | **30 W** | **3100** | **28°** | **P272** 01-04 |
| | **30 W** | **3100** | **50°** | **P273** 01-04 |
| | 3000K - CRI 80 - DALI | | | |
| | **30 W** | **3000** | **12°** | **P274** 01-04 |
| | **30 W** | **3000** | **28°** | **P275** 01-04 |
| | **30 W** | **3000** | **50°** | **P276** 01-04 |
| | 3000K - CRI 90 - DALI | | | |
| | **38 W** | **2700** | **12°** | **P277** 01-04 |
| | **38 W** | **2700** | **28°** | **P278** 01-04 |
| | **38 W** | **2700** | **50°** | **P279** 01-04 |

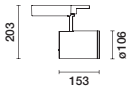


| | | | | |
|---|---|---|---|---|
| **QT 12 ES** (GY6,35) | Electronic complete with dimmer | | | |
| | **100 W max 12 V** | | **10°** | **6347** 01-04 |
| | **100 W max 12 V** | | **38°** | **6348** 01-04 |
| **HIT-TC-CE** (G8,5) | Electronic | | | |
| | **35 W** | | **8°** | **6343** 01-04 |
| | **35 W** | | **16°** | **MC91** 01-04 |
| | **35 W** | | **30°** | **6344** 01-04 |
| | **35 W** | | **50°** | **MC92** 01-04 |
| | **70 W** | | **10°** | **6345** 01-04 |
| | **70 W** | | **16°** | **MC93** 01-04 |
| | **70 W** | | **30°** | **6346** 01-04 |
| | **70 W** | | **50°** | **MC94** 01-04 |

IP40 for optical assembly

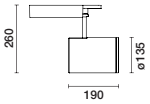


| light source | W | lm | optic | code colour |
|---|---|---|---|---|
| LED | 4000K - CRI 80 | | | |
| | **55 W** | **5000** | **14°** | **ML01** 01-04 |
| | **55 W** | **5000** | **34°** | **ML02** 01-04 |
| | **55 W** | **5000** | **48°** | **ML03** 01-04 |
| | 3000K - CRI 80 | | | |
| | **55 W** | **5000** | **14°** | **ML04** 01-04 |
| | **55 W** | **5000** | **34°** | **ML05** 01-04 |
| | **55 W** | **5000** | **48°** | **ML06** 01-04 |
| | 3000K - CRI 90 | | | |
| | **55 W** | **4200** | **14°** | **MN40** 01-04 |
| | **55 W** | **4200** | **34°** | **MN41** 01-04 |
| | **55 W** | **4200** | **48°** | **MN42** 01-04 |
| | 4000K - CRI 80 - DALI | | | |
| | **47 W** | **5200** | **14°** | **P280** 01-04 |
| | **47 W** | **5200** | **34°** | **P281** 01-04 |
| | **47 W** | **5200** | **48°** | **P282** 01-04 |
| | 3000K - CRI 80 - DALI | | | |
| | **47 W** | **5000** | **14°** | **P283** 01-04 |
| | **47 W** | **5000** | **34°** | **P284** 01-04 |
| | **47 W** | **5000** | **48°** | **P285** 01-04 |
| | 3000K - CRI 90 - DALI | | | |
| | **55 W** | **4400** | **14°** | **P286** 01-04 |
| | **55 W** | **4400** | **34°** | **P287** 01-04 |
| | **55 W** | **4400** | **48°** | **P288** 01-04 |



Technical data may change with technological evolution.
For updated data please refer to our on-line catalogue.

# Tecnica

| accessories | | | | 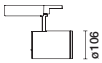 | | 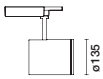 | |
|---|---|---|---|---|---|---|---|
| | | code | colour | code | colour | code | colour |
| | Refractor for elliptical distribution | **9538** | 24 | **2931** | 24<br>no for LED<br>**MXB4** 24<br>for versions LED | **MWY3** | 24<br>for versions LED |
| | Coloured filters | **9536** | 05-06-09<br>24 | **2935** | 05-06-09<br>24<br>no for LED | **2943** | 05-06-09<br>24 |
| | IR filter | **9541** | 24 | **2933** | 24<br>no for LED | **---** | --- |
| | UV filter | **9516** | 24 | **9517** | 24<br>no for LED | **---** | --- |
| | Warmtone filter | **2944** | 24 | **2945** | 24<br>no for LED | **---** | --- |
| | Coldtone filter | **2947** | 24 | **2948** | 24<br>no for LED | **---** | --- |
| | “Soft Lens” filter | **MWA3** | 24 | **MWA4** | 24<br>no for LED<br>**MXD8** 24<br>for versions LED | **MWM6** | 24<br>for versions LED |
| | Louvre | **6828** | 04 | **6829** | 04<br>no for LED | **---** | --- |
| | Wall washer screen complete with diffusing filter | **---** | --- | **MW81** | 43-47-74<br>for 6344-6346-6348<br>MC92-MC94 | **---** | --- |
| | Antiglare screen | **6861** | 04<br>47-74 | **6862** | 04<br>47-74 | **6863** | 04<br>47-74 |
| | Directional flaps | **6831** | 04 | **6832** | 04 | **6833** | 04 |
| | Cover for adapter IP40 | **MXZ5** | 01-04 | **MXZ5** | 01-04 | **MXZ5** | 01-04 |

# Tecnica Pro

design Bruno Gecchelin

## Features

IP20 (IP40 with optional glass)

- Installation on three-phase track and extruded aluminium channel complete with track; the channel can be suspended with cables or rods and surface mounted.
- Made of die-cast aluminium and thermoplastic material.
- Super-pure aluminium reflector with high luminous efficiency and uniform distribution.
- High visual comfort.
- Inclination of 90° on horizontal plane and 360° rotation around the vertical axis, with mechanical aiming lock.
- C.o.B. LED versions with passive dissipation
- Complete with safety glass.

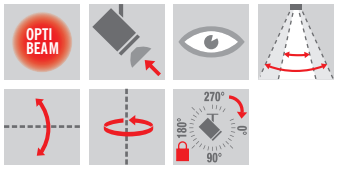

Installation in channel with recessed power box

Opti Beam lens (Superspot optic <8°)

## Optics and lamps

**SS** - Superspot
α 5°-7°

**S** - Spot
α 10°-15°

**M** - Medium
α 22°-26°

**WF** - Wide Flood
α 42°-60°

**E** - Elliptical*

| | |
|---|---|
| LED | 6 - 10 - 11 - 15W |
| | 23 - 24 - 31 - 33W |
| | 36 - 37 - 48W |

* Elliptical optic is obtained by installing the respective accessory.

## LED

- **LED C.o.B.**
- Colour stability **Mac Adam <3**
- Life 50000 h **L80 B10**
- Color temperature: Neutral white **4000K** Warm white **3000K**

## Energy saving

| lumen lm | LED | QR CBC 51 | ENERGY SAVING | HIT-CE | ENERGY SAVING |
|---|---|---|---|---|---|
| **1500** | 15W | 2x35W | 79% | - | - |
| **3000** | 24W | 3x50W | 84% | - | - |
| **4900** | 36W | - | - | 70W | 49% |

(3000K) LED energy saving compared with conventional lamps

# Tecnica Pro

01 WHITE — 04 BLACK

new
Available for order
Superspot optic with ø 120: available for order from first quarter
Superspot optic with ø 86: available for order from second quarter

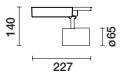


| light source | W | lm | optic | code colour |
|---|---|---|---|---|
| LED new | 4000K - CRI 80 | | | |
| | 11 W | 1500 | 10° | **P654** 01-04 |
| | 11 W | 1500 | 26° | **P655** 01-04 |
| | 3000K - CRI 90 | | | |
| | 15 W | 1500 | 10° | **P656** 01-04 |
| | 15 W | 1500 | 26° | **P657** 01-04 |
| | 4000K - CRI 80 - DALI | | | |
| | 11 W | 1500 | 10° | **P658** 01-04 |
| | 11 W | 1500 | 26° | **P659** 01-04 |
| | 3000K - CRI 90 - DALI | | | |
| | 15 W | 1500 | 10° | **P660** 01-04 |
| | 15 W | 1500 | 26° | **P661** 01-04 |



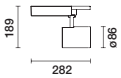


| light source | W | lm | optic | code colour |
|---|---|---|---|---|
| LED new | 4000K - CRI 80 | | | |
| • | 23 W | 3000 | 15° | **P662** 01-04 |
| • | 23 W | 3000 | 22° | **P663** 01-04 |
| • | 23 W | 3000 | 42° | **P664** 01-04 |
| • | 23 W | 3000 | 60° | **P665** 01-04 |
| | 3000K - CRI 80 | | | |
| | 24 W | 3000 | 15° | **MR90** 01-04 |
| | 24 W | 3000 | 22° | **N351** 01-04 |
| | 24 W | 3000 | 42° | **N353** 01-04 |
| | 24 W | 3000 | 60° | **N355** 01-04 |
| | 3000K - CRI 90 | | | |
| • | 6 W | 500 | 7° | **P610** 01-04 |
| | 31 W | 3000 | 15° | **MR91** 01-04 |
| | 31 W | 3000 | 22° | **N352** 01-04 |
| | 31 W | 3000 | 42° | **N354** 01-04 |
| | 31 W | 3000 | 60° | **N356** 01-04 |
| | 4000K - CRI 80 - DALI | | | |
| • | 23 W | 3000 | 15° | **P666** 01-04 |
| • | 23 W | 3000 | 22° | **P667** 01-04 |
| • | 23 W | 3000 | 42° | **P668** 01-04 |
| • | 23 W | 3000 | 60° | **P669** 01-04 |
| | 3000K - CRI 80 - DALI | | | |
| • | 24 W | 3000 | 15° | **P670** 01-04 |
| • | 24 W | 3000 | 22° | **P671** 01-04 |
| • | 24 W | 3000 | 42° | **P672** 01-04 |
| • | 24 W | 3000 | 60° | **P673** 01-04 |
| | 3000K - CRI 90 - DALI | | | |
| • | 31 W | 3000 | 15° | **P674** 01-04 |
| • | 31 W | 3000 | 22° | **P675** 01-04 |
| • | 31 W | 3000 | 42° | **P676** 01-04 |
| • | 31 W | 3000 | 60° | **P677** 01-04 |

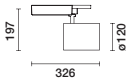


| light source | W | lm | optic | code colour |
|---|---|---|---|---|
| LED new | 4000K - CRI 80 | | | |
| | 33 W | 4000 | 15° | **P678** 01-04 |
| | 36 W | 5000 | 22° | **P679** 01-04 |
| | 36 W | 5000 | 42° | **P680** 01-04 |
| | 36 W | 5000 | 60° | **P681** 01-04 |
| | 3000K - CRI 80 | | | |
| | 33 W | 4000 | 15° | **P682** 01-04 |
| | 36 W | 4900 | 22° | **P683** 01-04 |
| | 36 W | 4900 | 42° | **P684** 01-04 |
| | 36 W | 4900 | 60° | **P685** 01-04 |
| | 3000K - CRI 90 | | | |
| | 10 W | 800 | 5° | **P611** 01-04 |
| | 37 W | 3600 | 15° | **P686** 01-04 |
| | 48 W | 5000 | 22° | **P687** 01-04 |
| | 48 W | 5000 | 42° | **P688** 01-04 |
| | 48 W | 5000 | 60° | **P689** 01-04 |
| | 4000K - CRI 80 - DALI | | | |
| | 33 W | 4000 | 15° | **P690** 01-04 |
| | 36 W | 5000 | 22° | **P691** 01-04 |
| | 36 W | 5000 | 42° | **P692** 01-04 |
| | 36 W | 5000 | 60° | **P693** 01-04 |
| | 3000K - CRI 80 - DALI | | | |
| | 33 W | 4000 | 15° | **P694** 01-04 |
| | 36 W | 4900 | 22° | **P695** 01-04 |
| | 36 W | 4900 | 42° | **P696** 01-04 |
| | 36 W | 4900 | 60° | **P697** 01-04 |
| | 3000K - CRI 90 - DALI | | | |
| | 37 W | 3600 | 15° | **P698** 01-04 |
| | 48 W | 5000 | 22° | **P699** 01-04 |
| | 48 W | 5000 | 42° | **P700** 01-04 |
| | 48 W | 5000 | 60° | **P701** 01-04 |

# Tecnica Pro

01 WHITE
04 BLACK

## accessories

| | ø65 code | ø65 colour | ø86 code | ø86 colour | ø120 code | ø120 colour |
|---|---|---|---|---|---|---|
| Refractor for elliptical distribution | **MY45** | 24 | **MY86** | 24 | **MWD6** | 24 |
| Refractor for elliptical distribution for Superspot optic | **---** | --- | **MY34** | 24 | **MY35** | 24 |
| "Soft Lens" filter | **MY51** | 24 | **MY87** | 24 | **MWN5** | 24 |
| Louvre for Superspot optic | **---** | --- | **MY90** | 04 | **MY91** | 04 |
| Cross baffle | **MY52** | 47-04 | **MY88** | 47-04 | **---** | --- |
| Antiglare screen | **MY85** | 47-04 | **MY89** | 47-04 | **---** | --- |
| Cover for adapter IP40 | **MXZ5** | 01-04 | **MXZ5** | 01-04 | **MXZ5** | 01-04 |

| length | code colour |
|---|---|
| **Channel** | |
| **1000** | **TBG4** 01-04 |
| **2000** | **TBG5** 01-04 |
| **3000** | **TY92** 01-04 |

| length | code colour |
|---|---|
| **Track module** | |
| **1000** | **P293** 01-04-12 |
| **2000** | **P294** 01-04-12 |
| **3000** | **P295** 01-04-12 |

## accessories and systems for channel installation

| | code | colour |
|---|---|---|
| Intermediate suspension cable L=1500 | **MW67** | 00 |
| Suspension rods h=1000 | | |
| with power supply 3 pole | **TY94** | 01-04 |
| without power supply | **TBG8** | 01-04 |
| Two end caps | **TY95** | 01-04 |
| Power supply base with suspension cables L=1500 | **MWB4** | 01 |

## accessories and track components

| | code | colour |
|---|---|---|
| End cap | **MXY2** | 01-04 |
| Power supply end cap with earth contact | | |
| right | **MY30** | 01-04 |
| left | **MY31** | 01-04 |
| Concealed coupling with wiring | **MXX2** | 01-04 |
| Direct coupling for power supply | **MXY5** | 01-04 |
| Cover strip L=1000<br>Complete with IP40 cap | **MWW7** | 01-04 |

# Tecnica Pro

## Installation in channel



# iShop

design Carlo Colombo

## Features

IP20

- Installation on three-phase track and on a ceiling-mounted base.
- Made of die-cast aluminium and thermoplastic material.
- Opti Beam interchanging reflectors with high luminous efficiency and uniform distribution.
- High visual comfort.
- Inclination of 90° on horizontal plane and 360° rotation around the vertical axis, with mechanical aiming lock.
- C.o.B. LED versions with passive dissipation.
- Complete with safety glass.

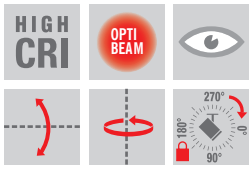

Opti Beam lens
(Superspot optic <8°)

## Optics and lamps

**SS** - Superspot
α 5°-7°

**S** - Spot
α 12°

**M** - Medium
α 16°-18°

**F** - Flood
α 28°-30°

**WF** - Wide Flood
α 44°-48°-52°

**E** - Elliptical*

| | |
|---|---|
| LED | 6 - 10 - 12W |
| | 29 - 46W |

* Elliptical optic is obtained by installing the respective accessory.

## LED

- **LED C.o.B.**
- Colour stability **Mac Adam <3**
- Life 50000 h **L80 B10**
- Color temperature: Neutral white **4000K** Warm white **3000K**

## Energy saving

| lumen lm | LED | QR CBC 51 | ENERGY SAVING | HIT-CE | ENERGY SAVING |
|---|---|---|---|---|---|
| **1300** | 12W | 2x35W | 83% | - | - |
| **3000** | 29W | 2x75W | 81% | - | - |
| **5200** | 46W | - | - | 70W | 43% |

(3000K) LED energy saving compared with conventional lamps

# iShop

01
WHITE

04
BLACK

new
Superspot optic: available for order from first quarter

| light source | W | lm | optic | code colour |
|---|---|---|---|---|
| LED new | 4000K - CRI 80 | | | |
| | 12 W | 1500 | 16° | **N180** 01-04 |
| | 12 W | 1500 | 30° | **N181** 01-04 |
| | 12 W | 1500 | 52° | **N294** 01-04 |
| | 3000K - CRI 90 | | | |
| • | 6 W | 500 | 7° | **P608** 01-04 |
| | 12 W | 1300 | 16° | **N182** 01-04 |
| | 12 W | 1300 | 30° | **N183** 01-04 |
| | 12 W | 1300 | 52° | **N295** 01-04 |

See your instruction manual for the exact number of accessories that may be installed

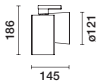


| light source | W | lm | optic | code colour |
|---|---|---|---|---|
| LED new | 4000K - CRI 80 | | | |
| | 29 W | 3100 | 12° | **N184** 01-04 |
| | 29 W | 3100 | 18° | **N185** 01-04 |
| | 29 W | 3100 | 28° | **N186** 01-04 |
| | 29 W | 3100 | 44° | **N187** 01-04 |
| | 3000K - CRI 80 | | | |
| | 29 W | 3000 | 12° | **N188** 01-04 |
| | 29 W | 3000 | 18° | **N189** 01-04 |
| | 29 W | 3000 | 28° | **N190** 01-04 |
| | 29 W | 3000 | 44° | **N191** 01-04 |
| | 3000K - CRI 90 | | | |
| • | 10 W | 800 | 5° | **P609** 01-04 |
| | 29 W | 2600 | 12° | **N192** 01-04 |
| | 29 W | 2600 | 18° | **N193** 01-04 |
| | 29 W | 2600 | 28° | **N194** 01-04 |
| | 29 W | 2600 | 44° | **N195** 01-04 |

See your instruction manual for the exact number of accessories that may be installed

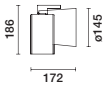


| light source | W | lm | optic | code colour |
|---|---|---|---|---|
| LED | 4000K - CRI 80 | | | |
| | 46 W | 5400 | 16° | **N196** 01-04 |
| | 46 W | 5400 | 30° | **N197** 01-04 |
| | 46 W | 5400 | 48° | **N198** 01-04 |
| | 3000K - CRI 80 | | | |
| | 46 W | 5200 | 16° | **N200** 01-04 |
| | 46 W | 5200 | 30° | **N201** 01-04 |
| | 46 W | 5200 | 48° | **N202** 01-04 |
| | 3000K - CRI 90 | | | |
| | 46 W | 4400 | 16° | **N204** 01-04 |
| | 46 W | 4400 | 30° | **N205** 01-04 |
| | 46 W | 4400 | 48° | **N206** 01-04 |

See your instruction manual for the exact number of accessories that may be installed

## accessories

| | ø96 code | ø96 colour | ø121 code | ø121 colour | ø145 code | ø145 colour |
|---|---|---|---|---|---|---|
| Refractor for elliptical distribution | **MXV1** | 24 | **MXV6** | 24 | **MWY3** | 24 |
| Refractor for elliptical distribution for Superspot optic | **MY34** | 24 | **MY35** | 24 | **---** | --- |
| Louvre for Superspot optic | **MY90** | 04 | **MY91** | 04 | **---** | --- |
| Ceiling base | **MXZ2** | 01-04 | **MXZ2** | 01-04 | **---** | --- |
| Recessed base<br>Hole for installation 108 mm | **MXZ3** | 01-04 | **MXZ3** | 01-04 | **---** | --- |
| Cover for adapter IP40 | **MXZ5** | 01-04 | **MXZ5** | 01-04 | **MXZ5** | 01-04 |

| Interchangeable reflectors | ø96 code (α) | ø96 colour | ø121 code (α) | ø121 colour | ø145 code (α) | ø145 colour |
|---|---|---|---|---|---|---|
| spot | **---** | --- | **MX90** (12°) | 12 | **---** | --- |
| medium | **MXV2** (16°) | 12 | **MX91** (18°) | 12 | **MXA6** (16°) | 12 |
| flood | **MXV3** (30°) | 12 | **MX92** (28°) | 12 | **MXA7** (30°) | 12 |
| wide flood | **MXV4** (52°) | 12 | **MX93** (44°) | 12 | **MXA8** (48°) | 12 |

Technical data may change with technological evolution.
For updated data please refer to our on-line catalogue.

# iSight

## Features

IP20

- Installation on three-phase track or surface-mounted with base.
- Made of two extruded aluminium cylinders, one provided with electronic driver (fixed) and one with optical assembly (adjustable).
- Superpure aluminium reflector (large body) or in metallised polycarbonate (small body).
- High visual comfort.
- Inclination of ±135° on horizontal plane and 360° rotation around the vertical axis.
- C.o.B. LED versions with passive dissipation.
- Complete with safety glass.

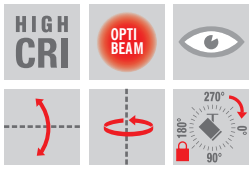


## Optics and lamps

**M** - Medium
α 18°

**F** - Flood
α 26°-30°-42°

**E** - Elliptical*

| | |
|---|---|
| LED | 12 - 25W |

* Elliptical optic is obtained by installing the respective accessories.

## LED

- **LED C.o.B.**
- Colour stability **Mac Adam <3**
- Life 50000 h **L80 B10**
- Color temperature: Neutral white **4000K** Warm white **3000K**

## Energy saving

| lumen lm | LED | QR CBC 51 | ENERGY SAVING |
|---|---|---|---|
| **1300** | 12W | 2x35W | 83% |
| **2700** | 25W | 2,5x50W | 80% |

(3000K) LED energy saving compared with conventional lamps

# iSight

The accessories allow the features of the lighting produced by the single luminaire to be altered, for highly professional lighting effects.
The combination of filters allows the lamp color features to be changed, to make the most of the objects lit or the space. The use of screens eliminates possible glare or stray light, guaranteeing a high level of visual comfort.



# iSight

01
WHITE

04
BLACK

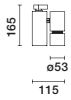


| light source | W | lm | optic | code colour |
|---|---|---|---|---|
| LED | 4000K - CRI 80 | | | |
| | 12 W | 1350 | 18° | **N335** 01-04 |
| | 12 W | 1350 | 30° | **N336** 01-04 |
| | 3000K - CRI 80 | | | |
| | 12 W | 1300 | 18° | **N337** 01-04 |
| | 12 W | 1300 | 30° | **N338** 01-04 |
| | 3000K - CRI 90 | | | |
| | 12 W | 1200 | 18° | **N339** 01-04 |
| | 12 W | 1200 | 30° | **N340** 01-04 |

See your instruction manual for the exact number of accessories that may be installed



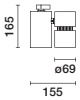


| light source | W | lm | optic | code colour |
|---|---|---|---|---|
| LED | 4000K - CRI 80 | | | |
| | 25 W | 2800 | 26° | **N341** 01-04 |
| | 25 W | 2800 | 42° | **N342** 01-04 |
| | 3000K - CRI 80 | | | |
| | 25 W | 2700 | 26° | **N343** 01-04 |
| | 25 W | 2700 | 42° | **N344** 01-04 |
| | 3000K - CRI 90 | | | |
| | 25 W | 2300 | 26° | **N345** 01-04 |
| | 25 W | 2300 | 42° | **N346** 01-04 |

See your instruction manual for the exact number of accessories that may be installed

## accessories

| | ø53 code | ø53 colour | ø69 code | ø69 colour |
|---|---|---|---|---|
| Refractor for elliptical distribution | **MXT8** | 24 | **MXU5** | 24 |
| Diffusing filter | **MXT7** | 65 | **MXU4** | 65 |
| "Soft Lens" filter | **MXT9** | 24 | **MXU6** | 24 |
| Louvre | **MXU0** | 04 | **MXU7** | 04 |
| Wall washer screen | **MXU3** | 04 | **MXV0** | 04 |
| Antiglare screen | **MXU2** | 04 | **MXU9** | 04 |
| Cross baffle | **MXU1** | 04 | **MXU8** | 04 |
| Ceiling base | **MXZ2** | 01-04 | **MXZ2** | 01-04 |
| Recessed base<br>Hole for installation 108 mm | **MXZ3** | 01-04 | **MXZ3** | 01-04 |
| Cover for adapter IP40 | **MXZ5** | 01-04 | **MXZ5** | 01-04 |

Technical data may change with technological evolution.
For updated data please refer to our on-line catalogue.

Trade Fair Palace - Veletržní palác - Prague, Czech Republic
Lighting project: Eng. Petr Žák, PhD. Etna
Photo: Tomáš Bogner

pinterest.com/iguzzini

New **View**

design iGuzzini/Arup

## Features

IP20

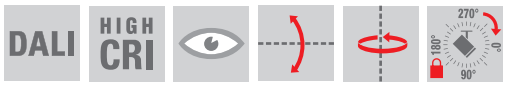


- Installation on three-phase track and on a ceiling-mounted base.
- Made of die-cast aluminium and thermoplastic material.
- Super-pure aluminium optics.
- High visual comfort (when using accessories).
- 90° tilting on horizontal plane; 360° rotation around vertical axis with mechanical aiming lock.
- PCB linear LED with passive dissipation and high luminous efficiency.
- Complete with protection screen.

## Wall-mounted

View is available
in wall-mounted version



# New View

## Optics and lamps

Wall Washer

**SF**
Super Flood

| | |
|---|---|
| LED | 14 - 17 - 29W |
| | 33 - 43W |

## Correct installation

Please refer to the instructions sheet for the best layout of the fixtures in order to guarantee uniform wall lighting.

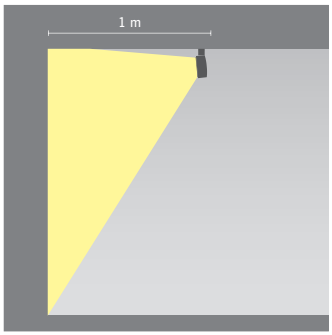


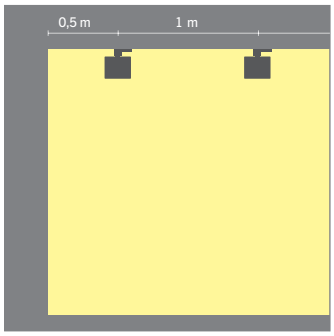


## LED

- **LED Single chip**
- Colour stability
  **Mac Adam <3**
- Life
  50000 h **L80 B10**
- Color temperature:
  Neutral white **4000K**
  Warm white **3000K**

## Energy saving

| lumen<br>lm | LED | QR CBC 51 | |
|---|---|---|---|
| **1500** | 17W | 2x35W | 76% |
| **3000** | 33W | 3x50W | 78% |

(3000K) LED energy saving compared with conventional lamps

# New View

47 WHITE/BLACK 04 BLACK

## spotlight

new
Very Wide Flood versions: available for order
Wall Washer versions: available for order from first quarter

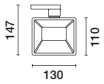


| light source | W | lm | optic | code colour |
|---|---|---|---|---|
| LED new 4000K - CRI 80 | | | | |
| | 14 W | 1500 | SF | **P128** 47-04 |
| 3000K - CRI 80 | | | | |
| | 17 W | 1500 | SF | **N983** 47-04 |
| 3000K - CRI 90 | | | | |
| | 17 W | 1300 | SF | **N984** 47-04 |
| 4000K - CRI 80 - DALI | | | | |
| | 14 W | 1500 | SF | **P636** 47-04 |
| 3000K - CRI 80 - DALI | | | | |
| | 17 W | 1500 | SF | **P637** 47-04 |
| 3000K - CRI 90 - DALI | | | | |
| | 17 W | 1300 | SF | **P638** 47-04 |

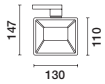


| light source | W | lm | optic | code colour |
|---|---|---|---|---|
| LED new 4000K - CRI 80 | | | | |
| | 14 W | 1500 | WW | **P007** 47-04 |
| 3000K - CRI 80 | | | | |
| | 17 W | 1500 | WW | **P008** 47-04 |
| 3000K - CRI 90 | | | | |
| | 17 W | 1300 | WW | **P009** 47-04 |
| 4000K - CRI 80 - DALI | | | | |
| | 14 W | 1500 | WW | **P645** 47-04 |
| 3000K - CRI 80 - DALI | | | | |
| | 17 W | 1500 | WW | **P646** 47-04 |
| 3000K - CRI 90 - DALI | | | | |
| | 17 W | 1300 | WW | **P647** 47-04 |

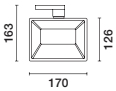


| light source | W | lm | optic | code colour |
|---|---|---|---|---|
| LED new 4000K - CRI 80 | | | | |
| | 29 W | 3000 | SF | **N994** 47-04 |
| 3000K - CRI 80 | | | | |
| | 33 W | 3000 | SF | **N995** 47-04 |
| 3000K - CRI 90 | | | | |
| | 33 W | 2500 | SF | **N996** 47-04 |
| 4000K - CRI 80 - DALI | | | | |
| | 29 W | 3000 | SF | **P639** 47-04 |
| 3000K - CRI 80 - DALI | | | | |
| | 33 W | 3000 | SF | **P640** 47-04 |
| 3000K - CRI 90 - DALI | | | | |
| | 33 W | 2500 | SF | **P641** 47-04 |

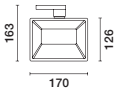


| light source | W | lm | optic | code colour |
|---|---|---|---|---|
| LED new 4000K - CRI 80 | | | | |
| | 29 W | 3000 | WW | **P019** 47-04 |
| 3000K - CRI 80 | | | | |
| | 33 W | 3000 | WW | **P021** 47-04 |
| 3000K - CRI 90 | | | | |
| | 33 W | 2500 | WW | **P022** 47-04 |
| 4000K - CRI 80 - DALI | | | | |
| | 29 W | 3000 | WW | **P648** 47-04 |
| 3000K - CRI 80 - DALI | | | | |
| | 33 W | 3000 | WW | **P649** 47-04 |
| 3000K - CRI 90 - DALI | | | | |
| | 33 W | 2500 | WW | **P650** 47-04 |

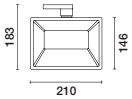


| light source | W | lm | optic | code colour |
|---|---|---|---|---|
| LED new 4000K - CRI 80 | | | | |
| | 43 W | 4000 | SF | **P000** 47-04 |
| 3000K - CRI 80 | | | | |
| | 43 W | 3600 | SF | **P002** 47-04 |
| 3000K - CRI 90 | | | | |
| | 43 W | 3000 | SF | **P003** 47-04 |
| 4000K - CRI 80 - DALI | | | | |
| | 43 W | 4000 | SF | **P642** 47-04 |
| 3000K - CRI 80 - DALI | | | | |
| | 43 W | 3600 | SF | **P643** 47-04 |
| 3000K - CRI 90 - DALI | | | | |
| | 43 W | 3000 | SF | **P644** 47-04 |

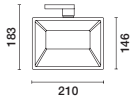


| light source | W | lm | optic | code colour |
|---|---|---|---|---|
| LED new 4000K - CRI 80 | | | | |
| | 43 W | 4000 | WW | **P026** 47-04 |
| 3000K - CRI 80 | | | | |
| | 43 W | 3600 | WW | **P027** 47-04 |
| 3000K - CRI 90 | | | | |
| | 43 W | 3000 | WW | **P028** 47-04 |
| 4000K - CRI 80 - DALI | | | | |
| | 43 W | 4000 | WW | **P651** 47-04 |
| 3000K - CRI 80 - DALI | | | | |
| | 43 W | 3600 | WW | **P652** 47-04 |
| 3000K - CRI 90 - DALI | | | | |
| | 43 W | 3000 | WW | **P653** 47-04 |



Technical data may change with technological evolution.
For updated data please refer to our on-line catalogue.

# New View

47
WHITE/BLACK

## wall-mounted

new
Available for order from first quarter

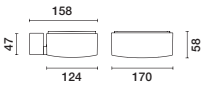


| light source | W | lm | optic | code colour |
|---|---|---|---|---|
| LED new | 4000K - CRI 80 | | | |
| | 29 W | 3000 | WW | **N988** 47 |
| | 3000K - CRI 80 | | | |
| | 33 W | 3000 | WW | **N989** 47 |
| | 4000K - CRI 80 - DALI | | | |
| | 29 W | 3000 | WW | **N990** 47 |
| | 3000K - CRI 80 - DALI | | | |
| | 33 W | 3000 | WW | **N991** 47 |

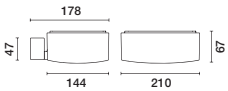


| light source | W | lm | optic | code colour |
|---|---|---|---|---|
| LED new | 4000K - CRI 80 | | | |
| | 43 W | 4000 | WW | **N992** 47 |
| | 3000K - CRI 80 | | | |
| | 43 W | 3600 | WW | **N993** 47 |
| | 4000K - CRI 80 - DALI | | | |
| | 43 W | 4000 | WW | **P013** 47 |
| | 3000K - CRI 80 - DALI | | | |
| | 43 W | 3600 | WW | **P014** 47 |

## spotlight accessories

| | 130 | | 170 | | 210 | |
|---|---|---|---|---|---|---|
| | code | colour | code | colour | code | colour |
| Antiglare screen | **MXV7** | 04 | **MXV8** | 04 | **MXV8** | 04 |
| Asymmetrical screen | **MXV9** | 04 | **MXW0** | 04 | **MXW0** | 04 |
| Ceiling base | **MXZ2** | 01-04 | **MXZ2** | 01-04 | **MXZ2** | 01-04 |
| Recessed base<br>Hole for installation 108 mm | **MXZ3** | 01-04 | **MXZ3** | 01-04 | **MXZ3** | 01-04 |
| Cover for adapter IP40 | **MXZ5** | 01-04 | **MXZ5** | 01-04 | **MXZ5** | 01-04 |

# Tilt

01 WHITE  15 GREY

## Features

IP40

- Surface-mounted on a wall or turned through 180°.
- Made of die-cast and extruded aluminium.
- Optical diffuser in thermoplastic material.
- Lamps are adjustable and can be rotated around the vertical axis.

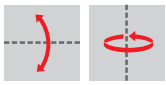

## Optics and lamps

**S** - Spot
α 12°-14°

**M** - Medium
α 20°

| | |
|---|---|
| LED | 17 - 18 - 35W |

## Applications

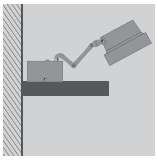

Installation above cornice

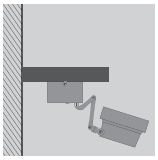

Installation under cornice

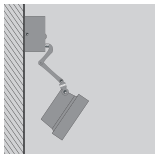

Wall installation

## LED

- **LED Single Chip**
- Colour stability **Mac Adam <3**
- Life 50000 h **L80 B10**
- Color temperature: Warm white **3000K**

## Energy saving

| lumen lm | LED | QR CBC 51 | ENERGY SAVING |
|---|---|---|---|
| **1148** | 17W | 50W | 66% |
| **1900** | 18W | 2x50W | 82% |

(3000K) LED energy saving compared with conventional lamps

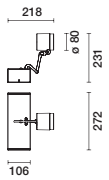


| light source | W | lm | optic | code | colour |
|---|---|---|---|---|---|
| LED | 3000K - CRI 85<br>Complete with power supply | | | | |
| | **17 W** | **1148** | **12°** | **MB28** | 01-15 |
| | **17 W** | **1148** | **20°** | **MB29** | 01-15 |

| | code | colour |
|---|---|---|
| Optical diffuser | | |
| medium | **MXG3** | 24 |
| flood | **MXG4** | 24 |
| ellittica | **MXG5** | 24 |

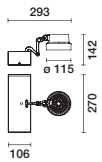


| light source | W | lm | optic | code | colour |
|---|---|---|---|---|---|
| LED | **Passive dissipation**<br>Complete with power supply<br>3000K - CRI 83 | | | | |
| | **18 W** | **1900** | **14°** | **N347** | 01-15 |
| | 3000K - CRI 97 | | | | |
| | **18 W** | **1600** | **14°** | **N348** | 01-15 |
| | **Active dissipation**<br>Complete with power supply<br>3000K - CRI 83 | | | | |
| | **35 W** | **3200** | **14°** | **N349** | 01-15 |
| | 3000K - CRI 97 | | | | |
| | **35 W** | **2700** | **14°** | **N350** | 01-15 |

Technical data may change with technological evolution.
For updated data please refer to our on-line catalogue.

Saint Isidro Church - Madrid, Spain
Lighting project: R.S. Ingenieros
Photo: Arquitectura y Luz, Gala Martínez

pinterest.com/iguzzini
S. ALEXANDRO

pinterest.com/guzzini

# Cestello

design G. Aulenti - P. Castiglioni

## Features

IP20

- Installation on three-phase/DALI track and on a ceiling-mounted base.
- Made of die-cast aluminium and thermoplastic material.
- For low voltage versions the luminaire has an integrated electronic transformer in the structure's lateral longitudinal members.
- For discharge and LED versions the electronic power supply is integrated in one of the 4 compartments of the structure, reducing the number of optical assemblies to 3.
- The luminaires include a dimmable electronic transformer and are made using IGBT technology.

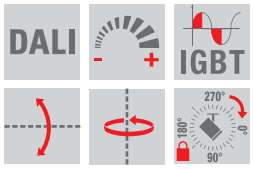


## Versions

Cestello is available in two sizes and in the following versions:
- spotlight
- wall mounted
- pendant
- floor lamp

floor lamp

pendant

wall mounted

Chiesa di San Lorenzo in Palatio ad Sancta Sanctorum - Rome, Italy

Vatican Museums scientific direction: Prof. Arnold Nesselrath
Restoration Director (frescoes): Dott. Paolo Violini
Architectural and lighting project: Sala2 Architettura
Photo: Riccardo Budini / Looma

# Cestello

## Optical diffusers

Simply fitting these refractors means that the width of the light beams can be adjusted, without replacing the luminaire. The product without diffuser has a spot optic. For more flexible lighting, install different optical diffusers on the same luminaire.




## Optics and lamps

**S** - Spot
α 14°

**M** - Medium

**F** - Flood
α 30°

**WF** - Wide Flood
α 46°

**E** - Elliptical*

| | | |
|---|---|---|
| | LED PASSIVE DISSIPATION | 19W |
| | **QR-CBC 51** | 50W |

* Elliptical optic is obtained by installing the respective accessory.

## LED

- **LED Single Chip**
- Colour stability
  **Mac Adam <3**
- Life
  50000 h **L80 B10**
- Color temperature:
  Warm white **3000K**

## Energy saving

| lumen lm | LED | QR CBC 51 | ENERGY SAVING |
|---|---|---|---|
| **1700** | 19W | 2x50W | 82% |

(3000K) LED energy saving compared with conventional lamps

# Cestello

15
GREY

## spotlight



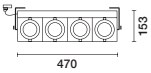


| light source | W | code colour |
|---|---|---|
| **QR CBC 51** (GU5,3) | Electronic transformer | |
| | **4x50 W 12 V** | **2729** 15 |

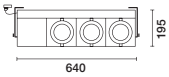


| light source | W | lm | optic | code colour |
|---|---|---|---|---|
| LED | **Passive dissipation** | | | |
| | 3000K - CRI 83 | | | |
| | **3x19 W** | **2000** | **14°** | **MH06** 15 |
| | **3x19 W** | **2000** | **30°** | **MH07** 15 |
| | **3x19 W** | **2000** | **46°** | **MH08** 15 |
| | 3000K - CRI 97 | | | |
| | **3x19 W** | **1700** | **14°** | **MH09** 15 |
| | **3x19 W** | **1700** | **30°** | **MH10** 15 |

## pendant

| light source | W | code colour |
|---|---|---|
| **QR CBC 51** (GU5,3) | Electronic transformer | |
| | **4x50 W 12 V** | **3051** 15 |

Complete with steel suspension cables
and power cable L=2000

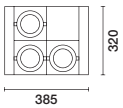


| light source | W | lm | optic | code colour |
|---|---|---|---|---|
| LED | **Passive dissipation** | | | |
| | 3000K - CRI 97 - DALI | | | |
| | **3x19 W** | **1700** | **14°** | **MG97** 15 |
| | **3x19 W** | **1700** | **30°** | **MG98** 15 |

Complete with steel suspension cables
and power cable L=2000

## wall mounted

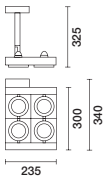


| light source | W | lm | optic | code colour |
|---|---|---|---|---|
| **QR CBC 51** (GU5,3) | Electronic transformer | | | |
| | **4x50 W 12 V** | | | **5181** 15 |

Complete with one adjustable fixing rod

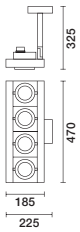


| light source | W | lm | optic | code colour |
|---|---|---|---|---|
| **QR CBC 51** (GU5,3) | Electronic transformer | | | |
| | **4x50 W 12 V** | | | **5179** 15 |

Complete with one adjustable fixing rod

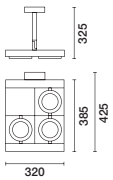


| light source | W | lm | optic | code colour |
|---|---|---|---|---|
| LED | **Passive dissipation** | | | |
| | Warm white - CRI 97 - DALI | | | |
| | **3x19 W** | **1700** | **14°** | **MH21** 15 |
| | **3x19 W** | **1700** | **30°** | **MH22** 15 |

Complete with one adjustable fixing rod

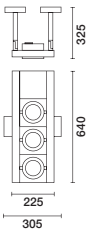


| light source | W | lm | optic | code colour |
|---|---|---|---|---|
| LED | **Passive dissipation** | | | |
| | 3000K - CRI 97 - DALI | | | |
| | **3x19 W** | **1700** | **14°** | **MH33** 15 |
| | **3x19 W** | **1700** | **30°** | **MH34** 15 |

Complete with two adjustable fixing rods

# Cestello

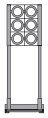

15
GREY

## floor lamp

| light source | W | lm | | optic | code | colour |
|---|---|---|---|---|---|---|
| LED | Passive dissipation | | | | | |
| | 3000K - CRI 97 | | | | | |
| | 6x19 W | 1700 | 2800 | 14° | **MH45** | 15 |
| | 6x19 W | 1700 | 2800 | 30° | **MH46** | 15 |

Class of Insulation I
Designed for separate switch-on of 3 groups of lamps
and equipped with L=2000 cable with plug.

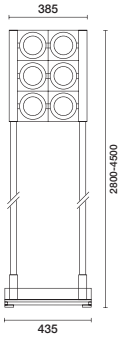


## accessories

| | code | colour |
|---|---|---|
| Refractor for elliptical distribution | **8766** for QR CBC 51 | 24 |
| Optical diffuser for LED | | |
| medium | **MXG3** | 24 |
| flood | **MXG4** | 24 |
| elliptical | **MXG5** | 24 |
| Coloured filters | **8753** for QR CBC 51 | 05-06-09<br>65 |
| Louvre | **8775** for QR CBC 51 | 04 |
| Cover for adapter IP40 | **MXZ5** for versions with adapter for track | 01-04 |



Technical data may change with technological evolution.
For updated data please refer to our on-line catalogue.

Villa Reale - Monza, Italy
Lighting project: Eng. Rebonato, Studio Ferrari Brocajoli Mantova
Photo: Lorenzo Palizzolo

pinterest.com/iguzzini

# Cerchio - Zoom

design Bruno Gecchelin

Cerchio

Zoom

## Features

IP20

IP20

**Cerchio**

- Installation on low voltage track, Mini Limelight.
- Made of die-cast aluminium and thermoplastic material.
- 305° rotation around the vertical axis and inclination of 130° (35W) - 122° (50W) in relation to the horizontal plane.

**Zoom**

- Installation on low voltage track, Mini Limelight.
- Made of die-cast aluminium and thermoplastic material.
- 360° rotation around the vertical axis and inclination of 140° in relation to the horizontal plane.
- The fitting has a patented joint system that makes it highly adjustable and assures electrical conductivity.

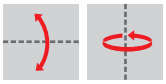

## Optics and lamps

**S** - Spot

**M** - Medium

**F** - Flood

| | | |
|---|---|---|
| | **QR-CBC 35** | 35 - 50W |
| | **QR-CBC 51** | 35 - 50W |

## Fitting on a curved rod

Mini Limelight, the low voltage track solution especially studied to illuminate paintings.

# Cerchio - Zoom

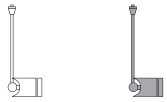

01 WHITE — 15 GREY

## Cerchio

| light source | W | code colour |
|---|---|---|
| **QR CBC 35** (GU4) | Straight rod L=70 | |
| | **35 W 12 V** | **6327** 15 |
| | Straight rod L=300 | |
| | **50 W 12 V** | **6328** 15 |
| **QR CBC 51** (GU5,3) | Straight rod L=70 | |
| | **35 W 12 V** | **6329** 15 |
| | Straight rod L=300 | |
| | **50 W 12 V** | **6330** 15 |

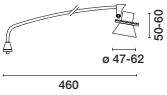


| | | |
|---|---|---|
| **QR CBC 35** (GU4) | Curved rod | |
| | **35 W 12 V** | **6334** 15 |
| **QR CBC 51** (GU5,3) | Curved rod | |
| | **50 W 12 V** | **6335** 15 |

## Zoom

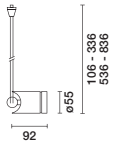


| light source | W | code colour |
|---|---|---|
| **QR CBC 51** (GU5,3) | Straight rod L=70 | |
| | **50 W 12 V** | **6314** 01-15 |
| | Straight rod L=300 | |
| | **50 W 12 V** | **6315** 01-15 |
| | Straight rod L=500 | |
| | **50 W 12 V** | **6316** 01-15 |
| | Straight rod L=800 | |
| | **50 W 12 V** | **6317** 01-15 |

| accessories | code | colour | code | colour |
|---|---|---|---|---|
| Coloured filters | **---** | --- | **8658** | 05-06-09<br>24<br>65 |
| Directional flaps | **6000** 04<br>for QR CBC 35<br>**6001** 04<br>for QR CBC 51 | | **8740** | 04 |
| Base with 50 W electronic transformer, for ceiling application | **6091** 01-15<br>h46 - ø123 | | **6091** 01-15<br>h46 - ø123 | |
| Recessed base<br>Hole for installation 63 mm | **6092** 01-15<br>h89 - ø71 | | **6092** 01-15<br>h89 - ø71 | |

# Standard track

## Features

IP20

- Extruded aluminium body.
- Available in different lengths: 1000/2000/3000/4000 mm.
- The track houses 6 wires, of which 4 for three-phase mode and 2 for DALI mode. The wires are enclosed in extruded rigid sections made of insulating material with high electrical rigidity.
- The 3-phase wires with a common ground provide 3 separate circuits that allow the use of 3 distinct switches. Powering the track to the one phase network, the maximum load is 16A (3500 VA) FELV, while for DALI 2x1A contacts.
- Connection to the 3-phase power network allows the system to have a total load of 16A (10500VA), DALI 2X1A (100VA) FELV.
- The lateral position of the grounding element makes the track structure asymmetrical. Therefore, the connecting joints must be chosen by keeping this in mind.
- Ceiling-mounted and pendant installation (without exceeding the maximum load).

## Composition

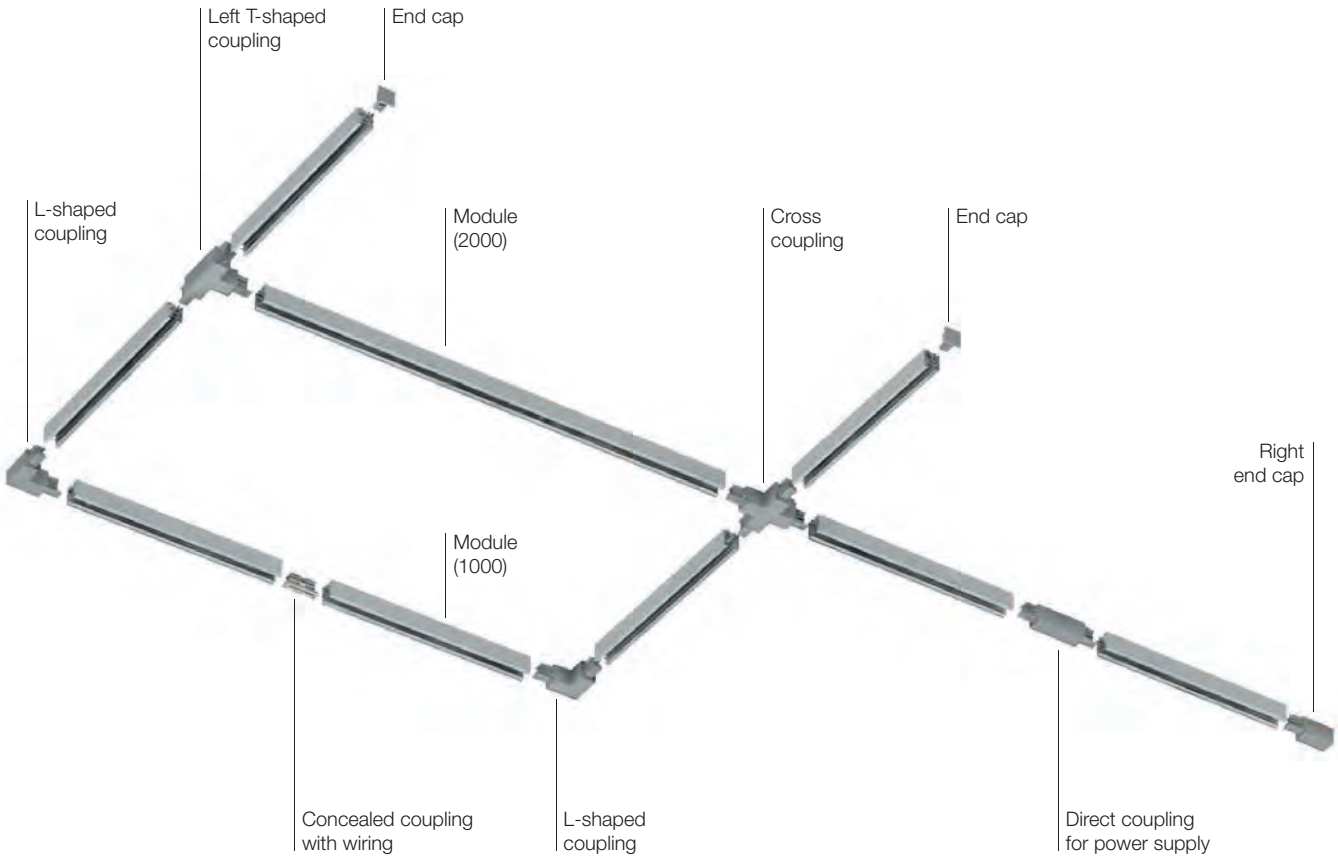


**Multiphase tracks**
The electric conductor section offers the following installation possibilities:
Operating voltage 220/250 V.
Connection to the single-phase 220/250 V electric mains permits a total load of 16 A corresponding to 3500/4000 VA which may be subdivided over the 3 circuits.
Operating voltage 220/380 V.
Connection to the threephase 220/380 V electric mains permits a total load of 16 A corresponding to 10500 VA which may be subdivided over 3 circuits (3x3500 VA).
(Not for U.K. installation).

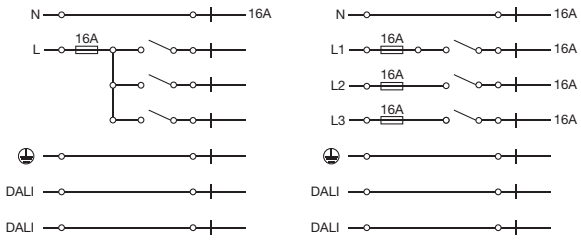

# Standard track

01 WHITE
04 BLACK
12 ALUMINIUM

| | length | code colour |
|---|---|---|
| new | Module | |
| | 1000 | **P289** 01-04-12 |
| | 2000 | **P290** 01-04-12 |
| | 3000 | **P291** 01-04-12 |
| | 4000 | **P292** 01-04-12 |

FLOOR VIEW

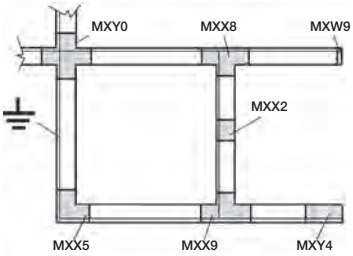


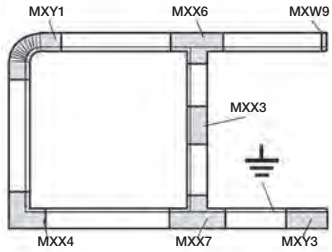


## couplings

| | | code colour |
|---|---|---|
| 3 | End cap | **MXW9** 01-04 |
| 95 | Power supply end cap with earth contact | |
| | right | **MXY3** 01-04 |
| | left | **MXY4** 01-04 |
| 115 | Concealed coupling with wiring | **MXX2** 01-04 |

| | | code colour |
|---|---|---|
| 148 | Direct coupling for power supply | **MXX3** 01-04 |
| 74, 90 | L-shaped coupling earth wire | |
| | internal | **MXX4** 01-04 |
| | external | **MXX5** 01-04 |
| 74, 148 | T-shaped coupling earth wire | |
| | right + internal | **MXX6** 01-04 |
| | left + internal | **MXX7** 01-04 |
| | right + external | **MXX8** 01-04 |
| | left + external | **MXX9** 01-04 |

| | | code colour |
|---|---|---|
| 74, 74, 148 | Cross coupling | **MXY0** 01-04 |
| 90, 84, 90 | Flexible coupling | **MXY1** 01-04 |

## installation systems

| | code | colour |
|---|---|---|
| Suspension cable with millimetric regulation L=2000 | **MWW6** | 01-04 |
| Suspension cable L=2000 | **MX66** | 12 |
| Power supply cable L=2200 | **MXZ4** | 01-04-15 |

| | code | colour |
|---|---|---|
| Suspension system with double cable | **MWW5** | 01-04-15 |
| Suspension rod h=1000 | **MWW4** | 01-04 |
| Cover strip L=1000 | **MWW7** | 01-04 |

| | code | colour |
|---|---|---|
| Ceiling clamp | **MWW8** | 00 |
| Load hook 10 Kg | **MWW9** | 10 |
| Wire-cutter | **MY00** | 00 |

# Recessed tracks

## Features

IP20

- Extruded aluminium body.
- Available in different lengths: 1000/2000/3000/4000 mm.
- Has two lateral wings that serve as supports for false ceiling panels.
- The track houses 6 wires, of which 4 for three-phase mode and 2 for DALI mode. The wires are enclosed in extruded rigid sections made of insulating material with high electrical rigidity.
- The 3 conductors together with the neutral wire form 3 separate circuits, which make 3 switching arrangements possible.
  If the power supply to the track is single-phase, the maximum load is 16 A (3500VA), while for DALI contacts 2x1A (50VA) FELV.
- If the track is connected to a three-phase power supply, the maximum total is 16A (10500VA), DALI 2X1A (100VA) FELV.
- The decentralized position of the earth contact renders the track structure asymmetrical. Therefore the connecting joints must be chosen accordingly.
- Recessed installation is possible.

## Composition

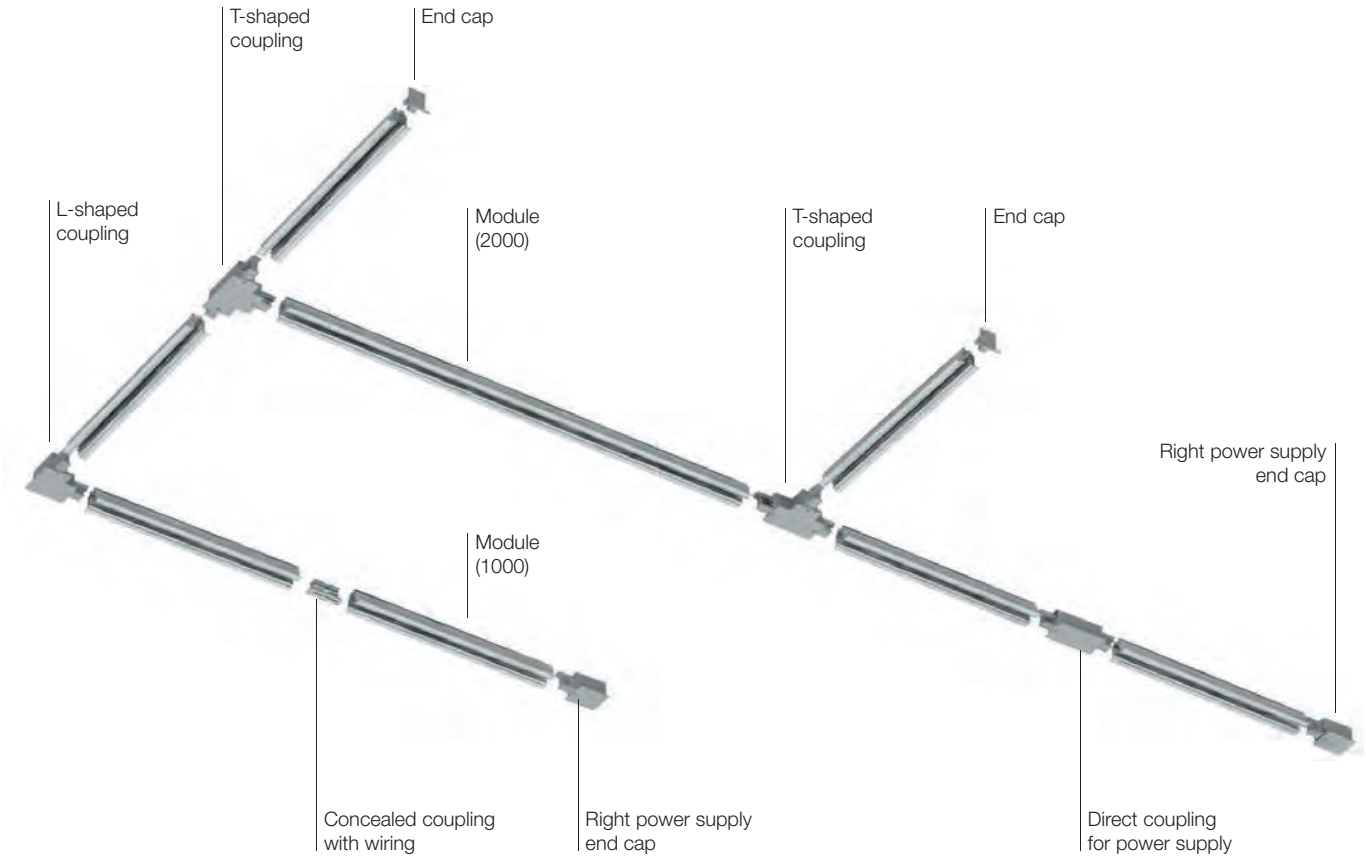


**Multiphase tracks**
The electric conductor section offers the following installation possibilities:
Operating voltage 220/250 V.
Connection to the single-phase 220/250 V electric mains permits a total load of 16 A corresponding to 3500/4000 VA which may be subdivided over the 3 circuits.
Operating voltage 220/380 V.
Connection to the threephase 220/380 V electric mains permits a total load of 16 A corresponding to 10500 VA which may be subdivided over 3 circuits (3x3500 VA).
(Not for U.K. installation).

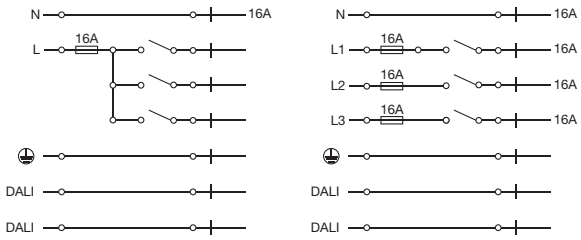

# Recessed tracks

01 WHITE
04 BLACK
12 ALUMINIUM

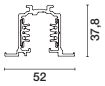


| | length | code colour |
|---|---|---|
| new | Module | |
| | 1000 | **P293** 01-04-12 |
| | 2000 | **P294** 01-04-12 |
| | 3000 | **P295** 01-04-12 |
| | 4000 | **P296** 01-04-12 |

FLOOR VIEW

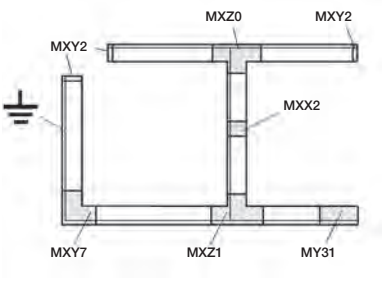


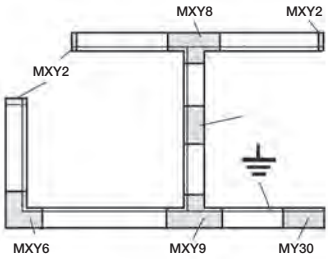


## couplings

| | | code colour |
|---|---|---|
| 10 | End cap | **MXY2** 01-04 |
| 95 | Power supply end cap with earth contact | |
| | right | **MY30** 01-04 |
| | left | **MY31** 01-04 |

| | | code colour |
|---|---|---|
| 115 | Concealed coupling with wiring | **MXX2** 01-04 |
| 148 | Direct coupling for power supply | **MXY5** 01-04 |
| 90 / 74 | L-shaped coupling earth wire | |
| | internal | **MXY6** 01-04 |
| | external | **MXY7** 01-04 |

| | | code colour |
|---|---|---|
| 148 / 74 | T-shaped coupling earth wire | |
| | right + internal | **MXY8** 01-04 |
| | left + internal | **MXY9** 01-04 |
| | right + external | **MXZ0** 01-04 |
| | left + external | **MXZ1** 01-04 |

## installation systems

| | code | colour |
|---|---|---|
| Suspension cable with millimetric regulation L=2000 | **MWW6** | 01-04 |
| Suspension cable L=2000 | **MX66** | 12 |
| Power supply cable L=2200 | **MXZ4** | 01-04-15 |

| | code | colour |
|---|---|---|
| Cover strip L=1000<br>Complete with IP40 cap | **MWW7** | 01-04 |
| Ceiling clamp | **MWW8** | 00 |

| | code | colour |
|---|---|---|
| Load hook 10 Kg | **MWW9** | 10 |
| Wire-cutter | **MY00** | 00 |

# Mini Limelight

## Features

IP20

- Single-phase low voltage track, made for 12 V halogen lamp spotlights.
- Certified for 12 V and for a maximum current of 25 Amps, in compliance with the recent CENELEC norms for low-voltage tracks.
- The is fed by a 50/200W transformer for tracks up to 2000 mm in length.

## Composition

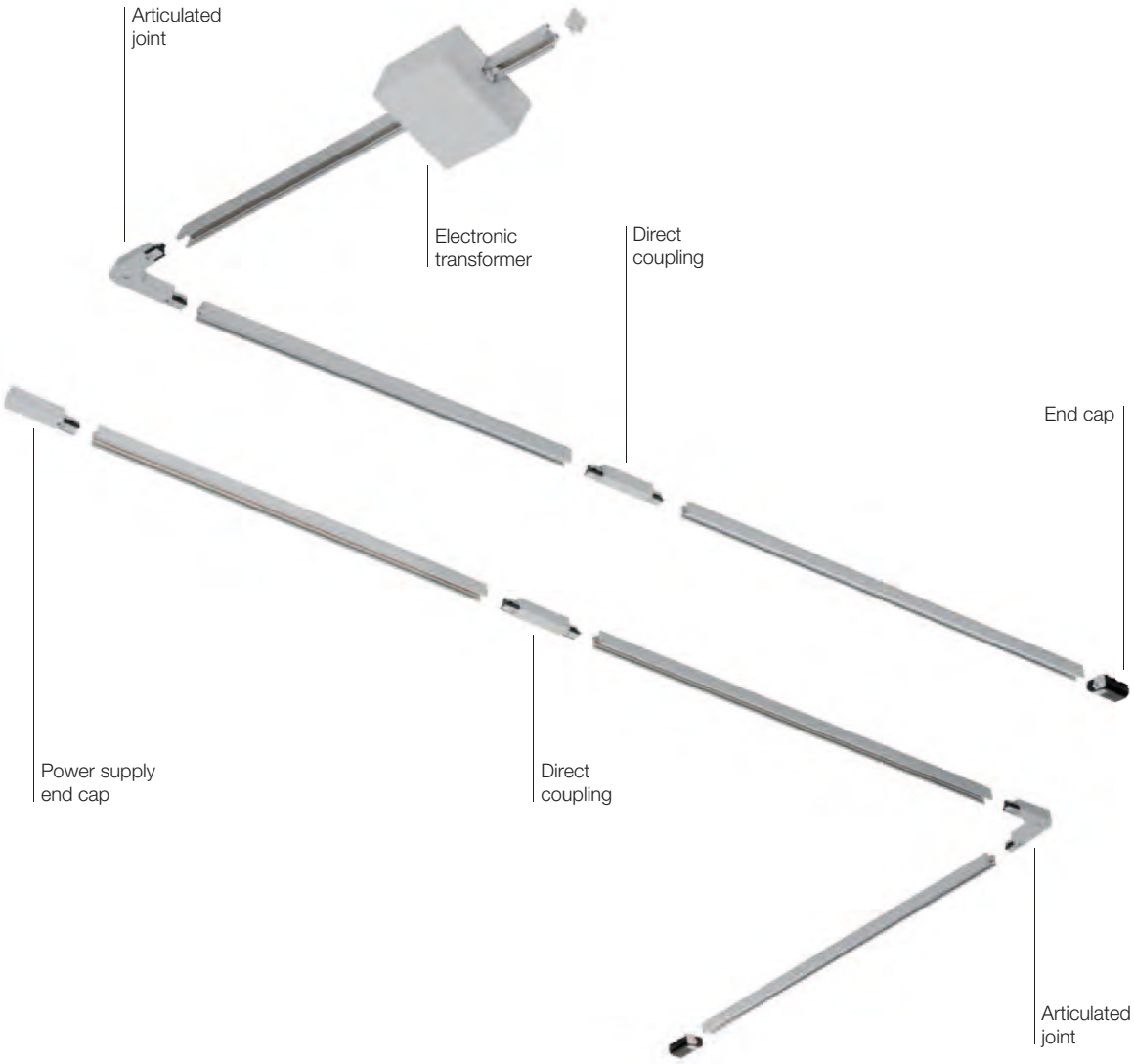

# Mini Limelight

01 WHITE

12 ALUMINIUM

| length | code colour |
|---|---|
| **Module** | |
| **500** | **6065** 01-12 |
| **1000** | **6066** 01-12 |
| **2000** | **6067** 01-12 |
| **3000** | **6068** 01-12 |

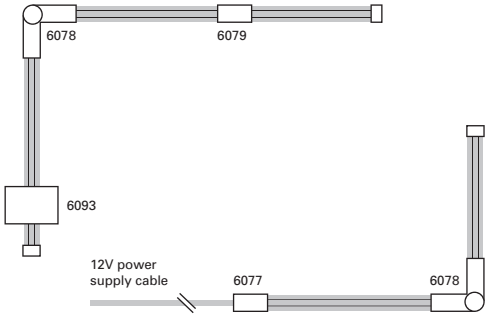


## couplings

| | | code colour |
|---|---|---|
| 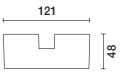  | 50/200 W electronic transformer for 2 m. max. track lengths<br>Equipped with two end caps<br>Only for track installation | **6093** 01-15 |
| 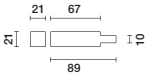  | End cap for 12V power supply<br>Equipped with one end cap | **6077** 01-15 |

| | | code colour |
|---|---|---|
| 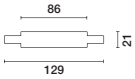  | Direct coupling<br>Equipped with two end caps | **6079** 01-15 |
| 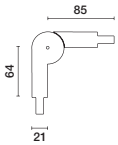  | Articulated joint | **6078** 01-15 |

## installation systems

| | code | colour |
|---|---|---|
| Suspension cable L=2000 | **6081** | 00 |
| Power cable for electronic transformer and suspension cable for precise adjustments L=2000 mm | **6088** | 01-15 |
| Power supply cable for electronic transformer L=2000 mm | **6086** | 01-15 |

| | code | colour |
|---|---|---|
| Cable to hang paintings L=2000 | **6087** | 00 |
| Wall attachment | **6089** | 01-15 |
| Ceiling attachment | **6090** | 00 |
| Slanting rod | | |
| h=500 | **6097** | 01-15 |
| h=1000 | **6098** | 01-15 |

pinterest.com/iguzzini

# General lighting systems

## General lighting systems

**236** iPlan
**LED**

New
**241** iPlan Easy
**LED**

**245** Lightshine
High Contrast
**LED**

**245** Lightshine
Low Contrast
**LED**

**249** Mini Light air
Darklight

**249** Mini Light air
General light

**252** Action
Darklight


**252** Action
General light


**252** Action
Wall Washer

**276** Lineup
Darklight


**276** Lineup
General light

**258** iN30
High Contrast
**LED**

**258** iN30
Low Contrast
**LED**

New
**258** iN60
Darklight
**LED**

**258** iN60
Low Contrast
**LED**

New
**258** iN60
Wall Washer
**LED**

**258** iN90

## Recessed luminaires

New
**236** iPlan
**LED**

New
**241** iPlan Easy
**LED**

New
**274** Radix
**LED**

New
**275** Wide
UGR<19
**LED**

New
**275** Wide
General light
**LED**

**276** Lineup
Darklight

**276** Lineup
General light

**276** Lineup
Wall Washer


**252** Action

**258** iN30
**LED**

**258** iN30
High Contrast
**LED**

New
**258** iN60
Darklight
**LED**

**258** iN60
Low Contrast
**LED**

New
**258** iN60
Wall Washer
**LED**

**258** iN90
**LED**

Tbilisi Public Service Hall - Tbilisi, Georgia
Architectural project: Massimiliano and Doriana Fuksas
Engineering: Studio Sarti, AI Engineering - Photo: Nino Legashvili

# General lighting systems

| | iPlan | iPlan Easy | Lightshine | Mini Light air | Action | IN30 |
|---|---|---|---|---|---|---|
| | |  |  | | | |
| **Diffuse General light** | ● | ● | ● | ● | ● | ● |
| **Low luminance General light** | ● | ● | ● | ● | ● | ● |
| **Wall Washer optic** | | | | | ● | |
| **Up/down light** | ● | | ● | ● | ● | |
| **Recessed installation** | ● | ● | | | ● | ● |
| **Ceiling installation** | ● | ● | | | ● | ● |
| **Wall installation** | ● | ● | | | | ● |
| **Pendant installation** | ● | ● | ● | ● | ● | ● |
| **Modular system** | | | ● | | ● | ● |
| **Floor lamp version** | ● | | | | | |
| **LED light source** | ● | ● | ● | | | ● |
| **FL light source** | | | | ● | ● | |

| IN60 | IN90 | Radix | Wide UGR<19 | Wide General light | Lineup |
|---|---|---|---|---|---|
| | | | | | |
| ● | ● | | | ● | ● |
| ● | | ● | ● | | ● |
| ● | | | | | ● |
| ● | | | | | |
| ● | ● | ● | ● | ● | ● |
| ● | ● | | | | |
| ● | ● | | | | |
| ● | ● | | | | |
| ● | ● | | | | |
| | | | | | |
| ● | | ● | ● | ● | |
| | ● | | | | ● |

# General lighting systems

## Controlled luminance

Luminaires equipped with these optic are suitable for use in environments with video terminals in accordance with EN 12464-1.

## High output

These luminaires allow compliance with European standards, guaranteeing a high level of light output and consequent energy savings.

## Opal diffuser

Luminaires with frosted polycarbonate diffuser screen guarantee diffused, uniform light distribution.

## Microprismatic diffuser

Luminaires with a micro-prismatic screen provide high luminous efciency and perfect luminance control UGR<19.

## Light emissions

The possibility of “modulating” the flow of light emission allows correct lighting of the relevant working areas with down light, simultaneously with up light, always with the right uniformity and optimum visual comfort.

Up down lighting

Down lighting

Up lighting

## Electronic features

### Ballast Multiwatt

The luminaires are equipped with ballasts for fluorescent lamps which allow selection of the installed power. This means greater flexibility in terms of use and consequent energy savings.

### Emergency lighting

Luminaires incorporating an emergency device, in compliance with the regulations governing their use, are now widespread in homes, offices and public areas.

### Switch Dim

This system allows DALI luminaires to be dimmable even using a standard electric button.

### DALI protocol

Digital Adressable Lighting Interface
This technology allows not just energy savings, but also customised lighting set-ups.

# General lighting systems

## Installation

**Single and continuous line pendant luminaires**
Luminaires are available in the "single" version complete with power supply base and suspension cables, or in the "continuous line" version for modular installation.


Individual pendant

Continuous line pendant

**Cable millimetric regulation**

During installation this device allows for positioning the luminaire perfectly parallel to the horizonal plane. According to the product, it can be housed in the optical assembly or suspension base.

## Recessed luminaires for modular false ceilings

Modular recessed luminaires are designed for offices, meeting rooms, business premises, dealerships, waiting rooms and transit zones with standard module false ceilings. These luminaires have many advantages: reduced height, rapid fixing, easy installation.

**Reduced height**

The extremely limited height of these luminaires means that they can even be fitted in the lowest false ceilings.

**Installation**
Special accessories are used to install these modular recessed luminaires in any type of false ceiling and/or wall.


Grid installation from above

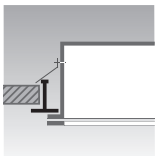
Grid installation from below

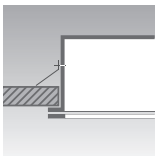
Plasterboard application

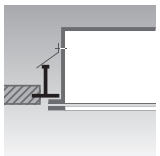
Installation: recessed in false ceiling frame from below

# iPlan

## Features

IP20/IP40

- Luminaire with direct and indirect/ direct emission equipped with LED sources.
- Available in suspended, ceiling mounted, and recessed versions.
- Optical assembly in anodised extruded aluminium, methacrylate diffuser screen for general light emission or microprismatic for controlled luminance emission UGR<19.
- Versions with electronic and DALI control gear.
- Pendant versions ready for contemporary start of both light emissions (direct and indirect); complete with driver, support cables L=1500 mm and power supply base.
- Ceiling mounted versions with installation kit to be ordered separately as an accessory.
- Floor versions with DALI and DALI ACTILUME control gear with motion and lux sensors.
- IP20
- IP40 for visible body of fitting after installation.

Compact size

## Light distribution

**Opal diffuser**
The version with frosted methacrylate opale diffuser screen guarantees diffused, uniform light distribution.

Up/down light
for pendant

Down light
for recessed and wall/ceiling mounted

**Prismatized diffuser (only for LED version)**
Luminaires with a micro-prismatic screen provide high luminous efficiency and perfect luminance control UGR<19.



Up/down light
for pendant

Down light
for recessed and wall/ceiling mounted

# iPlan

## Versions

Available in the following versions:
- wall/ceiling-mounted
- recessed
- pendant
- floor lamp

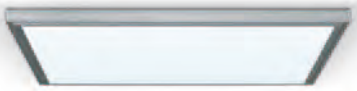

Ceiling-mounted

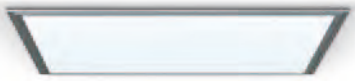

Recessed

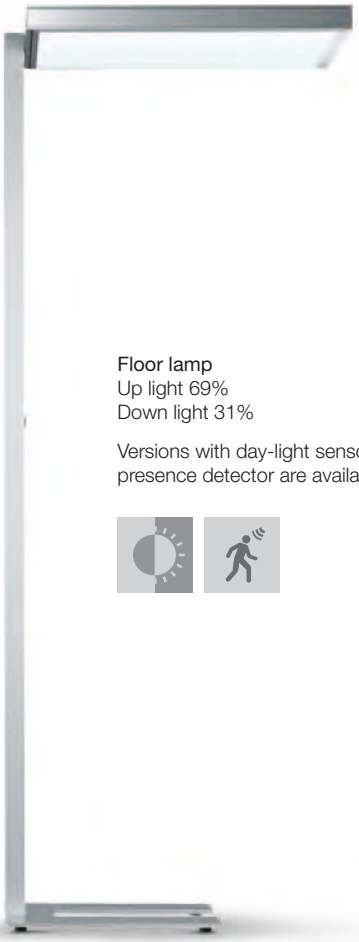

Floor lamp
Up light 69%
Down light 31%

Versions with day-light sensor and presence detector are available

Wall-mounted installation

**Wall-mounted**
Up light 56%
Down light 44%

# iPlan

12
ALUMINIUM

## Pendant

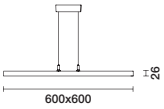


| light source | W | lm | code | colour |
|---|---|---|---|---|
| LED | **Up/down light - Low contrast** | | | |
| | 4000K - CRI 80 | | | |
| | **45 W** | **7100** | **ME68** | 12 |
| | 3000K - CRI 80 | | | |
| | **45 W** | **6600** | **ME69** | 12 |
| | 4000K - CRI 80 - DALI | | | |
| | **45 W** | **7100** | **ME70** | 12 |
| | 3000K - CRI 80 - DALI | | | |
| | **45 W** | **6600** | **ME71** | 12 |
| | **Up/down light - UGR<19 3000 cd/m²** | | | |
| | 4000K - CRI 80 | | | |
| | **45 W** | **7100** | **N257** | 12 |
| | 3000K - CRI 80 | | | |
| | **45 W** | **6600** | **N258** | 12 |
| | 4000K - CRI 80 - DALI | | | |
| | **45 W** | **7100** | **N259** | 12 |
| | 3000K - CRI 80 - DALI | | | |
| | **45 W** | **6600** | **N260** | 12 |
| | **Up/down light - UGR<19 1500 cd/m²** | | | |
| | 4000K - CRI 80 - DALI | | | |
| | **35 W** | **5850** | **N249** | 12 |
| | 3000K - CRI 80 - DALI | | | |
| | **35 W** | **5400** | **N250** | 12 |

DALI versions occupy 1 address.
Complete with power supply base
and suspension cables L=1500.

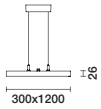


| light source | W | lm | length | code | colour |
|---|---|---|---|---|---|
| LED | **Up/down light - Low contrast** | | | | |
| | 4000K - CRI 80 | | | | |
| | **45 W** | **7100** | | **ME76** | 12 |
| | 3000K - CRI 80 | | | | |
| | **45 W** | **6600** | | **ME77** | 12 |
| | 4000K - CRI 80 - DALI | | | | |
| | **45 W** | **7100** | | **ME78** | 12 |
| | 3000K - CRI 80 - DALI | | | | |
| | **45 W** | **6600** | | **ME79** | 12 |
| | **Up/down light - UGR<19 3000 cd/m²** | | | | |
| | 4000K - CRI 80 | | | | |
| | **45 W** | **7100** | | **N261** | 12 |
| | 3000K - CRI 80 | | | | |
| | **45 W** | **6600** | | **N262** | 12 |
| | 4000K - CRI 80 - DALI | | | | |
| | **45 W** | **7100** | | **N263** | 12 |
| | 3000K - CRI 80 - DALI | | | | |
| | **45 W** | **6600** | | **N264** | 12 |
| | **Up/down light - UGR<19 1500 cd/m²** | | | | |
| | 4000K - CRI 80 - DALI | | | | |
| | **35 W** | **5850** | | **N251** | 12 |
| | 3000K - CRI 80 - DALI | | | | |
| | **35 W** | **5400** | | **N252** | 12 |

DALI versions occupy 1 address.
Complete with power supply base
and suspension cables L=1500.



Technical data may change with technological evolution.
For updated data please refer to our on-line catalogue.

# iPlan

12
ALUMINIUM

## Recessed / wall / ceiling-mounted

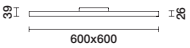


| light source | W | lm | code | colour |
|---|---|---|---|---|
| LED | **Low contrast** | | | |
| | 4000K - CRI 80 | | | |
| | **39 W** | **6100** | **ME84** | 12 |
| | 3000K - CRI 80 | | | |
| | **39 W** | **5650** | **ME85** | 12 |
| | 4000K - CRI 80 - DALI | | | |
| | **39 W** | **6100** | **ME86** | 12 |
| | 3000K - CRI 80 - DALI | | | |
| | **39 W** | **5650** | **ME87** | 12 |
| | **Down light - UGR<19 3000 cd/m²** | | | |
| | 4000K - CRI 80 | | | |
| | **39 W** | **6100** | **N265** | 12 |
| | 3000K - CRI 80 | | | |
| | **39 W** | **5650** | **N266** | 12 |
| | 4000K - CRI 80 - DALI | | | |
| | **39 W** | **6100** | **N267** | 12 |
| | 3000K - CRI 80 - DALI | | | |
| | **39 W** | **5650** | **N268** | 12 |
| | **Down light - UGR<19 1500 cd/m²** | | | |
| | 4000K - CRI 80 - DALI | | | |
| | **30 W** | **5000** | **N253** | 12 |
| | 3000K - CRI 80 - DALI | | | |
| | **30 W** | **4650** | **N254** | 12 |

DALI versions occupy 1 address

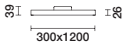


| light source | W | lm | code | colour |
|---|---|---|---|---|
| LED | **Low contrast** | | | |
| | 4000K - CRI 80 | | | |
| | **39 W** | **6100** | **ME92** | 12 |
| | 3000K - CRI 80 | | | |
| | **39 W** | **5650** | **ME93** | 12 |
| | 4000K - CRI 80 - DALI | | | |
| | **39 W** | **6100** | **ME94** | 12 |
| | 3000K - CRI 80 - DALI | | | |
| | **39 W** | **5650** | **ME95** | 12 |
| | **Down light - UGR<19 3000 cd/m²** | | | |
| | 4000K - CRI 80 | | | |
| | **39 W** | **6100** | **N269** | 12 |
| | 3000K - CRI 80 | | | |
| | **39 W** | **5650** | **N270** | 12 |
| | 4000K - CRI 80 - DALI | | | |
| | **39 W** | **6100** | **N271** | 12 |
| | 3000K - CRI 80 - DALI | | | |
| | **39 W** | **5650** | **N272** | 12 |
| | **Down light - UGR<19 1500 cd/m²** | | | |
| | 4000K - CRI 80 - DALI | | | |
| | **30 W** | **5000** | **N255** | 12 |
| | 3000K - CRI 80 - DALI | | | |
| | **30 W** | **4650** | **N256** | 12 |

DALI versions occupy 1 address

### ceiling/wall-mounted installation

| | code | colour |
|---|---|---|
| Ceiling/wall-mounted installation kit | **MX49** | 00 |
| | for modules 600x600 | |
| | **MX50** | 00 |
| | for modules 300x1200 | |

### recessed installation

| | code | colour |
|---|---|---|
| Adapter for installation in plasterboard false ceilings | **9695** | 00 |
| | for modules 600x600 | |
| | **9689** | 00 |
| | for modules 300x1200 | |

# iPlan

12
ALUMINIUM

## Wall-mounted

| light source | W | lm | length | code colour |
|---|---|---|---|---|
| LED | **Up/down light** | | | |
| | 4000K - CRI 80 - DALI | | | |
| | **38 W** | **4900** | **640** | **5192** 01-15 |
| | 3000K - CRI 80 - DALI | | | |
| | **38 W** | **4600** | **640** | **5193** 01-15 |
| | 4000K - CRI 80 - DALI with inverter | | | |
| | **38 W** | **4900** | **640** | **5194** 01-15 |
| | 3000K - CRI 80 - DALI with inverter | | | |
| | **38 W** | **4600** | **640** | **5195** 01-15 |

DALI versions occupy 1 address

## Recessed

new
Available for order

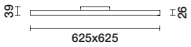


| light source | W | lm | code colour |
|---|---|---|---|
| LED new | **Low contrast** | | |
| | Complete with adapter for installation in false ceilings with **625x625** tiles | | |
| | 4000K - CRI 80 - DALI | | |
| | **39 W** | **6100** | **P172** 12 |
| | 3000K - CRI 80 - DALI | | |
| | **39 W** | **5650** | **P173** 12 |
| | **Down light - UGR<19 3000 cd/m²** | | |
| | Complete with adapter for installation in false ceilings with **625x625** tiles | | |
| | 4000K - CRI 80 - DALI | | |
| | **39 W** | **6100** | **P174** 12 |
| | 3000K - CRI 80 - DALI | | |
| | **39 W** | **5650** | **P175** 12 |
| | **Down light - UGR<19 1500 cd/m²** | | |
| | Complete with adapter for installation in false ceilings with **625x625** tiles | | |
| | 4000K - CRI 80 - DALI | | |
| | **30 W** | **5000** | **P176** 12 |
| | 3000K - CRI 80 - DALI | | |
| | **30 W** | **4650** | **P177** 12 |

DALI versions occupy 1 address

## Floor lamp

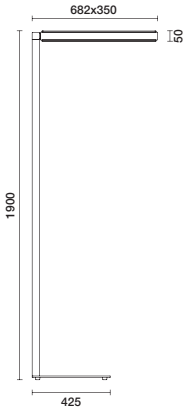


| light source | W | lm | code colour |
|---|---|---|---|
| LED | **Up/down light** | | |
| | 4000K - CRI 80 - DALI | | |
| | **55 W** | **6600 up** | **4589** 01-15 |
| | **24 W** | **3400 down** | |
| | 4000K - CRI 80 - DALI ACTILUME with motion and lux sensors | | |
| | **55 W** | **6600 up** | **4590** 01-15 |
| | **24 W** | **3400 down** | |

Equipped with a L= 2000 mm cable with a plug

## accessories

| | | code | colour |
|---|---|---|---|
| | Remote control for ACTILUME versions | **9704** | 04 |



Technical data may change with technological evolution.
For updated data please refer to our on-line catalogue.

# iPlan Easy

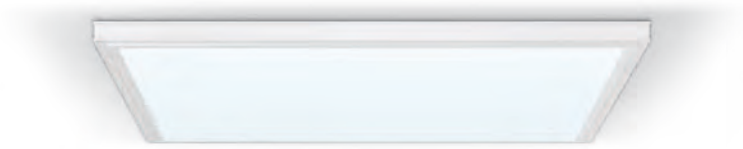

Wall/ceiling-mounted

Recessed

## Features

IP20/IP40

- Direct light emission LED fitting.
- Available in ceiling-mounted and recessed versions (using accessory kit).
- Optical assembly in painted extruded aluminium, methacrylate diffuser screen for general light emission or microprismatic for controlled luminance emission UGR<19.
- Versions with electronic and DALI control gear.
- Luminaire reduced height.
- Ceiling mounted versions with installation kit to be ordered separately as an accessory. The same kit can be used to install the products on walls.
- IP20
- IP40 for visible body of fitting after installation.

## Light distribution

**Opal diffuser**
The version with frosted methacrylate diffuser screen guarantees diffused, uniform light distribution.

Down light
for recessed and wall/ceiling mounted

**Prismatized diffuser**
Luminaires with a micro-prismatic screen provide high luminous efficiency and perfect luminance control UGR<19.

Down light
for recessed and wall/ceiling mounted

## Versions

Available in the following versions:
- recessed (300x300 mm)
- pendant

Pendant



Recessed

# iPlan Easy

01
WHITE

## Wall/ceiling-mounted

new
Available for order



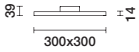


| light source | W | lm | code colour |
|---|---|---|---|
| LED new | **Low contrast** | | |
| | 4000K - CRI 80 | | |
| | **17 W** | **1900** | **P612** 01 |
| | 3000K - CRI 80 | | |
| | **17 W** | **1800** | **P613** 01 |
| | 4000K - CRI 80 - DALI | | |
| | **17 W** | **1900** | **P614** 01 |
| | 3000K - CRI 80 - DALI | | |
| | **17 W** | **1800** | **P615** 01 |

DALI versions occupy 1 address

### ceiling/wall-mounted installation

| | code | colour |
|---|---|---|
| Ceiling/wall-mounted installation kit | **MY32** | 00 |
| Adapter for installation in plasterboard false ceilings | **MY33** | 00 |

## Recessed

new
Available for order



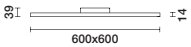


| light source | W | lm | code colour |
|---|---|---|---|
| LED new | **Low contrast** | | |
| | 4000K - CRI 80 - DALI - Complete with adapter for installation in false ceilings with **625x625** tiles | | |
| | **32 W** | **4600** | **P178** 01 |
| | 3000K - CRI 80 - DALI - Complete with adapter for installation in false ceilings with **625x625** tiles | | |
| | **32 W** | **4300** | **P179** 01 |
| | **High contrast UGR<19 3000 cd/m²** | | |
| | 4000K - CRI 80 - DALI - Complete with adapter for installation in false ceilings with **625x625** tiles | | |
| | **32 W** | **4600** | **P180** 01 |
| | 3000K - CRI 80 - DALI - Complete with adapter for installation in false ceilings with **625x625** tiles | | |
| | **32 W** | **4300** | **P223** 01 |

DALI versions occupy 1 address

## ceiling-mounted / wall / recessed / pendant

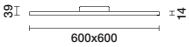


| light source | W | lm | code colour |
|---|---|---|---|
| LED | **Low contrast** | | |
| | 4000K - CRI 80 | | |
| | **32 W** | **4600** | **MT10** 01 |
| | 3000K - CRI 80 | | |
| | **32 W** | **4300** | **MT11** 01 |
| | 4000K - CRI 80 - DALI | | |
| | **32 W** | **4600** | **MT12** 01 |
| | 3000K - CRI 80 - DALI | | |
| | **32 W** | **4300** | **MT13** 01 |
| | **High contrast UGR<19 3000 cd/m²** | | |
| | 4000K - CRI 80 | | |
| | **32 W** | **4600** | **MT14** 01 |
| | 3000K - CRI 80 | | |
| | **32 W** | **4300** | **MT15** 01 |
| | 4000K - CRI 80 - DALI | | |
| | **32 W** | **4600** | **MT16** 01 |
| | 3000K - CRI 80 - DALI | | |
| | **32 W** | **4300** | **MT17** 01 |

DALI versions occupy 1 address

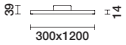


| light source | W | lm | code colour |
|---|---|---|---|
| LED | **Low contrast** | | |
| | 4000K - CRI 80 | | |
| | **32 W** | **4600** | **MT18** 01 |
| | 3000K - CRI 80 | | |
| | **32 W** | **4300** | **MT19** 01 |
| | 4000K - CRI 80 - DALI | | |
| | **32 W** | **4600** | **MT20** 01 |
| | 3000K - CRI 80 - DALI | | |
| | **32 W** | **4300** | **MT21** 01 |
| | **High contrast UGR<19 3000 cd/m²** | | |
| | 4000K - CRI 80 | | |
| | **32 W** | **4600** | **MT22** 01 |
| | 3000K - CRI 80 | | |
| | **32 W** | **4300** | **MT23** 01 |
| | 4000K - CRI 80 - DALI | | |
| | **32 W** | **4600** | **MT24** 01 |
| | 3000K - CRI 80 - DALI | | |
| | **32 W** | **4300** | **MT25** 01 |

DALI versions occupy 1 address

### ceiling/wall-mounted installation

| | code | colour |
|---|---|---|
| Ceiling/wall-mounted installation kit | **MX49** | 00 |
| | for modules 600x600 | |
| | **MX50** | 00 |
| | for modules 300x1200 | |

### recessed installation

| | code | colour |
|---|---|---|
| Adapter for installation in plasterboard false ceilings | **9695** | 00 |
| | for modules 600x600 | |
| | **9689** | 00 |
| | for modules 300x1200 | |

### pendant installation

| | code | colour |
|---|---|---|
| Power supply kit with suspension cables L=1500 and cover | **MXW1** | 00 |
| | for electronic versions | |
| | **MXW2** | 00 |
| | for DALI versions | |

Technical data may change with technological evolution.
For updated data please refer to our on-line catalogue.

Tbilisi Public Service Hall - Tbilisi, Georgia
Architectural project: Massimiliano and Doriana Fuksas
Engineering: Studio Sarti, AI Engineering - Photo: Nino Legashvili

pinterest.com/iguzzini

pinterest.com/iguzzini

# Lightshine

design Bruno Gecchelin

complete pendant

continuous line pendant

## Features

IP20

- Suspended direct/indirect light emission LED system.
- Manufactured in very thin aluminium profile; thermoplastic end caps.
- Versions with electronic and DALI control gear.
- Luminaire reduced height.
- Available in two direct emission versions: low contrast for general light with opal diffuser screen; high contrast with modules for controlled luminance direct light UGR<19; diffused indirect emission for all versions.
- Suspension cables equipped with millimetric regulation system.

Compact size

## Light distribution

**Low Contrast**
General light
Uniform, comfortable, glare-free light emission.

Up/down light
Up 20%
Down 80%

**High Contrast**
UGR<19 visual comfort
High lighting design performance and controlled luminance, ideal for areas where video terminals are used.

Up/down light
Up 45%
Down 55%

Lago at Work @SHR Spolverato - Padua, Italy

Customer: Project: SHR Italia SRL UNIP
Architectural project: Lago SPA
Photo: Bertani Marco - Courtesy of Lago Spa

# Lightshine

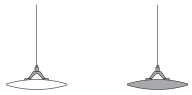

01 WHITE 15 GREY

## Complete pendants

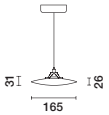


| light source | W | lm | length | code colour |
|---|---|---|---|---|
| LED | **Up/down light - Low contrast** | | | |
| | 4000K - CRI 80 | | | |
| | **45 W** | **7100** | **1387** | **MJ29** 01-15 |
| | 3000K - CRI 80 | | | |
| | **45 W** | **6600** | **1387** | **MJ30** 01-15 |
| | 4000K - CRI 80 - DALI | | | |
| | **45 W** | **7100** | **1387** | **MJ31** 01-15 |
| | 3000K - CRI 80 - DALI | | | |
| | **45 W** | **6600** | **1387** | **MJ32** 01-15 |

Complete with end cap, power supply base and suspension cables L=1500

| light source | W | lm | length | code colour |
|---|---|---|---|---|
| LED | **Up/down light - High contrast UGR<19** | | | |
| | 4000K - CRI 85 | | | |
| | **54 W** | **5280** | **1284** | **MJ21** 01-15 |
| | 3000K - CRI 83 | | | |
| | **54 W** | **4890** | **1284** | **MJ22** 01-15 |
| | 4000K - CRI 85 - DALI | | | |
| | **54 W** | **5280** | **1284** | **MJ23** 01-15 |
| | 3000K - CRI 83 - DALI | | | |
| | **54 W** | **4890** | **1284** | **MJ24** 01-15 |

Complete with end cap, power supply base and suspension cables L=1500

## Continuous line modules

| light source | W | lm | length | code colour |
|---|---|---|---|---|
| LED | **Up/down light - Low contrast** | | | |
| | 4000K - CRI 80 | | | |
| | **45 W** | **7100** | **1381** | **MJ33** 01-15 |
| | 3000K - CRI 80 | | | |
| | **45 W** | **6600** | **1381** | **MJ34** 01-15 |
| | 4000K - CRI 80 - DALI | | | |
| | **45 W** | **7100** | **1381** | **MJ35** 01-15 |
| | 3000K - CRI 80 - DALI | | | |
| | **45 W** | **6600** | **1381** | **MJ36** 01-15 |

| light source | W | lm | length | code colour |
|---|---|---|---|---|
| LED | **Up/down light - High contrast UGR<19** | | | |
| | 4000K - CRI 85 | | | |
| | **54 W** | **5280** | **1278** | **MJ25** 01-15 |
| | 3000K - CRI 83 | | | |
| | **54 W** | **4890** | **1278** | **MJ26** 01-15 |
| | 4000K - CRI 85 - DALI | | | |
| | **54 W** | **5280** | **1278** | **MJ27** 01-15 |
| | 3000K - CRI 83 - DALI | | | |
| | **54 W** | **4890** | **1278** | **MJ28** 01-15 |

### installation systems

| | code | colour |
|---|---|---|
| Two end caps | **MX70** | 01-86 |
| Linear coupling complete with suspension cable | **MX71** | 01-86 |
| Power supply unit with suspension cable L=1500 | **MX72** | 01 |
| Suspension cable L=1500 | **MX73** | 00 |

For information on system composition please refer to the instructions sheet



Technical data may change with technological evolution.
For updated data please refer to our on-line catalogue.

# Lightshine

## System composition

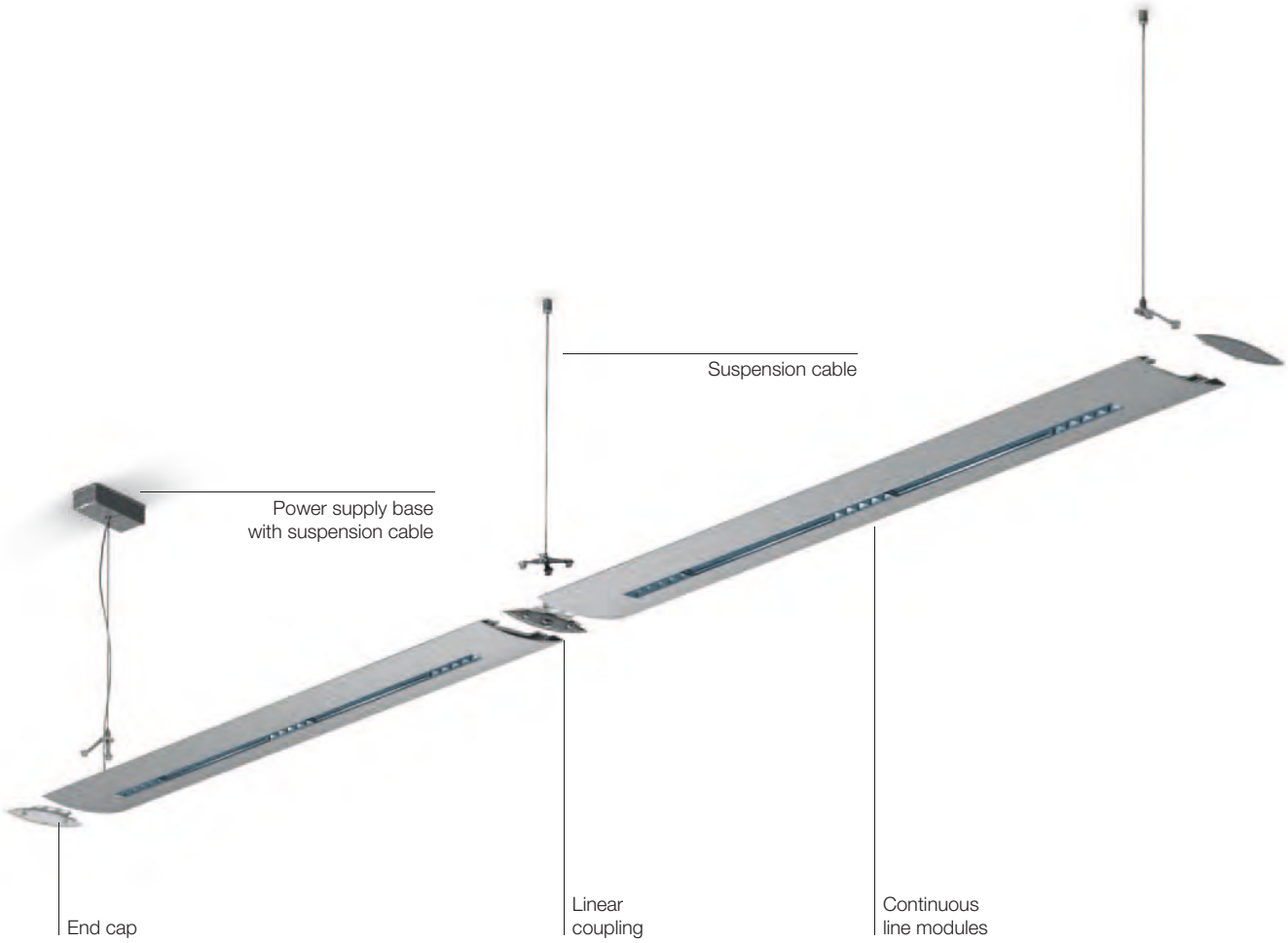

pinterest.com/iguzzini

# Mini Light air

design Bruno Gecchelin

## Features

IP20

- Pendant installation.
- Galvanised, painted sheet steel body.
- Versions with diffused light and dark VDU emission, using super-pure aluminium reflector a controlled luminance UGR<19.
- High level of light output.
- Available electronic and DALI control gear and emergency with inverter.

Dimmable DALI versions with Switch Dim: can be switched on and off via a regular electric button.

- Separate switches.
- Luminaire reduced height.
- Suspension cables equipped with millimetric regulation system.

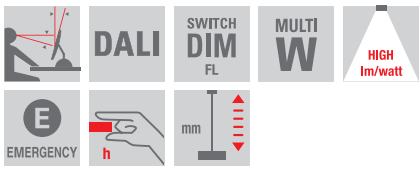


## Light distribution

**Darklight**
The Dark VDU module L≤1000 cd/m² for α>65° is ideal for offices with video terminals.

Up/down light

Down light

**Down Light emission with cover accessory.**

**General light**
The module with polycarbonate diffuser screen is recommended for diffused lighting for commercial premises, stores, showrooms and shopping centres.

Up/down light

Down light

**Down Light emission with cover accessory.**

Paul Scherrer Institut control room - Villigen, Switzerland
Architectural project: Liechti, Graf and Zumsteg
Lighting project: Gähler und Partner - Photo: Günter Laznia

# Mini Light air

**01** WHITE **15** GREY

## Complete pendants

| light source | W | length | code colour |
|---|---|---|---|
| | **Darklight up/down light** | | |
| **T 16** (G5) | Multiwatt | | |
| | **35/49/80 W** | **1700** | **M105** 01-15 |
| | **28/54 W** | **1400** | **M106** 01-15 |
| | DALI multiwatt | | |
| | **28/54 W** | **1400** | **M107** 01-15 |
| | **35/49/80 W** | **1700** | **M108** 01-15 |
| | Multiwatt and permanent emergency light | | |
| | **35/49/80 W** | **1700** | **M109** 01-15 |

DALI versions occupy 1 address
Complete with power supply base
and suspension cables L=1500

| light source | W | length | code colour |
|---|---|---|---|
| | **General ligh up/down light** | | |
| **T 16** (G5) | Multiwatt | | |
| | **35/49/80 W** | **1700** | **M116** 01-15 |
| | **28/54 W** | **1400** | **M117** 01-15 |
| | DALI multiwatt | | |
| | **28/54 W** | **1400** | **M118** 01-15 |
| | **35/49/80 W** | **1700** | **M119** 01-15 |
| | Multiwatt and permanent emergency light | | |
| | **35/49/80 W** | **1700** | **M120** 01-15 |

DALI versions occupy 1 address
Complete with power supply base
and suspension cables L=1500

## accessories

| | code | colour |
|---|---|---|
| Upper cover for down light emission | **2922** | 01 |
| | | 15 |
| | for versions L=1400 | |
| | **2923** | 01 |
| | | 15 |
| | for versions L=1700 | |
| Upper safety screen | **2920** | 24 |
| | for versions L=1400 | |
| | **2921** | 24 |
| | for versions L=1700 | |

Capstone Theatre - Liverpool, United Kingdom
Architectural project: DV Architects - Service Consultants: TDS Electrical Customer: A & B Engineering
Main Customer: Allenbuild - Photo: James Newton Photographs

pinterest.com/iguzzini

# Action

design Jean Michel Wilmotte

pendant

ceiling-mounted



recessed - semi-recessed

## Features

IP20

- Pendant, ceiling-mounted, recessed and semi-recessed in false ceilings with thickness of 12.5 and 15 mm.
- Painted extruded aluminium structure.
- Aluminium grouping joints.
- Painted polycarbonate end caps.
- Transparent polycarbonate upper protective screen for pendant version.
- Versions with diffused light and dark VDU emission, using super-pure aluminium reflector a controlled luminance UGR<19.
- High level of light output.
- Available electronic and DALI control gear and permanent emergency light; 1,5 hours autonomy with 12 hour recharging cycle - 3 hours autonomy with 24 hour recharging cycle. Conforms to EN60598-2-22.
- Multiwatt ballasts.
- Dimmable DALI versions with Switch Dim: can be switched on and off via a regular electric button.
- Separate switches.
- Luminaire ready for pass-through wiring.
- Suspension cables equipped with millimetric regulation system.

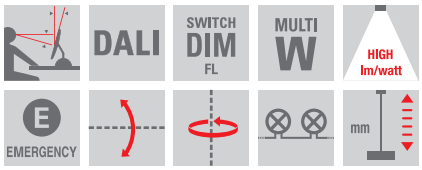


## Light distribution

**Darklight**
Versions with Darklight optic made of specular aluminium. Versions with controlled luminance in compliance with EN 12464-1. Ideal for installation in spaces with monitors.

Up/down light

Down light

**Down Light emission with cover accessory.**

# Action

01 WHITE
15 GREY

## Light distribution

**General light**
Polycarbonate diffusing screen models for general lighting. Homogeneous light emission with limited direct glare from lamps. Ideal for installation in exhibition areas, meeting rooms, and halls.

Up/down light

Down light

**Down Light emission with cover accessory.**

**Wall Washer**
Wall washer optic models made of ultra pure aluminium. Reflector is optimized for lighting vertical surfaces with perfectly uniform lighting. Ideal for installation in exhibition areas, libraries, and commercial spaces.



Wall Washer

## Complete pendants



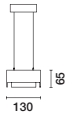


| light source | W | length | code colour |
|---|---|---|---|
| | **Darklight up/down light** | | |
| **T 16** (G5) | Multiwatt | | |
| | **2x35/49 W** | **1517** | **6677** 01-15 |
| | **2x28/54 W** | **1217** | **6678** 01-15 |
| | DALI multiwatt | | |
| | **2x35/49 W** | **1517** | **6679** 01-15 |
| | **2x28/54 W** | **1217** | **6680** 01-15 |
| | DALI multiwatt automatic dimming | | |
| | **2x35/49 W** | **1517** | ***6681** 01-15 |
| | **2x28/54 W** | **1217** | ***6682** 01-15 |
| | Multiwatt and permanent emergency light | | |
| | **2x35/49 W** | **1517** | **MM45** 01-15 |

DALI versions occupy 1 address
Complete with power supply base
and suspension cables L=1500
* Complete with lux and motion sensor

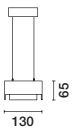


| | | | |
|---|---|---|---|
| | **General ligh up/down light** | | |
| **T 16** (G5) | Multiwatt | | |
| | **2x35/49 W** | **1517** | **6691** 01-15 |
| | **2x28/54 W** | **1217** | **6692** 01-15 |
| | DALI multiwatt | | |
| | **2x35/49 W** | **1517** | **6693** 01-15 |
| | **2x28/54 W** | **1217** | **6694** 01-15 |
| | Multiwatt and permanent emergency light | | |
| | **2x35/49 W** | **1517** | **MM46** 01-15 |

DALI versions occupy 1 address
IP40 with upper safety screen
Complete with power supply base
and suspension cables L=1500

### accessories

| | code | colour |
|---|---|---|
| Upper cover for down light emission | **6805** for versions L=1217 | 01-15 |
| | **6806** for versions L=1517 | 01-15 |
| Upper safety screen | **6807** for versions L=1217 | 24 |
| | **6808** for versions L=1517 | 24 |
| Infrared control for versions with automatic dimming | **9704** for 6681-6682 | 04 |

# Action

## System composition - pendant / ceiling-mounted

The ceiling-mounted version uses the same grouping system, substituting the suspension kit with the ceiling-mounting structure (code 6811-6812-6813-6814).

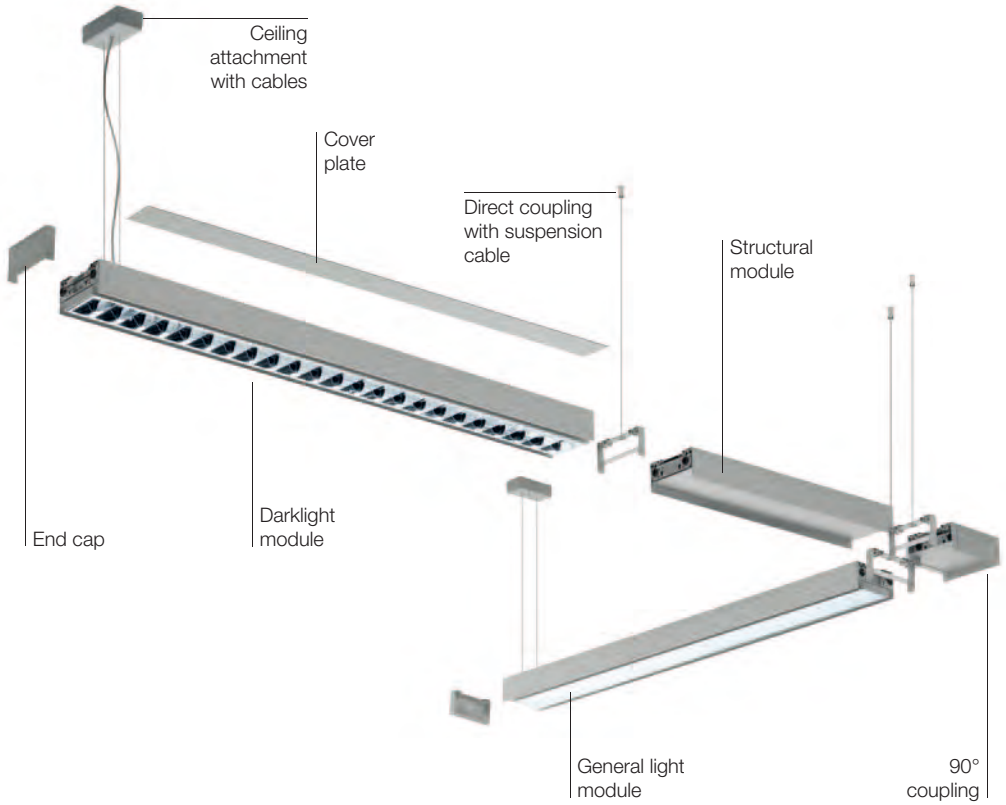


## System composition - recessed / semi-recessed

The semi-recessed version uses the same grouping system.

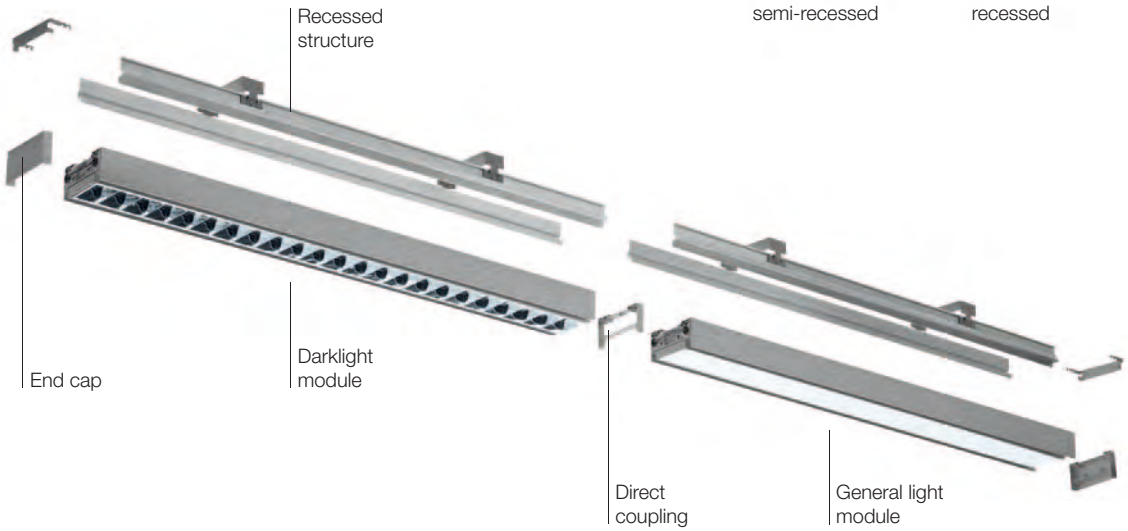

# Action

01 WHITE
15 GREY

## Continuous line modules



130 × 65

| light source | W | length | code colour |
|---|---|---|---|
| | **Darklight up/down light module** | | |
| T 16 (G5) | Multiwatt | | |
| | **35/49/80 W** | **1477** | **6600** 01-15 |
| | **2x35/49 W** | **1477** | **6602** 01-15 |
| | **2x28/54 W** | **1177** | **6601** 01-15 |
| | DALI multiwatt | | |
| | **2x35/49 W** | **1477** | **6605** 01-15 |
| | **2x28/54 W** | **1177** | **6606** 01-15 |
| | Multiwatt and permanent emergency light | | |
| | **2x35/49 W** | **1477** | ***MM49** 01-15 |

DALI versions occupy 1 address
* For ceiling-mounted/recessed installation exclusively use 35 W



130 × 65

| light source | W | length | code colour |
|---|---|---|---|
| | **Wall-washer module** | | |
| T 16 (G5) | Multiwatt | | |
| | **35/49/80 W** | **1477** | **6615** 01-15 |
| | **28/54 W** | **1177** | **6616** 01-15 |



130 × 65

| light source | W | length | code colour |
|---|---|---|---|
| | **General lighting module up/down light** | | |
| T 16 (G5) | Multiwatt | | |
| | **2x35/49 W** | **1477** | **6609** 01-15 |
| | **2x28/54 W** | **1177** | **6608** 01-15 |
| | DALI multiwatt | | |
| | **2x35/49 W** | **1477** | **6612** 01-15 |
| | **2x28/54 W** | **1177** | **6613** 01-15 |
| | Multiwatt and permanent emergency light | | |
| | **2x35/49 W** | **1477** | ***MM50** 01-15 |

IP40 with upper safety screen, with ceiling-mounted attachment or recessed structure DALI versions occupy 1 address
* For ceiling-mounted/recessed installation exclusively use 35 W

130 × 66

| | | |
|---|---|---|
| **Structural module** | | |
| | **400** | **6624** 01-15 |
| | **600** | **6625** 01-15 |
| | **1177** | **6626** 01-15 |
| | **1477** | **6627** 01-15 |

# Action

## accessories

| | code | colour |
|---|---|---|
| Upper cover for down light emission | **6805** for Darklight and general lighting modules L=1177 | 01-15 |
| | **6806** for Darklight and general lighting modules L=1477 | 01-15 |
| Upper safety screen | **6807** for general lighting modules L=1177 | 24 |
| | **6808** for general lighting modules L=1477 | 24 |
| Two end caps<br>Should be ordered two for each single module or composition | **6800** | 01-15 |
| Spill ring for accent lighting modules | **9545** | 04 |

## pendant installation

| | code | colour |
|---|---|---|
| Direct coupling with suspension cable L=1500 | **6802** | 01-15 |
| 90° joint with suspension cable L=1500 | **6804** | 01-15 |
| Base with suspension cables L=1500 | **6809** | 01-15 |
| Power supply base with suspension cables L=1500 | **6810** 5 pole for electronic versions | 01-15 |
| | **6824** 8 pole for DALI and emergency | 01-15 |

For information on system composition please refer to the instructions sheet

## recessed/semi-recessed/ceiling-mounted installation

| | code | colour |
|---|---|---|
| Direct coupling | **6801** | 01-15 |
| 90° coupling | **6803** | 01-15 |
| Structure for ceiling installation | **6811** for modules L=400 | 01-15 |
| | **6812** for modules L=600 | 01-15 |
| | **6813** for modules L=1177 | 01-15 |
| | **6814** for modules L=1477 | 01-15 |

| | code | colour |
|---|---|---|
| Structure for recessed and semi-recessed installation for false ceilings 12,5 mm<br>Complete with spacers.<br>If several modules are to be installed, the length of the groove into the false ceiling must be the same as the overall length of the structures + 18 mm | **6815** for modules L=400 | 00 |
| | **6816** for modules L=600 | 00 |
| | **6817** for modules L=1177 | 00 |
| | **6818** for modules L=1477 | 00 |
| End caps for the structure<br>1 pair must be ordered for each single structure or composition | **6823** | 00 |

For information on system composition please refer to the instructions sheet

Music and dance school - Martigues, France
Architectural project: Basalt Architecture - Photo: Daniel Moulinet

pinterest.com/iguzzini

# iN 30 - iN 60 - iN 90

**IN30**
page 260

Low Contrast

High Contrast

Pendant
(Minimal)

Ceiling-mounted
(Minimal)

Recessed
(Minimal)

**IN60**
page 263

Low Contrast

Pendant
(Minimal)

Ceiling-mounted
(Minimal)

Recessed (Minimal
and Frame)

Wall-mounted
(Minimal)

**IN60**
page 263

Darklight

Wall Washer

Pendant (Minimal)

Ceiling-mounted (Minimal)

Recessed (Minimal and Frame)

**IN90**
page 269

Low Contrast

Pendant (Minimal)

Ceiling-mounted (Minimal)

Recessed (Minimal and Frame)

Wall-mounted (Minimal)

# iN 30

Low Contrast

High Contrast

## Features

IP20

- Modular lighting systems for continuous lines.
- Minimal (frameless) version made with extruded aluminium profile.
- Available in two down light solutions: low contrast for general lighting with frosted diffuser screen; high contrast with controlled luminance UGR<19 down light modules.
- Low contrast: can be ceilingmounted, pendant or recessed; modules available in two lengths in end or middle version for continuous line set-up; end modules can be completed with end cap accessories and used individually but they are always needed to start or finish a continuous line.
- High contrast: can be ceiling mounted and pendant; modules supplied in two lengths; possibility of individual installation or grouping in a continuous line, completing the modules with the accessories supplied.
- Available electronic and DALI control gear.
- High level of light output.
- Pendant version with cables equipped with a system for millimetric regulation.

Pendant

Ceiling-mounted

Recessed

## Optics and lamps

iN30 is available in the fluorescent and LED version (low contrast and high contrast optics).



**Low contrast**

**High contrast** - Wide Flood α 48°

# iN 30

## System composition

This aggregation system allows creating the most diverse compositions.

For the complete order please add the codes of the installation system you have chosen.

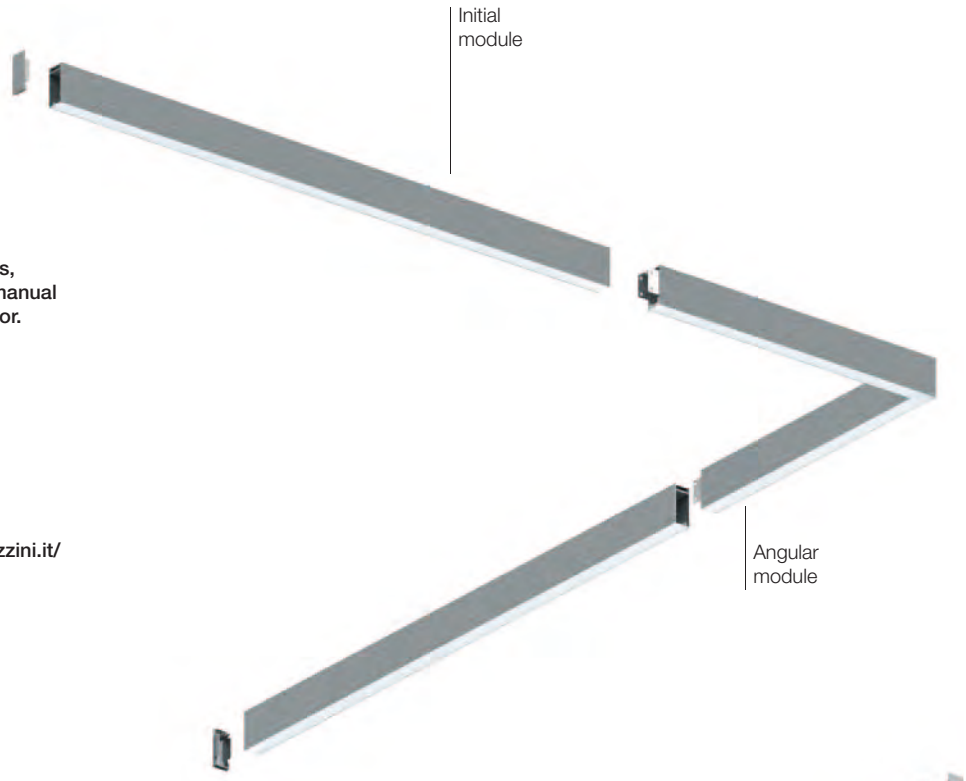


**For complex installations, consult the instruction manual and/or online configurator.**

**http://inconfigurator.iguzzini.it/**

The system even allows the grouping of Low contrast modules with High contrast modules, using the special accessory.



# iN 30 LED

12
ALUMINIUM

| light source | W | lm | length | code colour |
|---|---|---|---|---|
| LED | **Initial module Low contrast** | | | |
| | 4000K - CRI 80 | | | |
| | **17 W** | **2650** | **1197** | **ME36** 12 |
| | **34 W** | **5300** | **2394** | **ME37** 12 |
| | 3000K - CRI 80 | | | |
| | **17 W** | **2450** | **1197** | **ME38** 12 |
| | **34 W** | **4900** | **2394** | **ME39** 12 |
| | 4000K - CRI 80 - DALI | | | |
| | **17 W** | **2650** | **1197** | **MJ48** 12 |
| | **34 W** | **5300** | **2394** | **MJ49** 12 |
| | 3000K - CRI 80 - DALI | | | |
| | **17 W** | **2450** | **1197** | **MJ50** 12 |
| | **34 W** | **4900** | **2394** | **MJ51** 12 |

| light source | W | lm | length | code colour |
|---|---|---|---|---|
| LED | **Continuous line module Low contrast** | | | |
| | 4000K - CRI 80 | | | |
| | **17 W** | **2650** | **1197** | **ME40** 12 |
| | **34 W** | **5300** | **2394** | **ME41** 12 |
| | 3000K - CRI 80 | | | |
| | **17 W** | **2450** | **1197** | **ME42** 12 |
| | **34 W** | **4900** | **2394** | **ME43** 12 |
| | 4000K - CRI 80 - DALI | | | |
| | **17 W** | **2650** | **1197** | **MJ52** 12 |
| | **34 W** | **5300** | **2394** | **MJ53** 12 |
| | 3000K - CRI 80 - DALI | | | |
| | **17 W** | **2450** | **1197** | **MJ54** 12 |
| | **34 W** | **4900** | **2394** | **MJ55** 12 |

| light source | W | lm | length | code colour |
|---|---|---|---|---|
| LED | **Module High contrast** | | | |
| | 4000K - CRI 85 | | | |
| | **10 W** | **1000** | **1197** | **MJ58** 12 |
| | **21 W** | **2000** | **1462** | **MJ62** 12 |
| | 3000K - CRI 83 | | | |
| | **10 W** | **900** | **1197** | **MJ59** 12 |
| | **21 W** | **1800** | **1462** | **MJ63** 12 |
| | 4000K - CRI 85 - DALI | | | |
| | **10 W** | **1000** | **1197** | **MJ60** 12 |
| | **21 W** | **2000** | **1462** | **MJ64** 12 |
| | 3000K - CRI 83 - DALI | | | |
| | **10 W** | **900** | **1197** | **MJ61** 12 |
| | **21 W** | **1800** | **1462** | **MJ65** 12 |



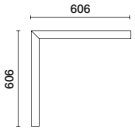


| light source | W | lm | length | code colour |
|---|---|---|---|---|
| LED | **Angular module Low contrast** | | | |
| | 4000K - CRI 80 | | | |
| | **8,6 W** | **1325** | | **ME44** 12 |
| | 3000K - CRI 80 | | | |
| | **8,6 W** | **1225** | | **ME45** 12 |
| | 4000K - CRI 80 - DALI | | | |
| | **8,6 W** | **1325** | | **MJ56** 12 |
| | 3000K - CRI 80 - DALI | | | |
| | **8,6 W** | **1225** | | **MJ57** 12 |

## accessories and installation systems

| | code | colour |
|---|---|---|
| Two end caps to complete modules for single and continuous line installation | **MX80** | 15 |
| Connection elements and covers for continuous line installation | **MX81** only for High contrast versions | 00 |
| Power supply base with suspension cables L=1500 | **MWG5** | 01 |
| Intermediate suspension cable | **MWG6** | 00 |
| Attachment for ceiling-mounted installation | **MWG7** | 00 |
| Accessory for recessed installation without rim | **MWG8** | 00 |

For information on system composition please refer to the instructions sheet.



Technical data may change with technological evolution.
For updated data please refer to our on-line catalogue.

# iN 60

Low Contrast

Darklight

Wall Washer

## Features

IP20

- Modular lighting systems for continuous lines.
- Possibility of individual or modular installation.
- Diffused light version with PMMA opal screen.
- Wall washer version for wall vertical lighting.
- UGR<19 luminance control darklight version for areas with video terminals.
- Extruded aluminium profile.
- Zamak end caps.
- Pendant, recessed, ceiling-mounted and wall-mounted installation.
- Available electronic and DALI control gear.
- High level of light output.
- Pendant version with cables equipped with a system for millimetric regulation.

DALI

HIGH lm/watt

Pendant

Ceiling-mounted

Recessed (Minimal and Frame)

Wall-mounted

## Light distribution

**Low Contrast**
Uniform, comfortable, glare-free light emission.

Down light

**Darklight**
UGR<19 luminance control, in compliance with EN 12464-1, ideal for installation in areas with video terminals.

Down light

Up/down light

**Wall Washer**
Ideal for vertical surfaces.
The shape of the reflector was specially designed, and it produces uniform lighting on walls.

Wall Washer

# iN 60

## Structural elements

Initial module
complete with through wiring
and diffuser

single module

double module

triple module

Continuous line module
complete with diffuser
and available in triple version

triple module

Angular module
complete with wired plate,
through wiring and diffuser

angular module

Plate for electronic control gear
also available with DALI control gear
and emergency lighting

single plate

Pass-through cables for
continuous line modules
complete with terminal blocks
and available in lengths:
3, 6, 9 and 12 modules

## Low contrast composition

This aggregation system allows creating the most diverse compositions.

For the complete order please add the codes of the installation system you have chosen.

**For complex installations, consult the instruction manual and/or online configurator.**

**http://inconfigurator.iguzzini.it/**

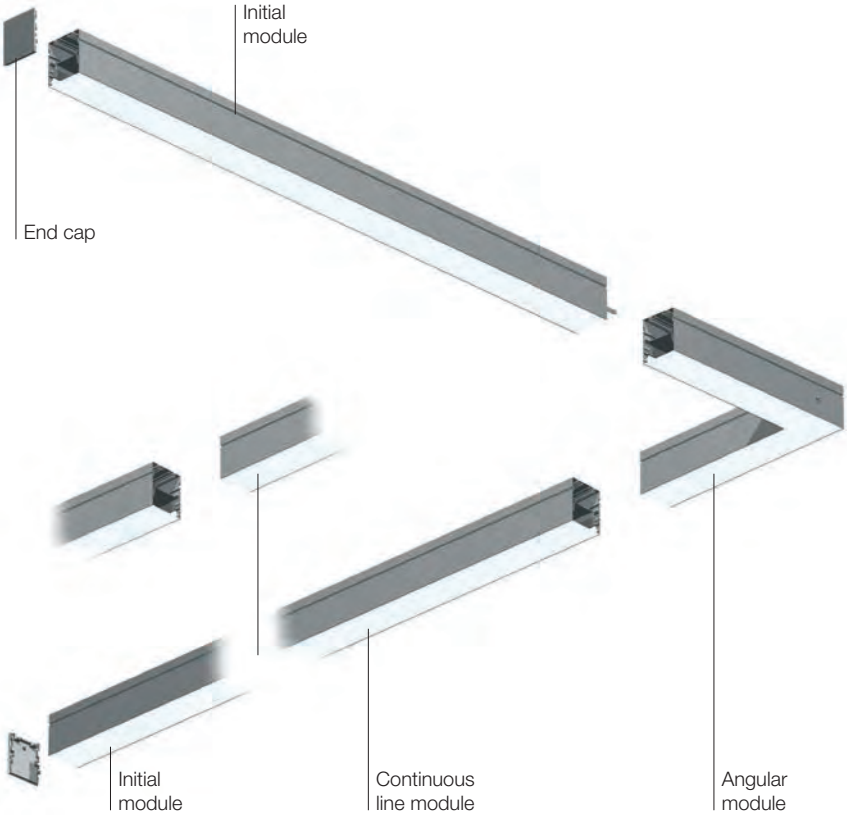

# iN 60

## Darklight and Wall Washer composition

This aggregation system allows creating the most diverse compositions.
For the complete order please add the codes of the installation system you have chosen.




## Composition

① **iN 60 Frame 3000K wall washer: linear composition L=6m**

- Initial double module **N364**
- Continuous line module **N366**
- Pass-through cables **MA55**
- Plates for wiring 5x**N370**
- Two end caps **MWP7**

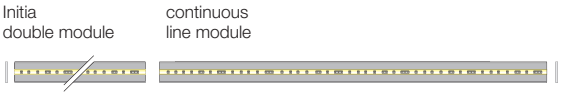




③ **iN 60 Frame 3000K: angular composition $L_1$=1,6m - $L_2$=5,4m**

- Initial single module 2x**MR43**
- Continuous line module **MR46**
- Angular module **MXN2**
- Pass-through cables **MA55**
- Plates for wiring 5x**MR50**
- Two end caps **MWP7**

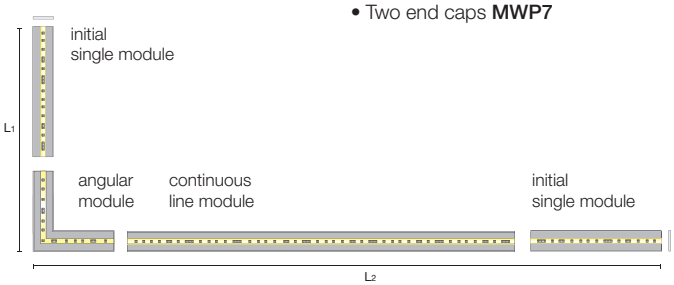




# iN 60 LED

01 WHITE
12 ALUMINIUM

| light source | W | lm | length | plates | code colour |
|---|---|---|---|---|---|
| | **Minimal initial module complete with pass-through wiring** | | | | |
| | for LED plate L=597 | | | | |
| | | | **612** | **1** | **MR37** 12 |
| | for LED plate L=1196 | | | | |
| | | | **1210** | **1** | **MR38** 12 |
| | | | **2397** | **2** | **MR39** 12 |
| | | | **3594** | **3** | **MR40** 12 |
| | **Minimal continuous line module** | | | | |
| | for LED plate L=1196 | | | | |
| | | | **3594** | **3** | **MR41** 12 |



| light source | W | lm | length | plates | code colour |
|---|---|---|---|---|---|
| | **Frame initial module complete with pass-through wiring** | | | | |
| | for plate L=597 | | | | |
| | | | **612** | **1** | **MR42** 01-12 |
| | for plate L=1196 | | | | |
| | | | **1210** | **1** | **MR43** 01-12 |
| | | | **2397** | **2** | **MR44** 01-12 |
| | | | **3594** | **3** | **MR45** 01-12 |
| | **Frame continuous line module** | | | | |
| | for plate L=1196 | | | | |
| | | | **3594** | **3** | **MR46** 01-12 |

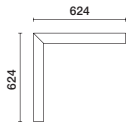


| light source | W | lm | length | plates | code colour |
|---|---|---|---|---|---|
| LED | **Minimal angular module complete with LED plate and pass-through wiring** | | | | |
| | 4000K - CRI 80 | | | | |
| | **8,3 W** | **1300** | | | **MXM7** 12 |
| | 3000K - CRI 80 | | | | |
| | **8,3 W** | **1200** | | | **MXM8** 12 |
| | 4000K - CRI 80 - DALI | | | | |
| | **8,3 W** | **1300** | | | **MXM9** 12 |
| | 3000K - CRI 80 - DALI | | | | |
| | **8,3 W** | **1200** | | | **MXN0** 12 |



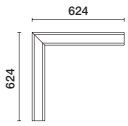


| light source | W | lm | length | plates | code colour |
|---|---|---|---|---|---|
| LED | **Frame angular module complete with LED plate and pass-through wiring** | | | | |
| | 4000K - CRI 80 | | | | |
| | **8,3 W** | **1300** | | | **MXN1** 01-12 |
| | 3000K - CRI 80 | | | | |
| | **8,3 W** | **1200** | | | **MXN2** 01-12 |
| | 4000K - CRI 80 - DALI | | | | |
| | **8,3 W** | **1300** | | | **MXN3** 01-12 |
| | 3000K - CRI 80 - DALI | | | | |
| | **8,3 W** | **1200** | | | **MXN4** 01-12 |

| light source | W | lm | length | plates | code colour |
|---|---|---|---|---|---|
| LED | **LED Plate** | | | | |
| | 4000K - CRI 80 | | | | |
| | **8,6 W** | **1325** | **597** | | **MR47** 01 |
| | **17 W** | **2650** | **1196** | | **MR48** 01 |
| | 3000K - CRI 80 | | | | |
| | **8,6 W** | **1225** | **597** | | **MR49** 01 |
| | **17 W** | **2450** | **1196** | | **MR50** 01 |
| | 4000K - CRI 80 - DALI | | | | |
| | **8,6 W** | **1325** | **597** | | **MR51** 01 |
| | **17 W** | **2650** | **1196** | | **MR52** 01 |
| | 3000K - CRI 80 - DALI | | | | |
| | **8,6 W** | **1225** | **597** | | **MR53** 01 |
| | **17 W** | **2450** | **1196** | | **MR54** 01 |

DALI versions occupy 1 address

| | | | |
|---|---|---|---|
| | **Pass-through wiring for continuous line modules** | | |
| | for plate L=1196 | | |
| **22 W** | | **3** | **MA55** 00 |
| **22 W** | | **6** | **MA56** 00 |
| **22 W** | | **9** | **MA57** 00 |
| **22 W** | | **12** | **MA58** 00 |

## accessories and installation systems

| | code | colour |
|---|---|---|
| Plate with terminal block and cable-clamp to join pass-through cables<br>It must be used for every new intermediate power supply (please refer to instruction sheet). | **M761** | 00 |
| Two end caps | **MWP6** | 15<br>for Minimal versions |
| | **MWP7** | 01-15<br>for Frame versions |
| Accessory for recessed installation without rim<br>Complete with spacer for puttying | **MWH6** | 00<br>for Minimal versions |

| | code | colour |
|---|---|---|
| Attachment for wall installation | **MWB7** | 15<br>for Minimal versions |
| Power supply base with suspension cables L=1500 | **MWB4** | 01<br>for Minimal electronic versions |
| | **MWM2** | 01<br>for Minimal DALI versions |
| Intermediate suspension cable | **MW67** | 00<br>for Minimal versions |

For information on system composition please refer to the instructions sheet.



Technical data may change with technological evolution.
For updated data please refer to our on-line catalogue.

# New iN 60 LED Darklight

01 WHITE  12 ALUMINIUM

new
Available for order

| light source | W | lm | length | plates | code colour |
|---|---|---|---|---|---|
| new **Minimal down light initial module**<br>**UGR<19 1500 cd/m²**<br>**complete with pass-through wiring**<br>for LED plate L=1196 | | | | | |
| | | 1208 | | 1 | **N967** 12 |
| | | 2397 | | 2 | **N968** 12 |
| | | 3594 | | 3 | **N969** 12 |
| **Minimal continuous line down light module**<br>**UGR<19 1500 cd/m²**<br>for LED plate L=1196 | | | | | |
| | | 3594 | | 3 | **N970** 12 |

| light source | W | lm | length | plates | code colour |
|---|---|---|---|---|---|
| new **Minimal up/down light initial module**<br>**(emission: up 15% down 85%)**<br>**UGR<19 1500 cd/m²**<br>**complete with pass-through wiring**<br>for LED plate L=1196 | | | | | |
| | | 1208 | | 1 | **N963** 12 |
| | | 2397 | | 2 | **N964** 12 |
| | | 3594 | | 3 | **N965** 12 |
| **Minimal continuous line up/down light module**<br>**UGR<19 1500 cd/m²**<br>for LED plate L=1196 | | | | | |
| | | 3594 | | 3 | **N966** 12 |

| light source | W* | lm | length | plates | code colour |
|---|---|---|---|---|---|
| new **Frame down light initial module**<br>**UGR<19 1500 cd/m²**<br>**complete with pass-through wiring**<br>for plate L=1196 | | | | | |
| | | 1208 | | 1 | **N971** 01-12 |
| | | 2397 | | 2 | **N972** 01-12 |
| | | 3594 | | 3 | **N973** 01-12 |
| **Frame continuous line down light module**<br>**UGR<19 1500 cd/m²**<br>for plate L=1196 | | | | | |
| | | 3594 | | 3 | **N974** 01-12 |

| | | | | | |
|---|---|---|---|---|---|
| LED new **LED plate for down light version** | | | | | |
| 4000K - CRI 80 | | | | | |
| | **42 W** | **6050** | **1196** | | **N979** 01 |
| 3000K - CRI 80 | | | | | |
| | **42 W** | **5600** | **1196** | | **N980** 01 |
| 4000K - CRI 80 - DALI | | | | | |
| | **42 W** | **6050** | **1196** | | **N981** 01 |
| 3000K - CRI 80 - DALI | | | | | |
| | **42 W** | **5600** | **1196** | | **N982** 01 |
| **LED plate for up/down light version** | | | | | |
| 4000K - CRI 80 | | | | | |
| | **53 W** | **7600** | **1196** | | **N975** 01 |
| 3000K - CRI 80 | | | | | |
| | **53 W** | **7000** | **1196** | | **N976** 01 |
| 4000K - CRI 80 - DALI | | | | | |
| | **53 W** | **7600** | **1196** | | **N977** 01 |
| 3000K - CRI 80 - DALI | | | | | |
| | **53 W** | **7000** | **1196** | | **N978** 01 |

DALI versions occupy 1 address

## accessories and installation systems

| | code | colour |
|---|---|---|
| Plate with terminal block and cable-clamp to join pass-through cables<br>It must be used for every new intermediate power supply (please refer to instruction sheet). | **MXV5** | 00 |

| | code | colour |
|---|---|---|
| Two end caps | **MWP6** | 15 |
| for Minimal versions | **MWP7** | 01-15 |
| for Frame versions | | |

| | code | colour |
|---|---|---|
| Accessory for recessed installation without rim<br>Complete with spacer for puttying | **MWH6** | 00 |
| for Minimal down light versions | | |

| | code | colour |
|---|---|---|
| Power supply base with suspension cables L=1500 | **MWB4** | 01 |
| for Minimal electronic versions | **MWM2** | 01 |
| for Minimal DALI versions | | |

| | code | colour |
|---|---|---|
| Intermediate suspension cable | **MW67** | 00 |
| for Minimal versions | | |

For information on system composition please refer to the instructions sheet.

# New iN 60 LED Wall Washer

01 WHITE  12 ALUMINIUM

new
Available for order

| light source | W | lm | length | plates | code colour |
|---|---|---|---|---|---|
| new **Minimal initial module complete with pass-through wiring** | | | | | |
| for LED plate L=597 | | | | | |
| | | | **612** | **1** | **N357** 12 |
| for LED plate L=1196 | | | | | |
| | | | **1210** | **1** | **N358** 12 |
| | | | **2397** | **2** | **N359** 12 |
| | | | **3594** | **3** | **N360** 12 |
| **Minimal continuous line module** | | | | | |
| for LED plate L=1196 | | | | | |
| | | | **3594** | **3** | **N361** 12 |

| light source | W* | lm | length | plates | code colour |
|---|---|---|---|---|---|
| new **Frame initial module complete with pass-through wiring** | | | | | |
| for plate L=597 | | | | | |
| | | | **612** | **1** | **N362** 01-12 |
| for plate L=1196 | | | | | |
| | | | **1210** | **1** | **N363** 01-12 |
| | | | **2397** | **2** | **N364** 01-12 |
| | | | **3594** | **3** | **N365** 01-12 |
| **Frame continuous line module** | | | | | |
| for plate L=1196 | | | | | |
| | | | **3594** | **3** | **N366** 01-12 |

| | | | | | |
|---|---|---|---|---|---|
| LED new **LED Plate** | | | | | |
| 4000K - CRI 80 | | | | | |
| | **11 W** | **1550** | **597** | | **N367** 04 |
| | **21 W** | **3100** | **1196** | | **N368** 04 |
| 3000K - CRI 80 | | | | | |
| | **11 W** | **1450** | **597** | | **N369** 04 |
| | **21 W** | **2900** | **1196** | | **N370** 04 |
| 4000K - CRI 80 - DALI | | | | | |
| | **11 W** | **1550** | **597** | | **N371** 04 |
| | **21 W** | **3100** | **1196** | | **N372** 04 |
| 3000K - CRI 80 - DALI | | | | | |
| | **11 W** | **1450** | **597** | | **N373** 04 |
| | **21 W** | **2900** | **1196** | | **N374** 04 |

DALI versions occupy 1 address

| | | | | | |
|---|---|---|---|---|---|
| new **Pass-through wiring for continuous line modules** | | | | | |
| for plate L=1196 | | | | | |
| | **22 W** | | | **3** | **MA55** 00 |
| | **22 W** | | | **6** | **MA56** 00 |
| | **22 W** | | | **9** | **MA57** 00 |
| | **22 W** | | | **12** | **MA58** 00 |

## installation systems

| | code | colour |
|---|---|---|
| Plate with terminal block and cable-clamp to join pass-through cables<br>It must be used for every new intermediate power supply (please refer to instruction sheet). | **M761** | 00 |
| Two end caps | **MWP6** | 15<br>for Minimal versions |
| | **MWP7** | 01-15<br>for Frame versions |
| Accessory for recessed installation without rim<br>Complete with spacer for puttying | **MWH6** | 00<br>for Minimal versions |

| | code | colour |
|---|---|---|
| Power supply base with suspension cables L=1500 | **MWB4** | 01<br>for Minimal down light versions |
| | **MWM2** | 01<br>for Minimal DALI versions |
| Intermediate suspension cable | **MW67** | 00<br>for Minimal versions |

For information on system composition please refer to the instructions sheet.



Technical data may change with technological evolution.
For updated data please refer to our on-line catalogue.

# iN 90

## Features

IP20

- Modular lighting systems for continuous lines.
- Pendant, recessed, ceiling-mounted and wall-mounted installation.
- Extruded aluminium profile.
- Zamak end caps.
- Sheet steel wired lamp holder plate.
- Available electronic and DALI control gear.
- Multiwatt ballasts.
- High level of light output.
- Pendant version with cables equipped with a system for millimetric regulation.

DALI MULTI W HIGH lm/watt

Pendant

Ceiling-mounted

Recessed (Minimal and Frame)

Wall-mounted

## Light sources

**iN 90** two-lamp version with overlapping systems, using T16 fluorescent tubes.



Overlapping

# iN 90

## Structural elements

Initial module
complete with through wiring
and diffuser

single module

double module

triple module

Continuous line module
complete with diffuser
and available in triple version

triple module

Angular module
complete with wired plate,
through wiring and diffuser

angular module

wall-ceiling
angular module

Plate for electronic control gear
also available with DALI control gear
and emergency lighting

single plate

Pass-through cables for
continuous line modules
complete with terminal blocks
and available in lengths:
3, 6, 9 and 12 modules

This aggregation system allows creating the most diverse compositions.

For the complete order please add the codes of the installation system you have chosen.

**For complex installations, consult the instruction manual and/or online configurator.**

**http://inconfigurator.iguzzini.it/**

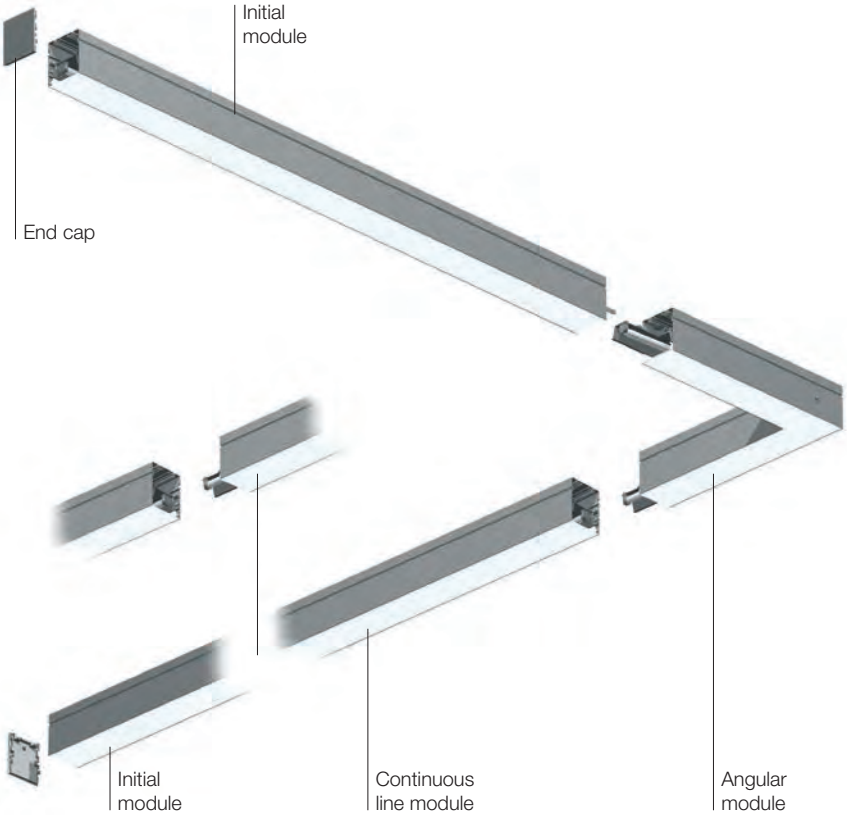

# iN 90

## Composition

① **iN 90 Minimal: overlapping linear composition L=4,8m**

- Initial single module **M434**
- Continuous line module **M440**
- Pass-through cabl **M496**
- Plates for wiring 4x**M490**
- Two end caps **MWB3**
- T16 8x28/54W tubes

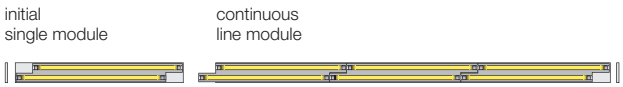




② **iN 90 Minimal: overlapping angular composition $L_1$=4,3m - $L_2$=5,5m**

- Initial triple module **M436**
- Initial single module **M434**
- Continuous line module **M440**
- Angular module **MWA7**
- Pass-through cables **M496**
- Plates for wiring 7x**M490**
- Two end caps **MWB3**
- T16 14x28W tubes
- T16 2x24W tubes for angular module

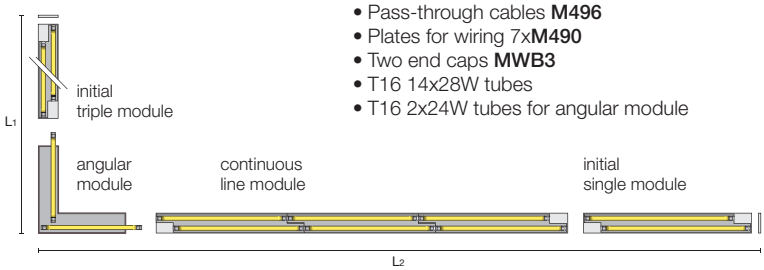




③ **iN 90 Frame: angular wall/ceiling composition L=5,3 h=3m**

- Initial single module **M452**
- Initial double module **M453**
- Continuous line module **M458**
- Angular module **MWC3**
- Pass-through cables **M496**
- Plates for wiring 6x**M490**
- Two end caps **MWC9**
- T16 12x28W - 2x24W tubes

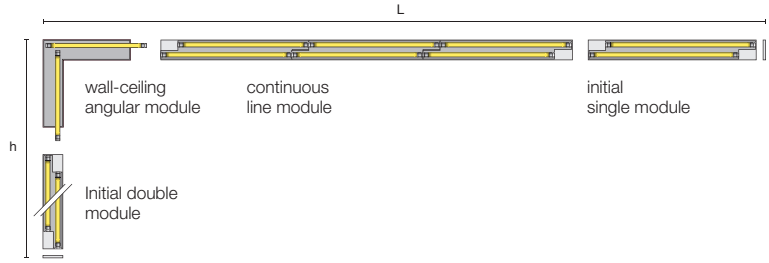




# iN 90

12
ALUMINIUM

## Minimal

| length | plates | code colour |
|---|---|---|
| **Initial module complete with pass-through wiring** | | |
| for plate 21 W | | |
| **985** | **1** | **M433** 12 |
| for plate 28/54 W | | |
| **1285** | **1** | **M434** 12 |
| **2452** | **2** | **M435** 12 |
| **3626** | **3** | **M436** 12 |
| for plate 35/49 W | | |
| **1585** | **1** | **M437** 12 |
| **3052** | **2** | **M438** 12 |
| **4526** | **3** | **M439** 12 |
| **Continuous line module** | | |
| for plate 28/54 W | | |
| **3526** | **3** | **M440** 12 |
| for plate 35/49 W | | |
| **4426** | **3** | **M441** 12 |

| light source | W | code colour |
|---|---|---|
| | **Two-lamp plate** | |
| **T 16** (G5) | Electronic | |
| | **2x21 W** | **M489** 01 |
| | **2x28/54 W** | **M490** 01 |
| | **2x35/49 W** | **M491** 01 |
| | DALI | |
| | **2x21 W** | **M492** 01 |
| | **2x28 W** | **M493** 01 |
| | **2x35/49 W** | **M494** 01 |
| | Emergency light | |
| | **2x35 W** | **MM55** 01 |

DALI versions occupy 1 address

| | | |
|---|---|---|
| **Pass-through wiring for continuous line modules** | | |
| **28/54 W** | **3** | **M496** 00 |
| **28/54 W** | **6** | **M497** 00 |
| **28/54 W** | **9** | **M498** 00 |
| **28/54 W** | **12** | **M499** 00 |
| **35/49 W** | **3** | **M500** 00 |
| **35/49 W** | **6** | **M501** 00 |
| **35/49 W** | **9** | **M502** 00 |
| **35/49 W** | **12** | **M503** 00 |

For control gears of recessed applications
refer to the instructions sheet

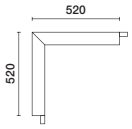


| light source | W | code colour |
|---|---|---|
| | **Angular module complete with wired plate and pass-through wiring** | |
| **T 16** (G5) | **2x24 W** | **MWA7** 12 |
| | DALI | |
| | **2x24 W** | **MWA8** 12 |

In combination with corner module, use
only modules with 28/35W light sources
(use with 49/54W light sources is not compatible).

### accessories and installation systems

| | code | colour |
|---|---|---|
| Plate with terminal block and cable-clamp to join pass-through cables<br>It must be used for every new intermediate power supply (please refer to instruction sheet). | **M504** | 00 |
| Two end caps<br>Complete with cover for overlapping plates | **MWB3** | 15 |
| Accessory for recessed installation without rim<br>Complete with spacer for puttying | **MWB6** | 00 |
| Attachment for wall installation | **MWB7** | 15 |
| Power supply base with suspension cables L=1500 | **MWB4**<br>for electronic versions<br>**MWB5**<br>for DALI and emergency | 01<br><br><br>01 |
| Intermediate suspension cable | **MW67** | 00 |

For information on system composition
please refer to the instructions sheet.

### Technical information

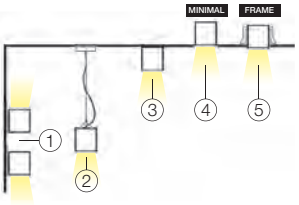


| Code | 1 | 2 | 3 | 4 | 5 |
|---|---|---|---|---|---|
| **MWA7** | 24W | 24W | 24W | 24W | - |
| **MWA8** | 24W | 24W | 24W | 24W | - |
| **M489** | 21W | 21W | 21W | 21W | - |
| **M492** | 21W | 21W | 21W | 21W | - |
| **M490** | 28/54W | 28/54W | 28/54W | 28W | - |
| **M493** | 28W | 28W | 28W | 28W | - |
| **M491** | 35/49W | 35/49W | 35/49W | 35W | - |
| **M494** | 35/49W | 35/49W | 35/49W | 35W | - |
| **MM55** | 35W | 35W | 35W | 35W | - |

# iN 90

01 WHITE
12 ALUMINIUM

## Frame



| W | length | plates | code colour |
|---|---|---|---|
| **Initial module complete with pass-through wiring** | | | |
| for plate 21 W | | | |
| | **985** | **1** | **M451** 01-12 |
| for plate 28/54 W | | | |
| | **1285** | **1** | **M452** 01-12 |
| | **2452** | **2** | **M453** 01-12 |
| | **3626** | **3** | **M454** 01-12 |
| for plate 35/49 W | | | |
| | **1585** | **1** | **M455** 01-12 |
| | **3052** | **2** | **M456** 01-12 |
| | **4526** | **3** | **M457** 01-12 |
| **Continuous line module** | | | |
| for plate 28/54 W | | | |
| | **3526** | **3** | **M458** 01-12 |
| for plate 35/49 W | | | |
| | **4426** | **3** | **M459** 01-12 |

Complete with brackets for recessed installation

| W | | code colour |
|---|---|---|
| **Pass-through wiring for continuous line modules** | | |
| **28/54 W** | **3** | **M496** 00 |
| **28/54 W** | **6** | **M497** 00 |
| **28/54 W** | **9** | **M498** 00 |
| **28/54 W** | **12** | **M499** 00 |
| **35/49 W** | **3** | **M500** 00 |
| **35/49 W** | **6** | **M501** 00 |
| **35/49 W** | **9** | **M502** 00 |
| **35/49 W** | **12** | **M503** 00 |

For control gears of recessed applications
refer to the instructions sheet

| light source | W | code colour |
|---|---|---|
| | **Two-lamp plate** | |
| **T 16** (G5) | Electronic | |
| | **2x21 W** | **M489** 01 |
| | **2x28/54 W** | **M490** 01 |
| | **2x35/49 W** | **M491** 01 |
| | DALI | |
| | **2x21 W** | **M492** 01 |
| | **2x28 W** | **M493** 01 |
| | **2x35/49 W** | **M494** 01 |
| | Emergency light | |
| | **2x35 W** | **MM55** 01 |

DALI versions occupy 1 address



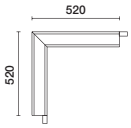


| | | |
|---|---|---|
| | **Angular module complete with wired plate and pass-through wiring** | |
| **T 16** (G5) | **2x24 W** | **MWB9** 01-12 |
| | DALI | |
| | **2x24 W** | **MWC0** 01-12 |

In combination with corner module,
use only modules with 28/35W light sources
(use with 49/54W light sources is not compatible).

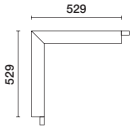


| | | |
|---|---|---|
| | **Wall-ceiling angular module complete with wired plate and pass-through wiring** | |
| **T 16** (G5) | **2x24 W** | **MWC3** 01-12 |
| | DALI | |
| | **2x24 W** | **MWC4** 01-12 |

In combination with corner module, use
only modules with 28/35W light sources
(use with 49/54W light sources is not compatible).

## accessories

| | code | colour |
|---|---|---|
| Two end caps<br>Complete with cover for overlapping plates | **MWC9** | 01-15 |

For information on system composition
please refer to the instructions sheet.

## Technical information

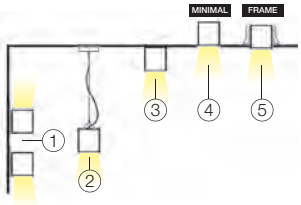


| Code | 1 | 2 | 3 | 4 | 5 |
|---|---|---|---|---|---|
| **MWC3-MWB9** | - | - | - | - | 24W |
| **MWC0-MWC4** | - | - | - | - | 24W |
| **M489** | 21W | 21W | 21W | - | 21W |
| **M492** | 21W | 21W | 21W | - | 21W |
| **M490** | 28/54W | 28/54W | 28/54W | - | 28W |
| **M493** | 28W | 28W | 28W | - | 28W |
| **M491** | 35/49W | 35/49W | 35/49W | - | 35W |
| **M494** | 35/49W | 35/49W | 35/49W | - | 35W |
| **MM55** | 35W | 35W | 35W | - | 35W |

# New Radix

design Daniel Libeskind

01
WHITE

## Features

IP20/IP40

- Recessed installation in modular false ceilings with 600 mm tile size, 1 to 25 mm thick.
- Optical assembly in anodised extruded aluminium, tapered frame with microprismatic screen in rear position for UGR<19 luminance controlled emission.
- Available electronic and DALI control gear.
- Luminaire reduced height.
- IP20
- IP40 for visible body of fitting after installation.

DALI

new
Available for order

33
600x600
584x584

| light source | W | lm | length | code colour |
|---|---|---|---|---|
| LED new | UGR<19 3000 cd/m² | | | |
| | 4000K - CRI 80 | | | |
| | 29 W | 5200 | | **P616** 01 |
| | 3000K - CRI 80 | | | |
| | 29 W | 4950 | | **P617** 01 |
| | 4000K - CRI 80 - DALI | | | |
| | 29 W | 5200 | | **P618** 01 |
| | 3000K - CRI 80 - DALI | | | |
| | 29 W | 4950 | | **P619** 01 |
| | 4000K - CRI 80 - DALI - Complete with adapter for installation in false ceilings with **625x625** tiles | | | |
| | 29 W | 5200 | | **P624** 01 |
| | 3000K - CRI 80 - DALI - Complete with adapter for installation in false ceilings with **625x625** tiles | | | |
| | 29 W | 4950 | | **P625** 01 |

DALI versions occupy 1 address



33
300x1200
284x1184

| light source | W | lm | length | code colour |
|---|---|---|---|---|
| LED new | UGR<19 3000 cd/m² | | | |
| | 4000K - CRI 80 | | | |
| | 29 W | 5200 | | **P620** 01 |
| | 3000K - CRI 80 | | | |
| | 29 W | 4950 | | **P621** 01 |
| | 4000K - CRI 80 - DALI | | | |
| | 29 W | 5200 | | **P622** 01 |
| | 3000K - CRI 80 - DALI | | | |
| | 29 W | 4950 | | **P623** 01 |

DALI versions occupy 1 address

### installation systems

| | code | colour |
|---|---|---|
| Adapter for installation in plasterboard false ceilings | **9695** for modules 600x600 | 00 |
| | **9689** for modules 300x1200 | 00 |



Technical data may change with technological evolution.
For updated data please refer to our on-line catalogue.

# New Wide

01
WHITE

UGR<19



General light

## Features

IP20/IP40

- Recessed installation in modular false ceilings with 600 mm tile size, 1 to 25 mm thick.
- Support structure made of plastic material.
- Lamellar optics with controlled luminance UGR<19 and general light.
- Available electronic and DALI control gear.
- IP20
- IP40 for visible body of fitting after installation.

DALI

HIGH lm/watt

new
UGR<19 version: available for order
General Light version: available for order from first quarter

84
596x596
580x580

| light source | W | lm | code colour |
|---|---|---|---|
| LED new | UGR<19 3000 cd/m² | | |
| 4000K - CRI 80 | | | |
| | 30 W | 4600 | **P297** 01 |
| 3000K - CRI 80 | | | |
| | 30 W | 4450 | **P298** 01 |
| 4000K - CRI 80 - DALI | | | |
| | 30 W | 4600 | **P299** 01 |
| 3000K - CRI 80 - DALI | | | |
| | 30 W | 4450 | **P300** 01 |
| 4000K - CRI 80 - DALI - Complete with adapter for installation in false ceilings with **625x625** tiles | | | |
| | 30 W | 4600 | **P301** 01 |
| 3000K - CRI 80 - DALI - Complete with adapter for installation in false ceilings with **625x625** tiles | | | |
| | 30 W | 4450 | **P302** 01 |

DALI versions occupy 1 address

76
596x596
580x580

| light source | W | code colour |
|---|---|---|
| LED new | General light | |
| 4000K - CRI 80 | | |
| | 27 W 4400 | **P015** 01 |
| 3000K - CRI 80 | | |
| | 27 W 4300 | **P016** 01 |
| 4000K - CRI 80 - DALI | | |
| | 27 W 4400 | **P017** 01 |
| 3000K - CRI 80 - DALI | | |
| | 27 W 4300 | **P018** 01 |
| 4000K - CRI 80 - DALI - Complete with adapter for installation in false ceilings with **625x625** tiles | | |
| | 27 W 4400 | **P200** 01 |
| 3000K - CRI 80 - DALI - Complete with adapter for installation in false ceilings with **625x625** tiles | | |
| | 27 W 4300 | **P201** 01 |

DALI versions occupy 1 address

### installation systems

| | code | colour |
|---|---|---|
| Adapter for installation in plasterboard false ceilings | **9695** | 00 |

# Lineup recessed




## Features

IP20

- Recessed installation in false ceilings with 1 to 35 mm.
- Galvanised, painted sheet steel supporting structure and end caps.
- Wall-washer versions with painted aluminium lamp cover and superpure aluminium reflector.
- UGR<19 Darklight versions, super-pure aluminium reflectors and lamellar optics with parabolic profile.
- General light versions with polycarbonate diffuser.
- Available electronic and DALI control gear and emergency with inverter; 1,5 hours autonomy with 12 hour recharging cycle - 3 hours autonomy with 24 hour recharging cycle. Conforms to EN60598-2-22.
- Multiwatt ballasts.
- High level of light output.
- Luminaire reduced height.

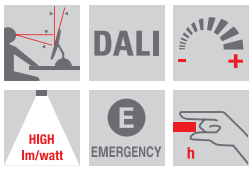


## Light distribution

**Darklight**
Ideal when lighting offices and spaces with monitors. The ultrapure aluminium reflectors deliver top lighting performance and controlled luminance in compliance with EN 12464 1 standards.

**General light**
The polycarbonate diffusing screens has a comfortable and homogenous light distribution with limited glare from the lamps.



**Wall Washer**
Ideal for vertical surfaces.
The shape of the reflector was specially designed, and it produces uniform lighting on walls.



# Lineup recessed

01
WHITE

## Recessed

100x(1174/1474xN+13)
N=number of fittings

| light source | W | length | code colour |
|---|---|---|---|
| | **Wall washer** | | |
| **T 16** (G5) | Electronic | | |
| | **28 W** | **1198** | **5800** 01 |
| | **35 W** | **1498** | **5801** 01 |
| | **54 W** | **1198** | **5802** 01 |
| | **80 W** | **1498** | **5803** 01 |
| | DALI multiwatt | | |
| | **28/54 W** | **1198** | **5806** 01 |
| | **35/49/80 W** | **1498** | **5807** 01 |

DALI versions occupy 1 address

100x(1174/1474xN+13)
N=number of fittings

| light source | W | length | code colour |
|---|---|---|---|
| | **Darklight** | | |
| **T 16** (G5) | Electronic | | |
| | **35 W** | **1498** | **5814** 01 |
| | **54 W** | **1198** | **5815** 01 |
| | **2x35 W** | **1498** | **5816** 01 |
| | **2x54 W** | **1198** | **5817** 01 |
| | DALI multiwatt | | |
| | **28/54 W** | **1198** | **5818** 01 |
| | **2x35 W** | **1498** | **5819** 01 |
| | **2x28/54 W** | **1198** | **5820** 01 |
| | Electronic and permanent emergency light | | |
| | **54 W** | **1198** | **5821** 01 |

DALI versions occupy 1 address

100x(1174/1474xN+13)
N=number of fittings

100x(1174/1474xN+13)
N=number of fittings

**5826-5830**

| light source | W | length | code colour |
|---|---|---|---|
| | **General light** | | |
| **T 16** (G5) | Electronic | | |
| | **54 W** | **1198** | **5823** 01 |
| | **80 W** | **1498** | **5824** 01 |
| | **2x35 W** | **1498** | **5825** 01 |
| | **2x54 W** | **1198** | **5826** 01 |
| | DALI | | |
| | **28/54 W** | **1198** | **5827** 01 |
| | **35/49/80 W** | **1498** | **5828** 01 |
| | **2x35 W** | **1498** | **5829** 01 |
| | **2x54 W** | **1198** | **5830** 01 |
| | Electronic and permanent emergency light | | |
| | **54 W** | **1198** | **MM61** 01 |
| | **2x35 W** | **1498** | **MM62** 01 |

DALI versions occupy 1 address

Complete with protection screen

# Pendants

Pendants

**280** Gem

**282** Berlino

**284** iSign

The codes, technical and lighting design features of this luminaire are presented in the relevant section

**186** 4Ward
**LED**

**190** Front Light
**LED**

**200** Tecnica Pro
**LED**

**180** Le Perroquet
**LED**

**217** Cestello
**LED**

**236** iPlan
**LED**

YMCA sports centre - Montréal, Canada

Architectural project: Daoust Lestage
Lighting project: Eclairage Public - Gilles Arpin
Photo: Marc Cramer

# Gem

design Paul Andreu

DESIGN PLUS Light+Building

65
NITRIC

## Features

IP66

- Pendant luminaire for direct or indirect/direct lighting, equipped with LED sources.
- Luminaires have two polycarbonate shells with a partial satin-finish.
- The shells are closed by special supports that are hooked to suspension cables (ordered separately as accessories).
- The joint between the two shells is water-tight thanks to a silicone gasket located around the perimeter and by a M12x1,5 nickel-plated brass cable-clamp for the exit of the power cable.
- Microperforated, polished superpure aluminium reflector.
- An aluminium support plate houses the light source and the control gear box.
- Suspension cables equipped with a system for highly precise adjustments.

Inclination of suspension cables max. 45°

Millimetric regulation of suspension cables

## Light distribution

**Down light**
This version allows down light at α 145°.

**Up/down light**
The double reflector provides up light at α 90° and down light at α 145°.



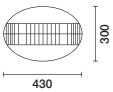


| light source | W | lm | code | colour |
|---|---|---|---|---|
| LED | **Down light** | | | |
| | 4000K - CRI 80 - DALI | | | |
| | **38 W** | **5000** | **N308** | 65 |
| | 3000K - CRI 80 - DALI | | | |
| | **38 W** | **5000** | **N309** | 65 |
| | **Up/down light** | | | |
| | 4000K - CRI 80 - DALI | | | |
| | **55 W** | **7000** | **N310** | 65 |
| | 3000K - CRI 80 - DALI | | | |
| | **55 W** | **7000** | **N311** | 65 |

### Installation systems

| | code | colour |
|---|---|---|
| Cable and base plate kit for suspension with power supply cable L=2000 | **4461** | 15 |

Canada Water Library - London, United Kingdom
Architectural project: CZWG
Lighting project: Hoare Lea Lighting
Photo: Redshift Photography

Technical data may change with technological evolution.
For updated data please refer to our on-line catalogue.

pinterest.com/iguzzini

# Berlino

design Piano Design Workshop

## Features

IP23 (IP65 with safety glass)

- Pendant installation.
- Die-cast aluminium control gear box.
- Die-cast aluminium anchoring base equipped with power cable and hooking device, plus millimetre-accurate adjustment of the steel cable.
- Screen with transparent safety glass housed in a die-cast aluminium ring with a seal.
- Adjustment of light beam opening.

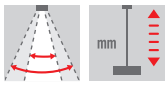

Small body

Large body

## Light distribution

**Down light**
Version with aluminium refl ector for down light.

**Up/down light**
Version with refl ector made of glass + aluminium for down/up light.

**Diffused lighting**
Version with etched glass refl ector for diffused light emission. (small body).

| | |
|---|---|
| **HALO ES** | 150 - 250W |
| **HIE** | 250 |
| **QT 32** | 150 - 250W |

| | |
|---|---|
| **TC-TEL** | 42W |
| **HIT-CE** | 70 - 150W |

# Berlino

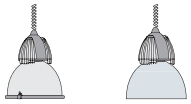

78 GREY/ALLUMINIUM — A1 GREY/NITRIC

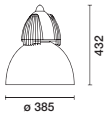


| light source | W | code colour |
|---|---|---|
| | **Optical assembly with aluminium reflector** | |
| **HALO ES** (E27) | **150 W max** (HALO ES) | **4300** 78 |
| | **250 W** (QT 32) | |
| **QT 32** (E27) | | |
| **TC-TEL** (GX24q-4) | Electronic | |
| | **42 W** | **4302** 78 |
| **HIT-CE** (G12) | **70 W** | ***4305** 78 |
| | **150 W** | ***4306** 78 |

* Complete with safety glass

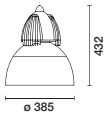


| light source | W | code colour |
|---|---|---|
| | **Optical assembly with aluminum/glass reflector** | |
| **HALO ES** (E27) | **150 W max** (HALO ES) | **4332** 78 |
| | **150/250 W** (QT 32) | |
| **QT 32** (E27) | | |
| **TC-TEL** (GX24q-4) | Electronic | |
| | **42 W** | **4334** 78 |
| **HIT-CE** (G12) | **70 W** | ***4337** 78 |
| | **150 W** | ***4338** 78 |

* Complete with safety glass

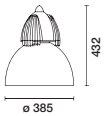


| light source | W | code colour |
|---|---|---|
| | **Optical assembly with glass reflector** | |
| **QT 32** (E27) | **150/250 W** | **4348** A1 |
| **TC-TEL** (GX24q-4) | Electronic | |
| | **42 W** | **4350** A1 |
| **HIT-CE** (G12) | **70 W** | ***4353** A1 |
| | **150 W** | ***4354** A1 |

* Complete with safety glass and superpure aluminium flow director

| light source | W | code colour |
|---|---|---|
| | **Optical assembly with aluminium reflector** | |
| **HIE** (E40) | **250 W** | **4327** 78 |
| | **Optical assembly with aluminum/glass reflector** | |
| | **250 W** | **4343** 78 |

Complete with safety glass

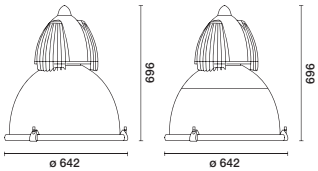


**4327** **4343**

## accessories

| | code | colour | code | colour |
|---|---|---|---|---|
| Kit for ceiling installation and class II connection L=2000 | **4449** | 15 for 4300-4302-4305-4306 4332-4334-4337-4338 4348-4350-4353-4354 | **4449** | 15 for 4327-4343 |
| Kit for ceiling installation and class II connection L=2000 | **4447** | 15 for 4300-4302-4305-4306 4332-4334-4337-4338 4348-4350-4353-4354 | **4447** | 15 for 4327-4343 |
| Safety glass complete with seal<br>Use of this accessory guarantees the product IP65 protection | **4442** | 15 | **---** | --- |
| Superpure aluminium flow director | **4462** | 12 for 4350 | **---** | --- |
| Antiglare screen<br>Use of this accessory provides increased visual comfort, but reduces luminous yield. | **4450** | 04 for 4305-4306-4337-4338 | **4455** | 04 for 4343 |
| | **4451** | 04 for 4300-4332 | **4456** | 04 for 4327 |

# iSign

design J. M. Duthilleul



## Features

IP67 IK08

- Diffused light luminaire equipped with fluorescent and LED sources.
- Polycarbonate body and end caps, aluminium and sheet steel internal structure.
- End caps can bee unhooked via stainless steel clips.
- Extractable plate for lamp changes.
- Terminal boxes for quick connection.
- Available electronic and DALI control gear, and permanent emergency light, 1.5 hours autonomy with 12 hour recharging cycle - 3 hours autonomy with 24 hour recharging cycle. Conforms to EN60598-2-22.
- Versions (FL) with RGB dynamic colour change and compatible with preconfigured light management systems.
- Luminaire ready for pass-through wiring.

## Application

With specifi c accessories iSign can be installed in wall/ceiling, single or double pendant version in horizontal and vertical position.

wall/ceiling-mounted

Horizontal double pendant application

horizontal pendant

vertical pendant

# iSign

24
CLEAR
TRANSPARENT

## ø 80 mm

| light source | W | lm | length | code colour |
|---|---|---|---|---|
| LED | 4000K - CRI 80 - Complete with pass-through wiring | | | |
| | 32 W | 4350 | 1630 | **6787** 24 |
| | 41 W | 5450 | 1910 | **6788** 24 |
| | 3000K - CRI 80 - Complete with pass-through wiring | | | |
| | 32 W | 4200 | 1630 | **6789** 24 |
| | 41 W | 5250 | 1910 | **6790** 24 |
| | 4000K - CRI 80 - DALI - Complete with pass-through wiring | | | |
| | 32 W | 4350 | 1630 | **6791** 24 |
| | 41 W | 5450 | 1910 | **6792** 24 |
| | 3000K - CRI 80 - DALI - Complete with pass-through wiring | | | |
| | 32 W | 4200 | 1630 | **6793** 24 |
| | 41 W | 5250 | 1910 | **6794** 24 |
| | 4000K - CRI 80 - Permanent emergency light autonomy 3 hour | | | |
| | 36 W | 5450 | 1910 | **6795** 24 |
| | 3000K - CRI 80 - Permanent emergency light autonomy 3 hour | | | |
| | 41 W | 5250 | 1910 | **6796** 24 |
| | DALI versions occupy 1 address | | | |

| | | | | |
|---|---|---|---|---|
| T 16 (G5) | Electronic | | | |
| | 28 W | | 1460 | **6743** 24 |
| | 35 W | | 1760 | **6744** 24 |
| | 54 W | | 1460 | **6745** 24 |
| | 80 W | | 1760 | **6746** 24 |
| | Class of Insulation I | | | |
| | Electronic complete with pass-through wiring | | | |
| | 28 W | | 1460 | **6736** 24 |
| | 35 W | | 1760 | **6737** 24 |
| | 39 W | | 1160 | **6738** 24 |
| | 54 W | | 1460 | **6739** 24 |
| | 80 W | | 1760 | **6740** 24 |
| | 2x28 W | | 1460 | **6741** 24 |
| | 2x35 W | | 1760 | **6742** 24 |
| | DALI versions on request | | | |
| | Electronic and permanent emergency light | | | |
| | 2x35 W | | 1760 | **MM58** 24 |

## ø 110 mm

| light source | W | length | code colour |
|---|---|---|---|
| T 16 (G5) | Electronic | | |
| | 2x28 W | 1575 | **6751** 24 |
| | 2x49 W | 1875 | **6752** 24 |
| | 2x54 W | 1575 | **6753** 24 |
| | Class of Insulation I | | |
| | Electronic complete with pass-through wiring | | |
| | 2x28 W | 1575 | **6748** 24 |
| | 2x49 W | 1875 | **6749** 24 |
| | 2x54 W | 1575 | **6750** 24 |
| | DALI versions on request | | |
| | Electronic and permanent emergency light | | |
| | 2x28 W | 1575 | **MM59** 24 |
| | RGB complete with pass-through cables | | |
| | 3x28/54 W | 1575 | **6755** 24 |
| | 3x35/49 W | 1875 | **6756** 24 |

Complete with:
1 Red tube
1 Green tube
1 Blue tube
Occupies 3 DALI addresses

Compatible with light management systems of the iGuzzini range illustrated on page 693.
For the system definition, refer to the instructions.

| accessories | ø 80 code | ø 80 colour | ø 110 code | ø 110 colour |
|---|---|---|---|---|
| Two plastic brackets for ceiling/wall installation | **9400** | 15 | **9412** | 15 |
| Two aluminium brackets for ceiling/ wall installation | **9499** | 15 | **9619** | 15 |
| 5-pole power base | **9401** | 15 | **9401** | 15 |
| Cable for single horizontal suspension L=1500 | **9403** | 00 | **9421** | 00 |
| 5-pole power base with cables for single horizontal suspension L=1500 | **9402** | 15 To be ordered with code 9403 | **9413** | 15 To be ordered with code 9421 |
| Cable for double horizontal suspension L=1500 | **9409** | 00 | **9423** | 00 |
| 5-pole power base with cables for double horizontal suspension L=1500 | **9408** | 15 To be ordered with code 9409 | **9422** | 15 To be ordered with code 9423 |
| 5-pole power base with cables for single vertical suspension L=1500 | **9410** | 15 | **9431** | 15 |
| 5-pole power base with cables for double vertical suspension L=1500 | **9411** | 15 | **9432** | 15 |

pinterest.com/iguzzini

# Wall / ceiling / floor luminaires

## Ceiling-mounted luminaires

**288** iRoll
**LED**

**292** Cup
**LED**

## Wall/ceiling-mounted luminaires

**294** Motus LED

**296** Motus

**296** Motus

**298** Mini Reglette
**LED**

**301** Ceiling luminaires
**LED**

## Wall-mounted luminaires

**302** iTeka

## Specific lighting effect luminaires


**304** Underscore6
**LED**

**304** Underscore
15/18
**LED**

**304** Underscore
X26
**LED**

**318** Underscore
Grazer
**LED**

**323** PizzaKobra
**LED**

---

The codes, technical and lighting design features of these luminaires are shown in the relevant sections

**252** Action

**276** Lineup

**258** iN90 - iN60 - iN30
**LED**

**284** iSign

**180** Le Perroquet
**LED**

**210** View
**LED**

**217** Cestello
**LED**

**217** Cestello

**236** iPlan
**LED**

**236** iPlan
**LED**

**236** iPlan
**LED**

**672** iPro
micro / mini
**LED**

**474** Linealuce
Mini
**LED**

**483** Linealuce
Compact
**LED**

**580** Ledplus
all glass
**LED**

**580** Ledplus
all glass
**LED**

**582** Ledplus
stainless steel frame
**LED**

**635** iFace


**643** Underscore
InOut 6
**LED**

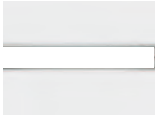
**643** Underscore
InOut 10
**LED**

**643** Underscore
InOut 16
**LED**

Alcudia Maritime Station
Palma de Mallorca, Spain

Architectural project: SCT Arquitectos, ÁngelS ánchez Cantalejo,V icenteT omásE steva
Co-author architects: Luis García-Ruiz, Jaime García-Ruiz
Photo: Jose Hevia

# iRoll

## Features

IP23

- Ceiling-mounted, wall-mounted, or installed as pendants.
- Aluminium body turned on a lathe, die-cast aluminium ceiling plate, lower frame for ø 240 model made of highly heat-resistant polycarbonate, ø 140 model made of die-cast aluminium.
- Superpure aluminium reflector.
- Professional optics with controlled luminance UGR<19.
- Available electronic multiwatt and DALI control gear, and emergency with inverter.
- High level of light output.
- LED versions with passive dissipation.

DALI EMERGENCY HIGH lm/watt

## Applications

ceiling-mounted

pendant

wall-mounted

# iRoll

01 WHITE

15 GREY

LED

- **LED C.o.B.**
- Colour stability **Mac Adam <3**
- Life 50000 h **L80 B10**
- Color temperature: Neutral white **4000K** Warm white **3000K**

## Energy saving

| lumen lm | LED | QR CBC 51 | | QR 111 | | HIT-CE | |
|---|---|---|---|---|---|---|---|
| **1300** | 10W | 2x35W | 86% | - | - | - | - |
| **2000** | 15W | 2x50W | 85% | - | - | - | - |
| **4000** | 33W | - | - | 3x75W | 85% | 50W | 34% |

(3000K) LED energy saving compared with conventional lamps

| light source | W | lm | h | code colour |
|---|---|---|---|---|
| LED | **UGR<19** | | | |
| | 4000K - CRI 80 | | | |
| | **10 W** | **1350** | **200** | **MQ06** 01-15 |
| | 3000K - CRI 80 | | | |
| | **10 W** | **1300** | **200** | **MQ07** 01-15 |
| | 4000K - CRI 80 - DALI | | | |
| | **10 W** | **1350** | **200** | **MQ08** 01-15 |
| | 3000K - CRI 80 - DALI | | | |
| | **10 W** | **1300** | **200** | **MQ09** 01-15 |

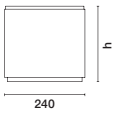


| light source | W | lm | h | code colour |
|---|---|---|---|---|
| LED | **General light** | | | |
| | 4000K - CRI 80 | | | |
| | **14 W** | **2000** | **228** | **MQ10** 01-15 |
| | **31 W** | **4000** | **228** | **MQ12** 01-15 |
| | 3000K - CRI 80 | | | |
| | **15 W** | **2000** | **228** | **MQ11** 01-15 |
| | **33 W** | **4000** | **228** | **MQ13** 01-15 |
| | 4000K - CRI 80 - DALI | | | |
| | **14 W** | **2000** | **228** | **MQ14** 01-15 |
| | **31 W** | **4000** | **228** | **MQ16** 01-15 |
| | 3000K - CRI 80 - DALI | | | |
| | **15 W** | **2000** | **228** | **MQ15** 01-15 |
| | **33 W** | **4000** | **228** | **MQ17** 01-15 |
| | 4000K - CRI 80 - with inverter | | | |
| | **14 W** | **2000** | **228** | **MQ18** 01-15 |
| | 3000K - CRI 80 - with inverter | | | |
| | **15 W** | **2000** | **228** | **MQ19** 01-15 |
| TC-TEL (GX24q-3) | Electronic | | | |
| | **26 W** | | **200** | **5479** 01-15 |
| | **2x26 W** | | **200** | **5481** 01-15 |
| | DALI | | | |
| | **26 W** | | **200** | **5482** 01-15 |
| | **2x26 W** | | **200** | **5484** 01-15 |
| | Emergency light with inverter | | | |
| | **2x26 W** | | **200** | **5496** 01-15 |
| TC-DEL (G24q-2) | Electronic | | | |
| | **2x18 W** | | **200** | **5480** 01-15 |
| | DALI | | | |
| | **2x18 W** | | **200** | **5483** 01-15 |
| | Emergency light with inverter | | | |
| | **2x18 W** | | **200** | **5485** 01-15 |
| HIT-CE (G12) | Electronic | | | |
| | **70 W** | | **273** | **5495** 01-15 |

IP43 - Complete with safety glass

DALI versions occupy 1 address

# iRoll

01 WHITE — 15 GREY

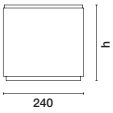


| light source | W | lm | h | code colour |
|---|---|---|---|---|
| LED | **UGR<19** | | | |
| | 4000K - CRI 80 | | | |
| | **14 W** | **2000** | **273** | **MQ20** 01-15 |
| | **31 W** | **4000** | **273** | **MR73** 01-15 |
| | 3000K - CRI 80 | | | |
| | **15 W** | **2000** | **273** | **MQ21** 01-15 |
| | **33 W** | **4000** | **273** | **MR74** 01-15 |
| | 4000K - CRI 80 - DALI | | | |
| | **14 W** | **2000** | **273** | **MR75** 01-15 |
| | **31 W** | **4000** | **273** | **MR77** 01-15 |
| | 3000K - CRI 80 - DALI | | | |
| | **15 W** | **2000** | **273** | **MR76** 01-15 |
| | **33 W** | **4000** | **273** | **MR78** 01-15 |
| | 4000K - CRI 80 - with inverter | | | |
| | **14 W** | **2000** | **273** | **MR79** 01-15 |
| | 3000K - CRI 80 - with inverter | | | |
| | **15 W** | **2000** | **273** | **MR80** 01-15 |
| | **Darklight** | | | |
| **TC-TEL** (GX24q-3) | Electronic | | | |
| | **2x26 W** | | **228** | **5487** 01-15 |
| | **2x32 W** | | **228** | **5488** 01-15 |
| | DALI | | | |
| | **2x26 W** | | **228** | **5489** 01-15 |
| | **2x32 W** | | **228** | **5490** 01-15 |
| | Emergency light with inverter | | | |
| | **2x26 W** | | **228** | **5497** 01-15 |

DALI versions occupy 1 address

| accessories | 140 code | 140 colour | 240 code | 240 colour |
|---|---|---|---|---|
| Safety glass | **---** | --- | **9445** | 24 |
| Diffusing glass | **---** | --- | **9445** | 65<br>for 5479-5480-5481-5482 5483-5484-5485-5496 |
| Kit for wall installation | **9439** | 01-15 | **9443** | 01-15 |
| Power supply base with suspension cables L=1500 | | | | |
| | **9438** | 01-15 | **9440** | 01-15 |
| for DALI versions | **---** | --- | **9441** | 01-15 |
| for versions with inverter | **---** | --- | **9442** | 01-15 |



Technical data may change with technological evolution.
For updated data please refer to our on-line catalogue.

Eataly Smeraldo - Milan, Italy
Architectural project: Eataly Design
Photo: Lorenzo Palizzolo

pinterest.com/iguzzini
EATALY

# Cup

design Pamio design

## Features

IP20

HIGH lm/watt

- Diffused light luminaire.
- Ceiling-mounted, pendant and recessed installation.
- Die-cast aluminium body; thick, transparent pressed glass with an internal satin finish.
- High level of light output.

## Application

ceiling-mounted

semi-recessed

pendant

# Cup

01 WHITE | 15 GREY | 65 NITRIC

LED

- **LED L.L.E.**
- Colour stability **Mac Adam <5**
- Life 40000 h **L70 B20**
- Color temperature: Warm white **2700K**

## Energy saving

| lumen lm | LED | QR CBC 51 | |
|---|---|---|---|
| **800** | 11W | 50W | 78% |

LED energy saving compared with conventional lamps

| light source | W | lm | code colour |
|---|---|---|---|
| LED | Ceiling-mounted 2700K - CRI 80 | | |
| | 11 W | 800 | **MQ97** 01-15 |

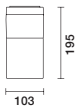


| light source | W | lm | code colour |
|---|---|---|---|
| LED | Ceiling-mounted 2700K - CRI 80 | | |
| | 11 W | 800 | **MQ98** 01-15 |

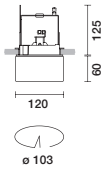


LED **Recessed**
2700K - CRI 80
**11 W** **800** **MQ99** 65

Class of Insulation II

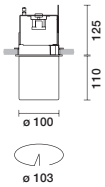


LED **Recessed**
2700K - CRI 80
**11 W** **800** **MR00** 65

Class of Insulation II

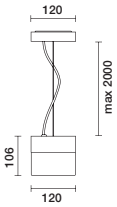


LED **Pendant**
2700K - CRI 80
**11 W** **800** **MQ95** 01-15

Complete with suspension cables and power cable

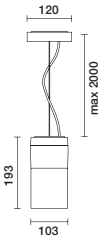


LED **Pendant**
2700K - CRI 80
**11 W** **800** **MQ96** 01-15

Complete with suspension cables and power cable

Technical data may change with technological evolution.
For updated data please refer to our on-line catalogue.

# **Motus** LED

## Features

IP42

- Safety indication with LED lamp.
- Painted steel lamp body.
- Transparent PMMA screens with pictograms for signalling (design L22).
- Indication visible from a distance of 25 m in conformity with UNI EN 1838.
- Ceiling-mounted, recessed, wall-mounted and cantilever.
- Ni-Cd battery; autonomy: 3 hours.
- Permanent operation (always-on).
- Auto-test or centralized test versions.
- Accessories: control system for luminaires with centralized test; remote control for inhibiting luminaires with auto-test.

E
EMERGENCY

## Applications

Motus LED can be applied in different installation modes.

recessed

ceiling-mounted

cantilever

wall-mounted

## Signalling

In compliance with EN 1838 European standard

**SA emergency operation**
The system is always on to show directions and emergency exits.

**Rest mode**
Available for all versions, it permits deactivating the system for short periods. The emergency system is reactivated with remote control code MXT0 (versions with auto-test) or with control system code MXS9 (versions with centralized test).

**Inibition mode**
Available for versions with centralized test, it permits deactivating the system for long inactivity periods.
The emergency system is reactivated with control system code MXS9.

# Motus LED

01
WHITE

## Optical system

Indicator luminaire with
Neutral White LED lamp,
visible from a distance of 25 meters
(EN1838), life 70,000 hours.

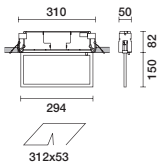


| light source | W | lm | auton. | recharge | code colour |
|---|---|---|---|---|---|
| LED | **Recessed** | | | | |
| | Always-on (SA) with emergency signalling - Auto-Test | | | | |
| | 4000K - CRI 80 | | | | |
| | **1 W** | **35** | **3h** | **24h** | **MU31** 01 |
| | Always-on (SA) with emergency signalling - Centralized test | | | | |
| | 4000K - CRI 80 | | | | |
| | **1 W** | **35** | **3h** | **24h** | **MU32** 01 |

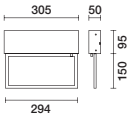


| light source | W | lm | auton. | recharge | code colour |
|---|---|---|---|---|---|
| LED | **Wall-mounted** | | | | |
| | Always-on (SA) with emergency signalling - Auto-Test | | | | |
| | 4000K - CRI 80 | | | | |
| | **1 W** | **35** | **3h** | **24h** | **MU35** 01 |
| | Always-on (SA) with emergency signalling - Centralized test | | | | |
| | 4000K - CRI 80 | | | | |
| | **1 W** | **35** | **3h** | **24h** | **MU36** 01 |

The codes refer to the installation system.
Indicator screens to be ordered separately.

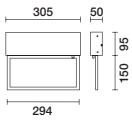


| light source | W | lm | auton. | recharge | code colour |
|---|---|---|---|---|---|
| LED | **Ceiling-mounted** | | | | |
| | Always-on (SA) with emergency signalling - Auto-Test | | | | |
| | 4000K - CRI 80 | | | | |
| | **1 W** | **35** | **3h** | **24h** | **MU33** 01 |
| | Always-on (SA) with emergency signalling - Centralized test | | | | |
| | 4000K - CRI 80 | | | | |
| | **1 W** | **35** | **3h** | **24h** | **MU34** 01 |

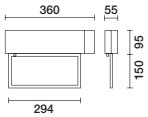


| light source | W | lm | auton. | recharge | code colour |
|---|---|---|---|---|---|
| LED | **Wall-mounted, cantilever style** | | | | |
| | Always-on (SA) with emergency signalling - Auto-Test | | | | |
| | 4000K - CRI 80 | | | | |
| | **1 W** | **35** | **3h** | **24h** | **MU37** 01 |
| | Always-on (SA) with emergency signalling - Centralized test | | | | |
| | 4000K - CRI 80 | | | | |
| | **1 W** | **35** | **3h** | **24h** | **MU38** 01 |

### accessories

| | code | colour |
|---|---|---|
| Screen with pictogram 1 side - left arrow | **MXS4** | 84 |
| Screen with pictogram 1 side - right arrow | **MXS5** | 84 |
| Screen with pictogram 1 side - downward arrow | **MXS6** | 84 |
| Screen with pictogram 2 sides - right/left arrow | **MXS7** | 84 |
| Screen with pictogram 2 sides - downward arrow | **MXS8** | 84 |

### components

| | code | colour |
|---|---|---|
| Control system for luminaires with Centralized test<br>- 230V-50Hz<br>- Rechargeable internal battery (charges in 24 h)<br>- Absorption 2VA<br>- 1 output line<br>- max 100 luminaires connectable<br>- Allows:<br>1) immediate manual tests from keyboard<br>2) programmed automatic tests | **MXS9** | 00 |
| Command for inhibiting luminaires with Auto-Test<br>- max 100 luminaires can be operated<br>- Absorption from mains 0,5 VA<br>- Allows: synchronization of tests, immediate function test, inhibiting | **MXT0** | 00 |

# Motus

design Atelier Bellini

## Features

IP66

- Wall- or ceiling-mounted installation.
- Self-extinguishing shatterproof polycarbonate.
- General or emergency light.

EMERGENCY

Easy installation

Installed over mounting and connection boxes

Wall mounting with external cable conduit

## Emergency lighting

In compliance with EN 1838 European standard

**SA emergency operation**
The system is always on to show directions and emergency exits and as general illumination.

**SE emergency operation**
The system functions only in emergency conditions, beginning to operate in the event of power supply failure.

**Rest mode**
It permits deactivating the system for short periods. When power supply is started again, the emergency system resumes its functions too.

**Inibition mode**
It permits deactivating the system for long inactivity periods.
The emergency system needs manual restarting.

# Motus

01
WHITE

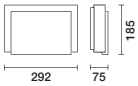


| light source | W | autonomy | recharge | code colour |
|---|---|---|---|---|
| **TC-SEL** (2G7) | General light | | | |
| | **11 W** | | | **5424** 01 |
| | Emergency light (SE) | | | |
| | **11 W** | **1h** | **12h** | **5423** 01 |
| | **11 W** | **1,5h** | **12h** | **5498** 01 |

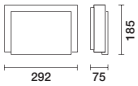


| light source | W | autonomy | recharge | code colour |
|---|---|---|---|---|
| **TC-SEL** (2G7) | Emergency light (SE) | | | |
| | **11 W** | **1h** | **12h** | **5426** 01 |
| | **11 W** | **1,5h** | **12h** | **5499** 01 |

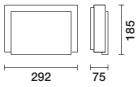


| light source | W | autonomy | recharge | code colour |
|---|---|---|---|---|
| **TC-SEL** (2G7) | Emergency light (SE) | | | |
| | **11 W** | **1h** | **12h** | **5428** 01 |
| | **11 W** | **1,5h** | **12h** | **5500** 01 |

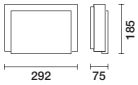


| light source | W | autonomy | recharge | code colour |
|---|---|---|---|---|
| **TC-SEL** (2G7) | Emergency light (SE) | | | |
| | **11 W** | **1h** | **12h** | **5430** 01 |
| | **11 W** | **1,5h** | **12h** | **5568** 01 |

Complete with lamp except General light version.

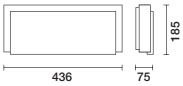


| light source | W | autonomy | recharge | code colour |
|---|---|---|---|---|
| **TC-L** (2G11) | General light | | | |
| | **24 W** | | | **5439** 01 |
| | Emergency light (SE) | | | |
| | **24 W** | **1h** | **12h** | **5435** 01 |
| | **24 W** | **3h** | **16h** | **5437** 01 |
| | Always-on for emergency light (SA) | | | |
| | **24 W** | **1h** | **12h** | **5436** 01 |
| | **24 W** | **3h** | **16h** | **5438** 01 |

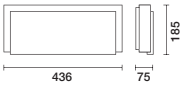


| light source | W | autonomy | recharge | code colour |
|---|---|---|---|---|
| **TC-L** (2G11) | Emergency light (SE) | | | |
| | **24 W** | **1h** | **12h** | **5444** 01 |
| | **24 W** | **3h** | **16h** | **5446** 01 |
| | Always-on for emergency light (SA) | | | |
| | **24 W** | **1h** | **12h** | **5445** 01 |
| | **24 W** | **3h** | **16h** | **5447** 01 |

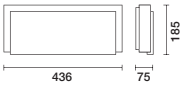


| light source | W | autonomy | recharge | code colour |
|---|---|---|---|---|
| **TC-L** (2G11) | Emergency light (SE) | | | |
| | **24 W** | **1h** | **12h** | **5452** 01 |
| | **24 W** | **3h** | **16h** | **5454** 01 |
| | Always-on for emergency light (SA) | | | |
| | **24 W** | **1h** | **12h** | **5453** 01 |
| | **24 W** | **3h** | **16h** | **5455** 01 |

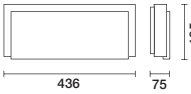


| light source | W | autonomy | recharge | code colour |
|---|---|---|---|---|
| **TC-L** (2G11) | Emergency light (SE) | | | |
| | **24 W** | **1h** | **12h** | **5460** 01 |
| | **24 W** | **3h** | **16h** | **5462** 01 |
| | Always-on for emergency light (SA) | | | |
| | **24 W** | **1h** | **12h** | **5461** 01 |
| | **24 W** | **3h** | **16h** | **5463** 01 |

Complete with lamp except General light version.
The versions with 3h autonomy and 16h recharge guarantee the autonomy of 1.5h with 12h recharge with the same flows.

## accessories

| | code | colour |
|---|---|---|
| Coupling for external cable trays ø 16 or 20 mm | **1199** | 15 |
| Replacement batteries | **1229** | 00 |
| | for 5423-5426-5428-5430 | |
| | **1234** | 00 |
| | for 5435-5436-5444-5445 5452-5453-5460-5461 | |
| | **1236** | 00 |
| | for 5437-5438-5446-5447 5454-5455-5462-5463 | |
| | **1240** | 00 |
| | for 5498-5499-5500-5568 | |

# Mini Reglette

## Features

IP20

- Wall- or ceiling-mounted installation.
- Aluminium body, polycarbonate screen.
- Fast-coupling direct joints.
- Available electronic and DALI control gear.
- Luminaire reduced dimensions.

## System grouping

Maximum number of pr oducts that can be connected with one single power supply (electr onic versions) For the DALI versions consult the instructions sheet.

- 14 W T 16 - max 20 pieces
- 21 W T 16 - max 15 pieces
- 28 W T 16 - max 12 pieces
- 35 W T 16 - max 10 pieces
- 10 W LED - max 20 pieces
- 20 W LED - max 10 pieces

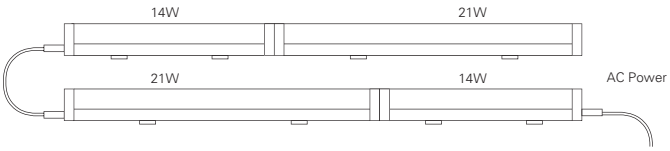


Max power 400W

# Mini Reglette

01 WHITE  12 ALUMINIUM

| light source | W | lm | length | code colour |
|---|---|---|---|---|
| LED | Complete with power supply | | | |
| | 4000K - CRI 80 | | | |
| | **10 W** | **800** | **598** | **5229** 12 |
| | **20 W** | **1600** | **1198** | **5231** 12 |
| | 3000K - CRI 80 | | | |
| | **10 W** | **720** | **598** | **5230** 12 |
| | **20 W** | **1440** | **1198** | **5232** 12 |
| | Electronic | | | |
| **T 16** (G5) | 3000K | | | |
| | **14 W** | | **578** | **5203** 01 |
| | **21 W** | | **878** | **5204** 01 |
| | **28 W** | | **1178** | **5205** 01 |
| | **35 W** | | **1478** | **5206** 01 |
| | 4000K | | | |
| | **14 W** | | **578** | **5207** 01 |
| | **21 W** | | **878** | **5208** 01 |
| | **28 W** | | **1178** | **5225** 01 |
| | **35 W** | | **1478** | **5226** 01 |

Complete with lamp and protection screen



| light source | W | length | code colour |
|---|---|---|---|
| | DALI | | |
| **T 16** (G5) | 3000K | | |
| | **14 W** | **595** | **5278** 01 |
| | **21 W** | **895** | **5279** 01 |
| | **28 W** | **1195** | **5280** 01 |
| | **35 W** | **1495** | **5281** 01 |
| | 4000K | | |
| | **14 W** | **595** | **5282** 01 |
| | **21 W** | **895** | **5283** 01 |
| | **28 W** | **1195** | **5284** 01 |
| | **35 W** | **1495** | **5285** 01 |

Complete with lamp and protection screen
Class of Insulation I

## accessories

| | code | colour |
|---|---|---|
| Power supply cable complete with plug L=1800 | **9693** | 01 |
| | for electronic versions | |
| Power supply cable with 90° base complete with plug L=1800 | **9692** | 01 |
| | for electronic versions | |
| Flexible connection cable | | |
| L=150 | **9690** | 01 |
| L=300 | **9694** | 01 |
| L=1800 | **9691** | 01 |
| | for electronic versions | |

| | code | colour |
|---|---|---|
| Power supply cable without plug L=1500 | **9724** | 01 |
| | for DALI versions | |
| Flexible connection cable | | |
| L=300 | **9725** | 01 |
| L=600 | **9741** | 01 |
| L=800 | **9742** | 01 |
| L=1000 | **9743** | 01 |
| | for DALI versions | |

pinterest.com/iguzzini

# Ceiling Luminaires

design Luigi Massoni (Muna)

01
WHITE

## Features

IP40

- Wall- or ceiling-mounted installation.
- Sheet steel body, with thermoplastic material screen.
- LED version available.
- Available Inductive control gear and emergency light.

EMERGENCY

## Muna

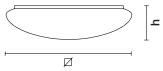


| light source | W | dimens. | h | code colour |
|---|---|---|---|---|
| **TC-S** (G23) | Inductive | | | |
| | **2x9 W** | **Ø 260** | **85** | **5235** 01 |
| **TC-L** (2G11) | Inductive | | | |
| | **2x18 W** | **Ø 394** | **117** | **5236** 01 |
| | **2x36 W** | **Ø 530** | **143** | **5240** 01 |
| | Electronic | | | |
| | **2x18 W** | **Ø 394** | **117** | **5238** 01 |
| | **2x36 W** | **Ø 530** | **143** | **5242** 01 |
| | Inductive emergency light | | | |
| | **2x36 W** | **Ø 530** | **143** | **5243** 01 |
| **TC-DEL** (G24q-2) | Inductive emergency light | | | |
| | **2x18 W** | **Ø 394** | **117** | **5239** 01 |

Electronic FL versions in Class of Insulation II

## Bos

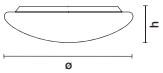


| light source | W | lm | dimens. | h | code colour |
|---|---|---|---|---|---|
| LED | 4000K - CRI 85 | | | | |
| | **9,7 W** | **1000** | **ø 264** | **80** | **5014** 01 |
| | **21 W** | **2170** | **ø 426** | **125** | **5030** 01 |
| | 3000K - CRI 85 | | | | |
| | **9,7 W** | **1000** | **ø 264** | **80** | **5015** 01 |
| | **21 W** | **2170** | **ø 426** | **125** | **5031** 01 |
| **TC-SEL** (2G7) | Electronic | | | | |
| | **2x9 W** | | **ø 264** | **80** | **5344** 01 |
| **HALO ES** (E27) | Inductive | | | | |
| | **60 W max** | | **ø 426** | **125** | **5099** 01 |
| | **100 W max** | | **ø 530** | **150** | **5096** 01 |
| **TC-L** (2G11) | Inductive | | | | |
| | **2x18 W** | | **ø 426** | **125** | **5342** 01 |
| | **2x36 W** | | **ø 530** | **150** | **5343** 01 |
| | Electronic | | | | |
| | **2x18 W** | | **ø 426** | **125** | **5353** 01 |
| | **2x36 W** | | **ø 530** | **150** | **5354** 01 |
| | Inductive emergency light | | | | |
| | **2x36 W** | | **ø 530** | **150** | **5401** 01 |
| **TC-DEL** (G24q-2) | Inductive emergency light | | | | |
| | **2x18 W** | | **ø 426** | **125** | **5400** 01 |

Electronic FL versions in Class of Insulation II

Monterrei Castle - Ourense, Spain

Architectural project: Ezcurra e Ouzande arquitectura S.L.P. (Cristina Ouzande and Cristina Ezcurra)
Lighting project: Quicler-López Ingenieros S.L.
Project Management and Direction: Sancho Páramo Cerqueira.
Architect: Css: Xiana Alonso. Architetta.
Photo: David de la Iglesia

Technical data may change with technological evolution.
For updated data please refer to our on-line catalogue.

# iTeka

design Mario Cucinella

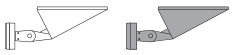

01 WHITE

15 GREY

## Features

IP40

- Wall- or surface-mounted.
- Die-cast aluminium body, extruded aluminium components case.
- Superpure aluminium refl ector, sodium-calcium safety glass.
- Adjustability of the projector body +30/ -10° on the vertical axis with mechanical aiming lock.

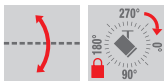


## Applications

ceiling-mounted

wall-mounted down light

wall-mounted up light

| light source | W | optic | code colour |
|---|---|---|---|
| QT-DE12ES (R7s) | 150 W max | A | **B787** 01-15 |

IP66 - Class of Insulation II

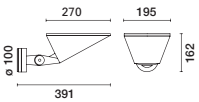

| light source | W | optic | code colour |
|---|---|---|---|
| HIT-CE (G12) | Electronic | | |
| | 70 W | A | **5006** 01-15 |
| | 150 W | A | **5007** 01-15 |

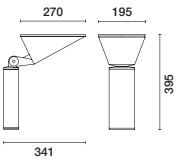


### accessories

| | code | colour |
|---|---|---|
| Diffusing glass to be fitted with accessory-frame | **B997** | 65 |
| Transverse baffle<br>Can also be fitted with accessory-frame | **B995** | 04 |
| Accessory-frame | **B996** | 15 |

Auditorium La Porta del Parco - Naples, Italy

Architectural project: Silvio d'Ascia, Servizi Integrati, IDI
Lighting project: Silvio d'Ascia e Servizi Integrati - Photo: Barbara Jodice

pinterest.com/iguzzini

# Underscore

**Underscore6**
page 307

Frame recessed

Minimal recessed

External angle 90°

Internal angle 90°

Up or down single installation

Up or down double installation

**Underscore15**
page 311

Perimetric

Area

Frame recessed

Minimal recessed

Angular

**Underscore18**
page 311

Perimetric

Area

Minimal recessed

**Underscore X26**
page 316

Recessed

Area

**Underscore Grazer** is presented on page 318

pinterest.com/igbzzin

# Underscore6

design Dean Skira




## Features

IP65 (IP20 end cables)

- Flexible strip for linear lighting with monochrome LEDs. Extremely compact (6mm).
- Heat-dissipating silicone elastomer protective cover with diffusing finish.
- Can be cut at preset distances. Uncut strips (full length) ensure a degree of protection of IP65; circuit ends are provided with IP20 end cables, therefore the installer is responsible for completing insulation operations.
- The color temperature values of white LEDs are indicative and subject to changes.
- The strip is specifically for use with innovative aluminum profiles designed to obtain ultra-fine lines of light and impressive lighting effects.
- Frame and minimal recessed linear profiles, for inner corners or edges and for surface applications.

LMS

Compact size

## Color temperature K

Underscore is available in three color temperatures: warm, neutral and cool. So, for every requirement you can find the most suitable lighting design solution.

Warm white 3000K

Neutral white 4000K

Cool white 6000K

Royal Dockyards - Barcelona, Spain

Architectural project: Terradas Arquitectes
Engineering: Josep Maria Millan
Photo: Gala Martinez - luz y arquitectura

# Underscore6

## Installation



90° outer angular



90° inner angular

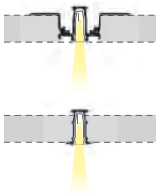



Minimal / frame recessed



Up or down





Up and down



Baseboard up

# Underscore6

01
WHITE

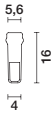


| light source | W/m | lm/m | K | CRI | code colour |
|---|---|---|---|---|---|
| LED | 9,6 W 24 V | 170 | 3000 | 55 | **MT96** 01 |
| | 9,6 W 24 V | 165 | 4000 | 60 | **MT95** 01 |
| | 10 W 24 V | 145 | 6000 | 65 | **MT97** 01 |

120 LED/m
Sections can be split every 50 mm

The flux and colour temperature values are subject to minor changes according to the profile used.

## profiles

| | length | code colour |
|---|---|---|
| **Frame recessed linear profile** | | |
| | 1000 | **MXR1** 01-12 |
| | 2000 | **MXR2** 01-12 |



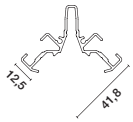


| | length | code colour |
|---|---|---|
| **90° inner angular profile** | | |
| | 3000 | **MXR5** 01 |



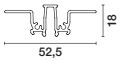


| | length | code colour |
|---|---|---|
| **Minimal recessed linear profile** | | |
| | 2000 | **MXR3** 01 |



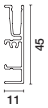


| | length | code colour |
|---|---|---|
| **Single linear surface profile** | | |
| | 2000 | **MXR6** 01-12 |



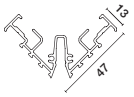


| | length | code colour |
|---|---|---|
| **90° outer angular profile** | | |
| | 3000 | **MXR4** 01 |



| | length | code colour |
|---|---|---|
| **Double linear surface profile** | | |
| | 2000 | **MXR7** 01-12 |

## installation systems

| | code | colour |
|---|---|---|
| End caps for Frame recessed linear profile<br>2x5 pieces | **MXR8** | 01-15 |
| End caps for Minimal recessed linear profile<br>4 pieces | **MXR9** | 01 |
| End caps for 90° outer angular profile<br>4 pieces | **MXS0** | 01 |

| | code | colour |
|---|---|---|
| End caps for 90° inner angular profile<br>4 pieces | **MXS1** | 01 |
| End caps for single linear surface profile<br>2 pieces | **MXS2** | 01-15 |
| End caps for double linear surface profile<br>2 pieces | **MXS3** | 01-15 |

| | code | colour |
|---|---|---|
| Fixing clips for linear profiles<br>5 pieces | **MXM4** | 00<br>for MXR6-MXR7 |

Technical data may change with technological evolution.
For updated data please refer to our on-line catalogue.

pinterest.com/iguzzini

# Underscore15/18




## Features

IP65 (IP20 connectors)

- Linear lighting with monochromatic or RGB LEDs.
- Wall- or ceiling-mounted installation.
- Can be cut at predefined distances according to the version.
- The uncut strips (integral length) ensure a degree of protection of IP65; the circuit ends are provided with IP20 ending connectors, therefore the installer is responsible for completing the insulation operations.
- The colour temperature values of white LEDs are indicative and subject to changes.
- When using the RGB Ledstrip in line the white mix may not be homogenous.

LMS

## Lighting effect

- **Ledstrip tube side**

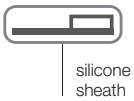


- **Ledstrip tube**
- **Ledstrip tube hi-power**
- **Ledstrip**
- **Ledstrip hi-power**

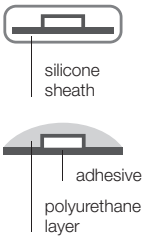


- **Ledstrip tube**
- **Ledstrip tube hi-power**

- **Ledstrip**
- **Ledstrip hi-power**

House of Light, Pula, Croatia

Architectural project: Andrija Rusan
Lighting projec Skira, Architectural Lighting Design - Photo: Skira

# Underscore15/18

## High and Low Profiles

The linear profiles are available in two versions:
**High** for better diffuser uniformity;
**Low** for higher light flux.



**High:** 21mm high for the minimal version and 22 mm for the frame version.



**Low:** 13.5mm high for the surface version and 14.5 mm for the frame version.

## Installation

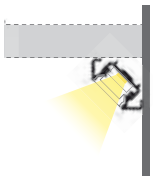



Angular



Perimetric

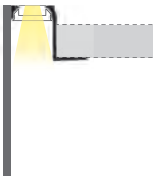

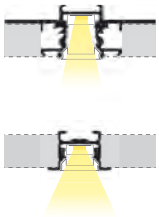



Minimal / Frame

Area

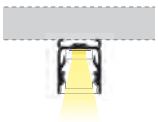

# Underscore15/18

01
WHITE

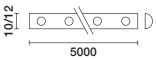


| light source | W/m | | lm/m | K | CRI | code colour |
|---|---|---|---|---|---|---|
| LED | 4,8 W | 12 V | 370 | 2400 | 80 | **M249** 01 |
| | 4,8 W | 12 V | 370 | 3000 | 80 | **M250** 01 |
| | 4,8 W | 12 V | 390 | 4000 | 75 | **M251** 01 |
| | 4,8 W | 12 V | 330 | 6000 | 70 | **M252** 01 |

Sections can be split every 50 mm
2 strips connected in consecutive line (it is possible to connect 3 strips for a luminaire up to 15 metres long, although there will be a slight drop in light intensity along the line)

RGB

| | | | | | | |
|---|---|---|---|---|---|---|
| 3,1 W | | | 115 | | | **M253** 01 |

Sections can be split every 100 mm
2 strips connected in consecutive line.
When using the RGB Ledstrip in line the white mix may not be homogenous

LED **Hi-power**

| | | | | | | |
|---|---|---|---|---|---|---|
| 14,4 W | 24 V | 1220 | 3000 | 70 | | **MI59** 01 |
| 14,4 W | 24 V | 1130 | 4000 | 70 | | **MI60** 01 |
| 14,4 W | 24 V | 1160 | 6000 | 75 | | **MI61** 01 |

Sections can be split every 100 mm

| | | | | | | |
|---|---|---|---|---|---|---|
| 19,2 W | 24 V | 1800 | 3000 | 80 | | **N175** 01 |
| 19,2 W | 24 V | 1900 | 4000 | 80 | | **N176** 01 |
| 19,2 W | 24 V | 1900 | 6000 | 80 | | **N177** 01 |

Sections can be split every 125 mm
For use only in combination with Underscore profiles

Compatible with light management systems of the iGuzzini range illustrated on page 693.
For the system definition, refer to the instructions.

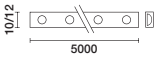


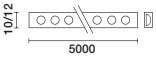


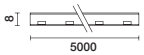


| light source | W/m | | lm/m | K | CRI | code colour |
|---|---|---|---|---|---|---|
| LED | **Tube** | | | | | |
| | 4,8 W | 12 V | 410 | 2400 | 80 | **M824** 01 |
| | 4,8 W | 12 V | 410 | 3000 | 80 | **M826** 01 |
| | 4,8 W | 12 V | 470 | 4000 | 75 | **M827** 01 |
| | 4,8 W | 12 V | 420 | 6000 | 70 | **M828** 01 |

Sections can be split every 50 mm
2 strips connected in consecutive line (it is possible to connect 3 strips for a luminaire up to 15 metres long, although there will be a slight drop in light intensity along the line)

RGB

| | | | | | | |
|---|---|---|---|---|---|---|
| 3,1 W | | | 120 | | | **M829** 01 |

Sections can be split every 100 mm
2 strips connected in consecutive line.
When using the RGB Ledstrip in line the white mix may not be homogenous
For use only with profiles code MWG1 or with clips code MWG2.

LED **Tube hi-power**

| | | | | | | |
|---|---|---|---|---|---|---|
| 9,6 W | 12 V | 810 | 3000 | 80 | | **ME33** 01 |
| 9,6 W | 12 V | 940 | 4000 | 75 | | **ME34** 01 |
| 9,6 W | 12 V | 840 | 6000 | 70 | | **ME35** 01 |

Sections can be split every 25 mm

CRI 90 - Mac Adam step 3

| | | | | | | |
|---|---|---|---|---|---|---|
| 14,4 W | 24 V | 1260 | 2700 | 90 | | **N199** 01 |
| 14,4 W | 24 V | 1260 | 3000 | 90 | | **N173** 01 |
| 14,4 W | 24 V | 1260 | 4000 | 90 | | **N174** 01 |
| 19,2 W | 24 V | 1680 | 2700 | 90 | * | **N203** 01 |
| 19,2 W | 24 V | 1680 | 3000 | 90 | * | **N178** 01 |
| 19,2 W | 24 V | 1680 | 4000 | 90 | * | **N179** 01 |

Sections can be split every 125 mm
* For use only in combination with Underscore profiles

LED **Tube side**

| | | | | | |
|---|---|---|---|---|---|
| 4,8 W | 12 V | 270 | 3000 | | **MC63** 01 |
| 4,8 W | 12 V | 300 | 4000 | | **MC64** 01 |
| 4,8 W | 12 V | 320 | 6000 | | **MC65** 01 |

Sections can be split every 50 mm
2 strips connected in consecutive line (it is possible to connect 3 strips for a luminaire up to 15 metres long, although there will be a slight drop in light intensity along the line)
Not suitable for use with profiles.

## accessories

| | code | colour |
|---|---|---|
| Connector kit<br>It contains 1 male connector, 2 female connectors, 2 heat-shrinking sheaths | **MWR5** | 00<br>for M249-M250-M251 M252-MI59-MI60-MI61 |
| Connector kit<br>It contains 1 male connector, 2 female connectors, 4 end caps without holes | **MWR6** | 00<br>for M824-M826-M827 M828-ME33-ME34-ME35 |
| Kit end caps<br>It contains 4 end caps with holes | **MWR7** | 00<br>for M829 |
| Connector kit<br>It contains 1 male connector, 2 female connectors, 4 end caps | **MWR8** | 00<br>for MC63-MC64-MC65 |

## components

| | code | colour |
|---|---|---|
| Constant-voltage electronic power supply 35 W 12 V<br>$V_{OUT}$=12Vdc<br>$I_{OUT}$=1,65A | **MWF7** | 00<br>Max 1 coil (5 m) (Ledstrip, Ledstrip tube, Ledstrip tube side) |
| Constant-voltage electronic power supply 70 W 12 V<br>$V_{OUT}$=12Vdc<br>$I_{OUT}$=6,8A | **MWF8** | 00<br>Max 3 coils (15 m) (Ledstrip, Ledstrip tube, Ledstrip tube side)<br>Max 1 coil (5 m) (Ledstrip tube hi-power) |
| Constant-voltage electronic power supply 100 W 12 V<br>$V_{OUT}$=12Vdc<br>$I_{OUT}$=8A | **MX36** | 00<br>Max 4 coils (10+10 m in parallel) (Ledstrip, Ledstrip tube, Ledstrip tube side)<br>Max 2 coils (5+5 m in parallel) (Ledstrip tube hi-power) |
| Constant-voltage electronic power supply 96 W 24 V<br>$V_{OUT}$=24Vdc<br>$I_{OUT}$=4A | **MX67** | 00<br>Max 1 coil (Ledstrip hi-power) |

| | code | colour |
|---|---|---|
| DALI dimming interface monochromatic LED 50 W 12 V - 120 W 24 V<br>$V_{IN}$=10-24Vdc<br>$V_{OUT}$=10,5-24Vdc | **MWP3** | 00 |
| PWM slave sequencer 20 W 12 V with voltage output (12 V) for RGB<br>$V_{IN}$=10,8-26,4Vdc<br>$V_{OUT}$=$V_{IN}$ -1Vdc<br>$I_{OUT}$=1,5A<br>$F_{OUT}$=190-210 Hz | **MWG0** | 00<br>Max 2 coils (10 m) |
| PWM master sequencer 20 W 12 V with voltage output (12 V) for RGB with radiocontrol<br>$V_{IN}$=10,8-26,4Vdc<br>$V_{OUT}$=$V_{IN}$ -1Vdc<br>$I_{OUT}$=1,5A<br>$F_{OUT}$=190-210 Hz | **MWF9** | 00<br>Max 2 coils (10 m)<br>With code MWF9-master you can connect 2 strips for each code MWG0 slavenin continuous sequence; in this case it is important to calculate the total power of the installation (for power supply). |

Technical data may change with technological evolution.
For updated data please refer to our on-line catalogue.

# Underscore15/18

## profiles for monochrome Ledstrip



| | length | code colour |
|---|---|---|
| **Frame recessed low linear profile** | | |
| | 1000 | **MXK6** 01-12 |
| | 2000 | **MXK7** 01-12 |



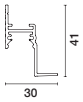


| | length | code colour |
|---|---|---|
| **Perimetric profile** | | |
| | 2000 | **MXK5** 00 |



| | | |
|---|---|---|
| **Surface low linear profile** | | |
| | 1000 | **MXK8** 01-12 |
| | 2000 | **MXK9** 01-12 |



| | | |
|---|---|---|
| **Angular profile** | | |
| | 1000 | **MXK3** 01-12 |
| | 2000 | **MXK4** 01-12 |



| | | |
|---|---|---|
| **Frame recessed high linear profile** | | |
| | 1000 | **MXL0** 01-12 |
| | 2000 | **MXL1** 01-12 |

| | | |
|---|---|---|
| **Opal diffuser screen** | | |
| | 1000 | **MXM0** 38 |
| | 2000 | **MXM1** 38 |
| **Translucid diffuser screen** | | |
| | 1000 | **MXM2** 21 |
| | 2000 | **MXM3** 21 |



| | | |
|---|---|---|
| **Surface high linear profile** | | |
| | 1000 | **MXL2** 01-12 |
| | 2000 | **MXL3** 01-12 |

| | |
|---|---|
| **Kit of aluminium rigid channels** | |
| | **MWG1** 12 |

5 pieces with 1 m
Ledstrip tube side cannot be installed with rigid channel.

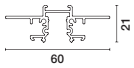


| | | |
|---|---|---|
| **Minimal recessed high linear profile** | | |
| | 2000 | **MXN8** 00 |

| | |
|---|---|
| **Fixing clips kit** | |
| | **MWG2** 01 |

10 pieces

## accessories

| | code | colour |
|---|---|---|
| End caps for frame recessed low linear profile<br>2x5 pieces | **MXL6** | 01-15<br>for MXK6-MXK7 |
| End caps for surface low linear profile<br>2x5 pieces | **MXL7** | 01-15<br>for MXK8-MXK9 |
| End caps for frame recessed high linear profile<br>2x5 pieces | **MXL8** | 01-15<br>for MXL0-MXL1 |
| End caps for surface high linear profile<br>2x5 pieces | **MXL9** | 01-15<br>for MXL2-MXL3 |

| | code | colour |
|---|---|---|
| End caps for minimal recessed high linear profile<br>4 pieces | **MXQ2** | 01<br>for MXN8 |
| End caps for perimetric profile<br>2x5 pieces | **MXL5** | 01<br>for MXK5 |
| End caps for angular profile<br>10 pieces | **MXL4** | 01-15<br>for MXK3-MXK4 |
| Fixing clips for linear profiles<br>5 pieces | **MXM4** | 00<br>for MXK6-MXK7-MXK8<br>MXK9-MXL0-MXL1<br>MXL2-MXL3 |

| | code | colour |
|---|---|---|
| Fixing clips for angular profile<br>5 pieces | **MXM5** | 00<br>for MXK3-MXK4 |
| Springs kit, for insertion with through slot for linear profile<br>2 pieces | **MXP6** | 00<br>for MXK6-MXK7<br>MXL0-MXL1 |

# Underscore15/18

## profiles for Ledstrip RGB

| | length | code | colour |
|---|---|---|---|
| **Surface high linear profile** | | | |
| | 2000 | **MXQ3** | 01-12 |

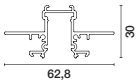


| | length | code | colour |
|---|---|---|---|
| **Minimal recessed high linear profile** | | | |
| | 2000 | **MXQ4** | 00 |



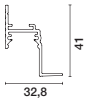


| | length | code | colour |
|---|---|---|---|
| **Perimetric profile** | | | |
| | 2000 | **MXQ5** | 00 |

| | length | code | colour |
|---|---|---|---|
| **Opal diffuser screen** | | | |
| | 2000 | **MXQ9** | 38 |
| **Translucid diffuser screen** | | | |
| | 2000 | **MXR0** | 21 |

**Kit of aluminium rigid channels**

**MWG1** 12

5 pieces with 1 m
Ledstrip tube side cannot be installed with rigid channel.

**Fixing clips kit**

**MWG2** 01

10 pieces

### accessories

| | code | colour |
|---|---|---|
| End caps for surface high linear profile<br>2x5 pieces | **MXQ6** | 01-15<br>for MXQ3 |
| End caps for minimal recessed high linear profile<br>4 pieces | **MXQ8** | 01<br>for MXQ4 |

| | code | colour |
|---|---|---|
| End caps for perimetric profile<br>2x5 pieces | **MXQ7** | 01<br>for MXQ5 |
| Fixing clips for linear profiles<br>5 pieces | **MXM4** | 00<br>for MXQ3 |

# Underscore X26




## Features

IP40

- Wall- or ceiling-mounted installation.
- Extruded aluminium bars, supplied in various lengths, up to 2000 mm.
- Opaline polycarbonate diffuser.
- Fixing system uses clip accessories.
- Luminaire reduced dimensions.

Quick-connecting terminal

## Light distribution

X26 is ideal for use in boutiques, stores and retail areas, for lighting showcases, shop windows, corners, shelves and display stands, which require effective linear lighting.



| | |
|---|---|
| LED | 3,2 - 3,4 - 6,3W<br>6,7 - 13 - 19W<br>20 - 25 - 27W |

## Installation

**Wall/ceiling-mounted**



Surface-mounted installation

Adjustable base

Adjustable arm L=100/200

**Recessed**

Under-shelf

Through milled

# Underscore X26

12
ALUMINIUM

## Ceiling-mounted

| light source | W | | lm | length | code colour |
|---|---|---|---|---|---|
| LED | 4000K - CRI 80 | | | | |
| | 3,4 W | 24 V | 265 | 250 | **M846** 12 |
| | 6,7 W | 24 V | 530 | 500 | **M847** 12 |
| | 13 W | 24 V | 1060 | 1000 | **M848** 12 |
| | 20 W | 24 V | 1590 | 1500 | **M849** 12 |
| | 27 W | 24 V | 2120 | 2000 | **M850** 12 |
| | 3000K - CRI 95 | | | | |
| | 3,2 W | 24 V | 210 | 250 | **M856** 12 |
| | 6,3 W | 24 V | 420 | 500 | **M857** 12 |
| | 13 W | 24 V | 840 | 1000 | **M858** 12 |
| | 19 W | 24 V | 1260 | 1500 | **M859** 12 |
| | 25 W | 24 V | 1680 | 2000 | **M860** 12 |

## Recessed

| light source | W | | lm | length | code colour |
|---|---|---|---|---|---|
| LED | 4000K - CRI 80 | | | | |
| | 3,4 W | 24 V | 265 | 250 | **M877** 12 |
| | 6,7 W | 24 V | 530 | 500 | **M878** 12 |
| | 13 W | 24 V | 1060 | 1000 | **M879** 12 |
| | 20 W | 24 V | 1590 | 1500 | **M880** 12 |
| | 27 W | 24 V | 2120 | 2000 | **M881** 12 |
| | 3000K - CRI 95 | | | | |
| | 3,2 W | 24 V | 210 | 250 | **M887** 12 |
| | 6,3 W | 24 V | 420 | 500 | **M888** 12 |
| | 13 W | 24 V | 840 | 1000 | **M889** 12 |
| | 19 W | 24 V | 1260 | 1500 | **M890** 12 |
| | 25 W | 24 V | 1680 | 2000 | **M891** 12 |

### Ceiling-mounted installation

| | code | colour |
|---|---|---|
| Fixing clips | **MWJ8** | 00 |
| Adjustables arms | | |
| L=100 | **MWJ5** | 12 |
| L=200 | **MWJ6** | 12 |
| Adjustables base | **MWJ4** | 15 |
| Power supply end cap with cable | **MWJ9** | 15 |
| Power supply intermediate end cap | **MWK0** | 15 |

### Recessed installation

| | code | colour |
|---|---|---|
| Pair of springs for insertion with through slot | **MWK3** | 00 |
| Power supply end cap with cable | **MWK1** | 15 |
| Power supply intermediate end cap | **MWK2** | 15 |

### components

| | code | colour |
|---|---|---|
| Constant-voltage electronic power supply 50 W 24 V<br>Iout=2A<br>For complex installations with considerable length, the electronic power supplies for DIN bar with code 9911 (96W) - 9912 (240W) | **MWK4** | 00 |
| Constant-voltage electronic power supply 70 W 24 V<br>$I_{OUT}$=2,9A | **MWK5** | 00 |
| DALI dimming interface monochromatic LED 120 W 24 V<br>$V_{IN}$=10-24Vdc<br>$V_{OUT}$=10,5-24Vdc | **MWP3** | 00 |

# **Underscore** Grazer

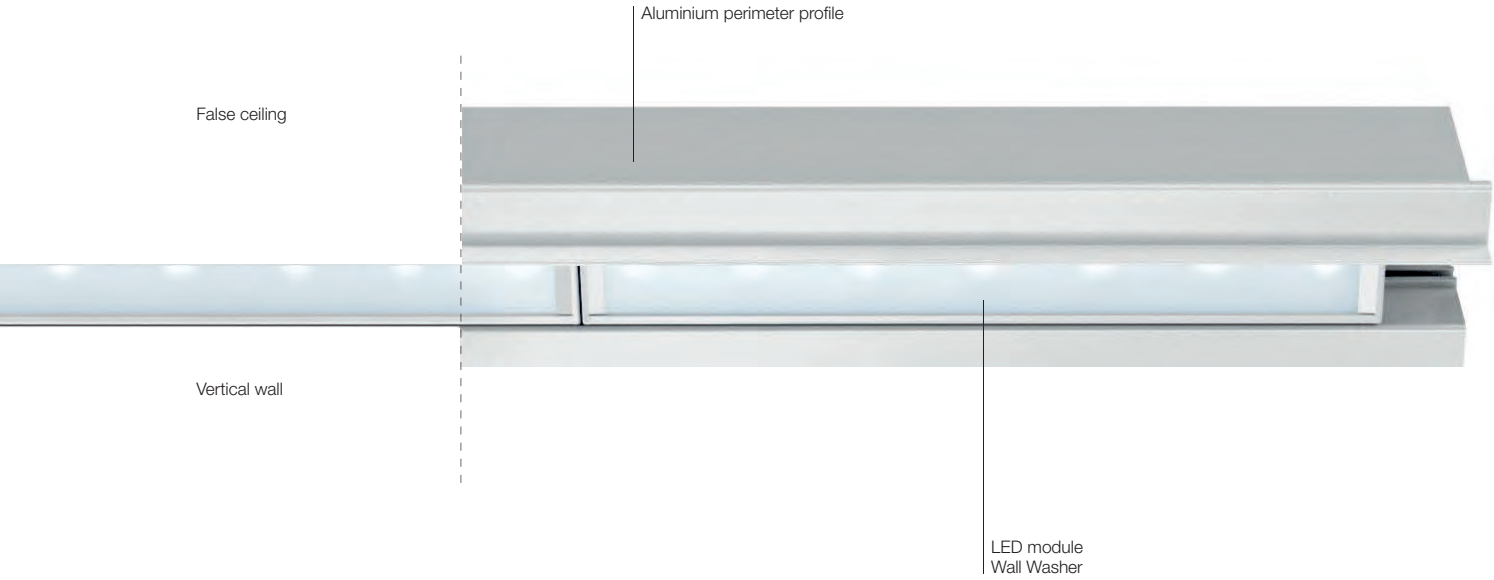


## Features

IP20

- Linear system for wall vertical lighting.
- Application in niche with specific aluminium profile for false ceilings, completed with internal and external corners to adjust the system to the direction of the walls.
- Light modules available in 3 lengths, complete with DALI dimmable control gear and provided with in and out connectors r use in continuous line.
- High-performance wall washer optics.

LMS

## Flexibility

Underscore Grazer is available in various lengths in order to adjust to each single lighting project.

528 mm

1056 mm

1585 mm

# **Underscore** Grazer

## Lighting uniformity

Grazer guarantees a uniform homogeneous lighting, creating a shadow-free luminous effect.



Inner angle



Outer angle

## Lighting performance

The efficiency of last-generation LEDs mounted in Underscore Grazer delivers a wide range of applications.




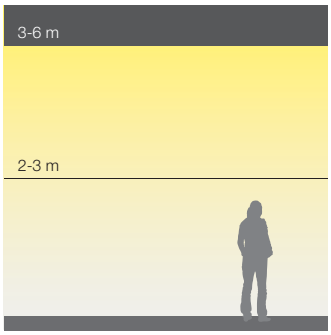


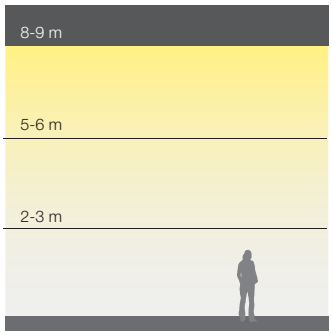


## System composition

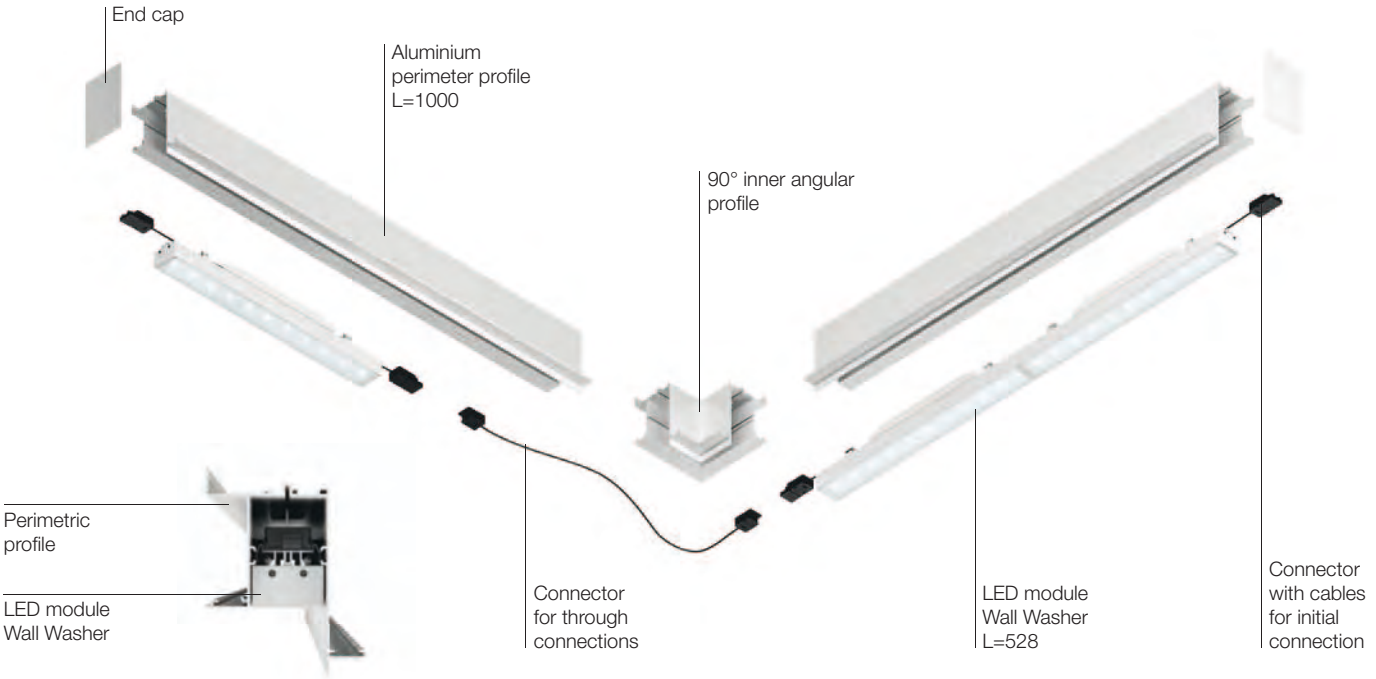

# Underscore Grazer

01
WHITE

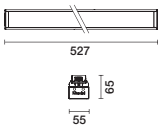


| light source | W/m | lm | length | code colour |
|---|---|---|---|---|
| LED | **Module wall washer** | | | |
| | 4000K - CRI 80 - dimmable DALI | | | |
| | 12 W | 1140 | 526 | **MM91** 01 |
| | 23 W | 2280 | 1054 | **MM92** 01 |
| | 35 W | 3420 | 1580 | **MM93** 01 |
| | 3000K - CRI 80 - dimmable DALI | | | |
| | 12 W | 1070 | 526 | **MM94** 01 |
| | 23 W | 2140 | 1054 | **MM95** 01 |
| | 35 W | 3210 | 1580 | **MM96** 01 |

## profiles



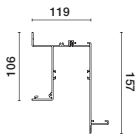


| | length | code colour |
|---|---|---|
| **Aluminium perimeter profile** | | |
| | 1000 | **MXI7** 01 |
| | 2000 | **MXI8** 01 |

Complete with elements for linear connection
to adjacent sections

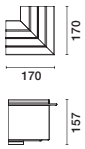


| | code colour |
|---|---|
| **90° outer angular profile** | |
| | **MXT3** 01 |

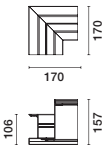


| | |
|---|---|
| **90° inner angular profile** | |
| | **MXI9** 01 |



| | |
|---|---|
| **Two end caps** | |
| | **MXT4** 01 |

### components

| | code | colour |
|---|---|---|
| Connector with cables for initial connection | **MXT5** | 00 |
| Connector for through connections | **MXT6** | 00 |



Technical data may change with technological evolution.
For updated data please refer to our on-line catalogue.

Issey Miyake - London, United Kingdom
Architectural and lighting project: Tokujin Yoshioka
Photo: Antony Crolla

pinterest.com/iguzzini

# PizzaKobra

design Ron Arad

reddot

Brit Insurance Designs
AIT

## Features

IP20

- Desk luminaire made of aluminium and steel with glossy chrome-plated fi nish, formed of concentric spires and adjustable head made of diecast aluminium.
- The base of the luminaire is provided with anti-scratch rubber feet.

| light source | W | lm | code colour |
|---|---|---|---|
| LED | 6700K - CRI74 | | |
| | 7,4 W | 282 | **4059** 10 |

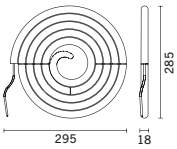

pinterest.com/iguzzini

# Pole-mounted systems

## Urban lighting

**337** Albero
**LED**

**341** La Venaria
**LED**

New
**345** Fiamma
**LED**

**349** Anello
**LED**

**353** UFO
**LED**

**361** Crown
**LED**

New
**364** Twilight
Joburg
**LED**

New
**364** Twilight
Bilbao
**LED**

New
**364** Twilight
Canberra
**LED**

**371** iRoll 65
**LED**


**375** iTeka
**LED**

New
**380** Platea Pro
**LED**

**387** Lavinia
**LED**

**394** iRoad
**LED**


**399** Argo / Delphi
**LED**

**409** Wow
**LED**

**417** Archilede HP
**LED**

New
**422** Quid
**LED**

**429** CityWoody
**LED**

## Multiple floodlights

**435** FrameWoody
**LED**


**441** MultiWoody
**LED**

**449** MultiPro
**LED**

## Wall applications

New
**345** Fiamma
**LED**

**353** UFO
**LED**

**375** iTeka
**LED**

New
**380** Platea Pro
**LED**

**387** Lavinia
**LED**

**394** iRoad
**LED**

**399** Argo / Delphi
**LED**

**409** Wow
**LED**

**417** Archilede HP
**LED**

New
**422** Quid
**LED**

New
**429** CityWoody
**LED**

The poles can be found on page 457

Lidia Armengol Square - Andorra, Spain
Architectural project: Adserà i Grifé, Josep
Photo: Luz y Arquitectura, Martinez Gala

# Pole-mounted systems

**Urban lighting**
poles h 4000 / h 9000

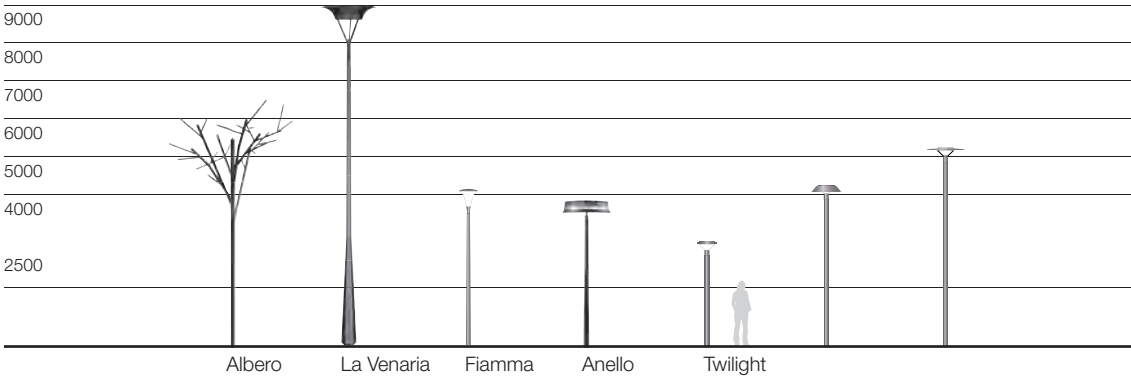


**Urban lighting**
poles h 6000 / h 12000

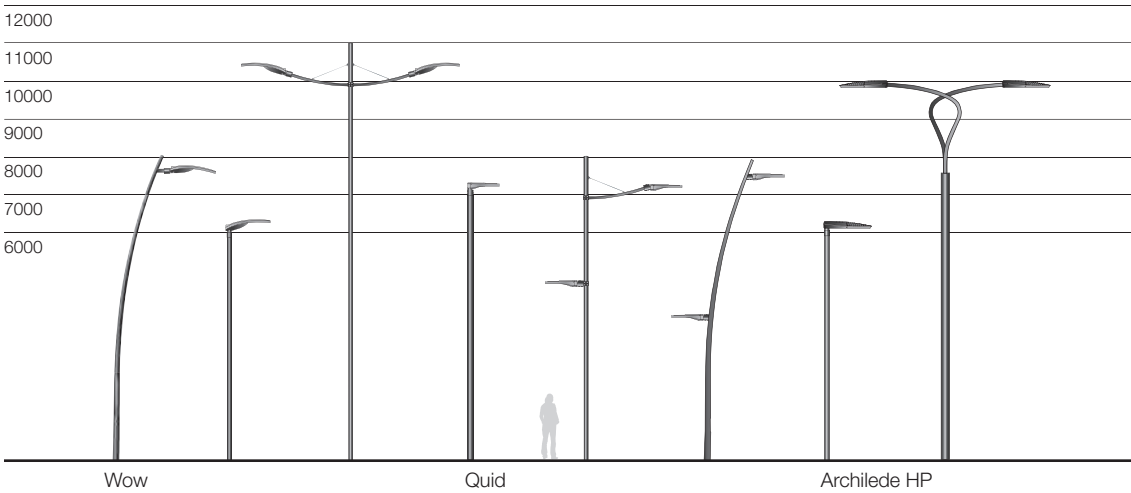


**Multiple floodlights**
poles h 4000 / h 9000

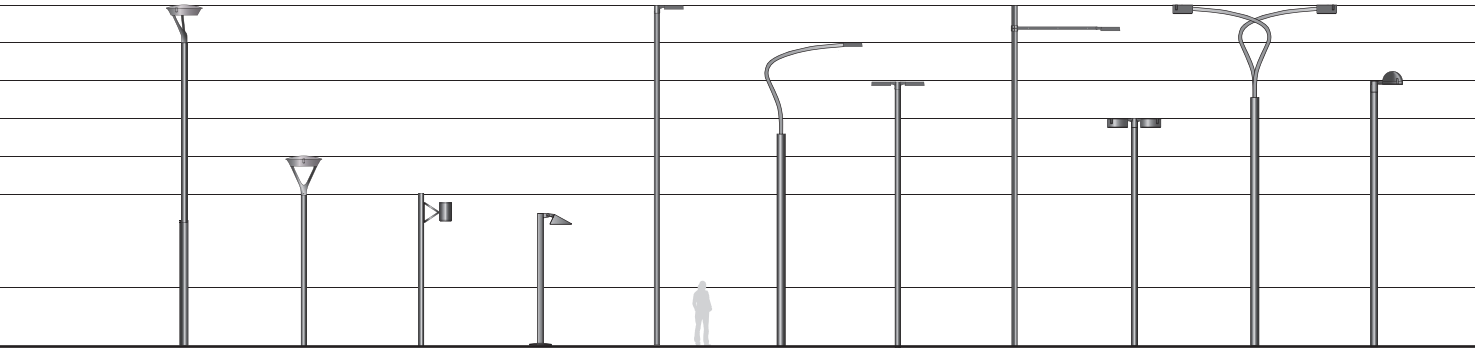

Crown iRoll 65 iTeka Platea Pro Delphi Argo

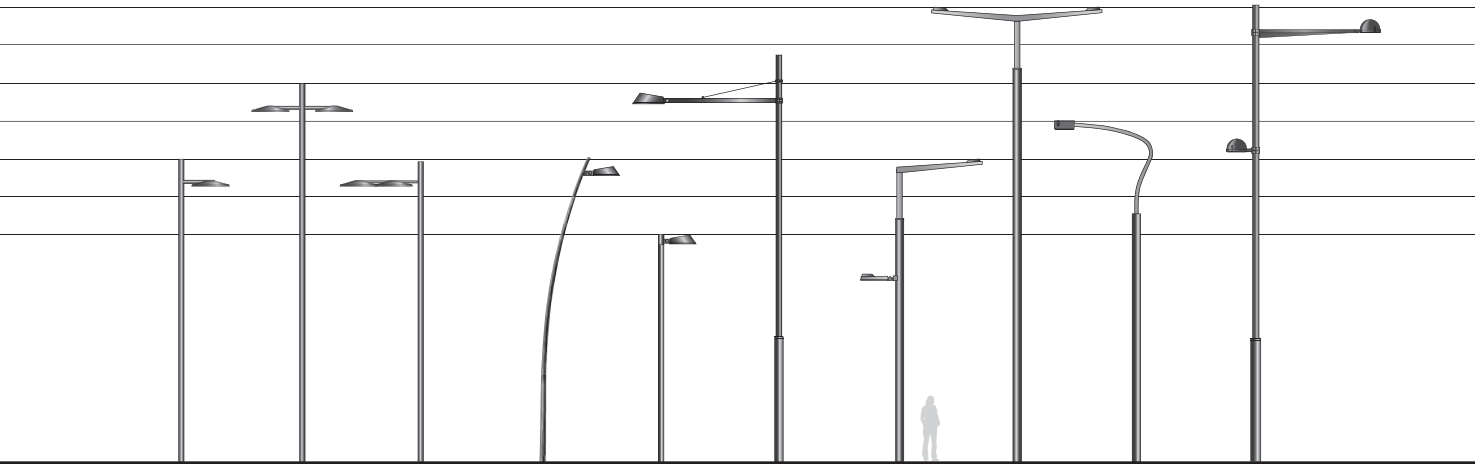

UFO Lavinia iRoad Delphi Argo

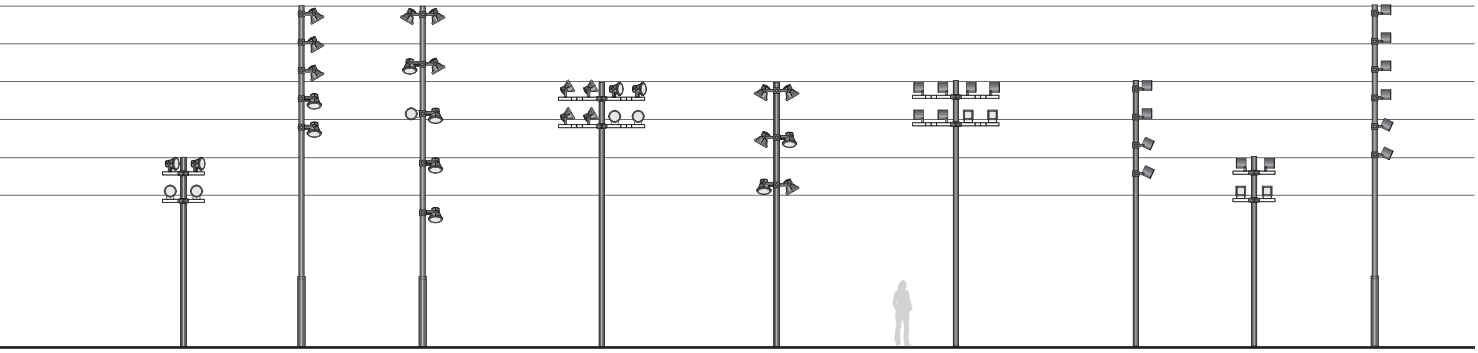

MultiWoody MultiPro

# Pole-mounted systems

Opti Smart

OPTI SMART

**Reflector**

The result of iGuzzini research into the optimum use of LEDs, with their ultra-high performance, **Opti Smart** optics represent **the new "frontier" in street lighting.** Opti Smart optics are an innovative solution able to use the luminous flux from LEDs to guarantee luminous efficacy, low consumption, long lamp life, reduced $CO_2$ emissions, excellent colour rendering.

All this is done in order to optimize energy consumption and environmental sustainability. The Opti Smart range is made up of two optic systems which guarantee exceptional visual comfort: the first for streets with vehicular traffic (Intensity Class G4), the other for urban pedestrian areas (Intensity Class G6).

Road optic
ST1 and ST1.2

Exclusive and licensed optic principle.
Outdoor LEDs are:
3000K - CRI 70
4000K - CRI 70

Aluminium with silver deposits

Optical collimators

Asymmetric optic



Exclusive and licensed optic principle.
Outdoor LEDs are:
3000K - CRI 70
4000K - CRI 70

Aluminium with silver deposits

Optical collimators

**Lenses**

The optic uses the free-form technology that allows for "custom" modelling the lenses in order to define the best geometry and optimize the flux use with extremely compact dimensions.

Thanks to its high transparency, UV resistance and refraction index, which is close to the one of glass, PMMA guarantees extraordinary efficiency values over time.

Road optic ST 1.2 and ST1
and Asymmetric optic

Exclusive and licensed optic principle.
Outdoor LEDs are:
3000K - CRI 70
4000K - CRI 70

# Pole-mounted systems

Opti Smart

## ST - Road optics

**d** = **L/h**
**h** = Installation height
**L** = Width of area to be lit
**I** = Spacing between poles

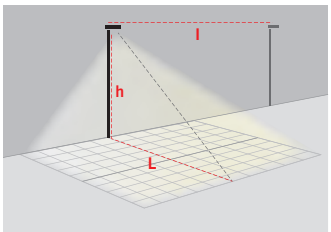


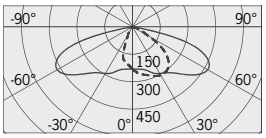


**ST1**
Road optic for vehicular traffic,
urban and interurban areas
I = 4h
d = 1
**Intensity Class: G4**

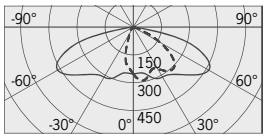


**ST1.2**
Road optic for high vehicular traffic,
urban and interurban areas
I = 4h
d = 1,2
**Intensity Class: G4**

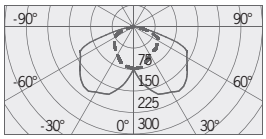


**ST 0.5**
Optic for residential streets and bicycle lanes
I = 4h
d = 0,5
**Intensity Class: G3**

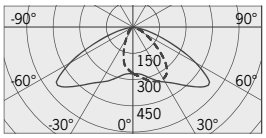


**ST1C**
Comfort Road optic for pedestrian urban areas
I = 3,7h
d = 1
**Intensity Class: G6**

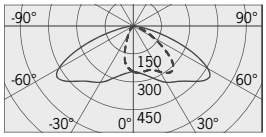


**ST0.8C**
Comfort optic for bicycle lanes
and for residential streets
I = 5h
d = 0,5 / 0,8
**Intensity Class: G6**

## A - Asymmetric optic

**d** = **L/h**
**h** = Installation height
**L** = Width of area to be lit

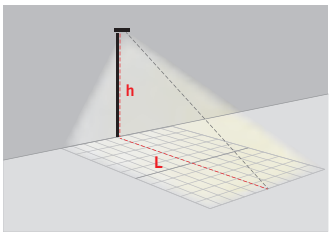


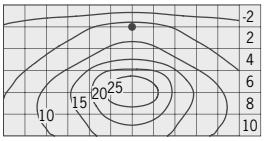


**A60**
Asymmetric optic 60°
for parking lots and large areas
h = 7
d = 2

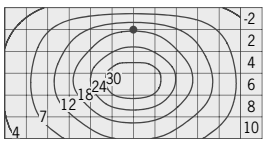


**A45C**
Comfort Asymmetric optic 45°
for squares and urban pedestrian areas
h = 7
d = 1,6

## SC - Comfort Asymmetric optic

**d** = **L/h**
**h** = Installation height
**L** = Width of area to be lit

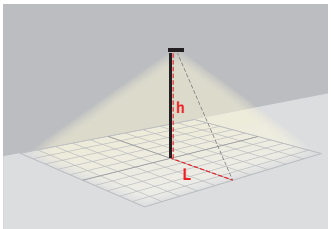


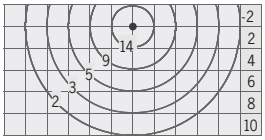


**SC**
Comfort Symmetric optic for historical centres
and pedestrian areas with high visual comfort
h = 7
d = 1
**Intensity Class G6**

# Pole-mounted systems
Smartronic

## Smartronic

A wide range of different options according to specific needs.
The Smartronic family has four different configurations: DALI, Middle of the Night with or without pilot cable. Bi-power with pilot cable and Multipower with midnight recognition.
A common feature of the Multipower electronics is the presence of three standard profiles that correspond to three different lumen/output levels.

## DALI

DALI comes with three standard profiles and can be integrated with practically all telemanagement systems that use the DALI protocol to communicate with the fixture. This solution is recommended when a point-point telemanagement system is used.

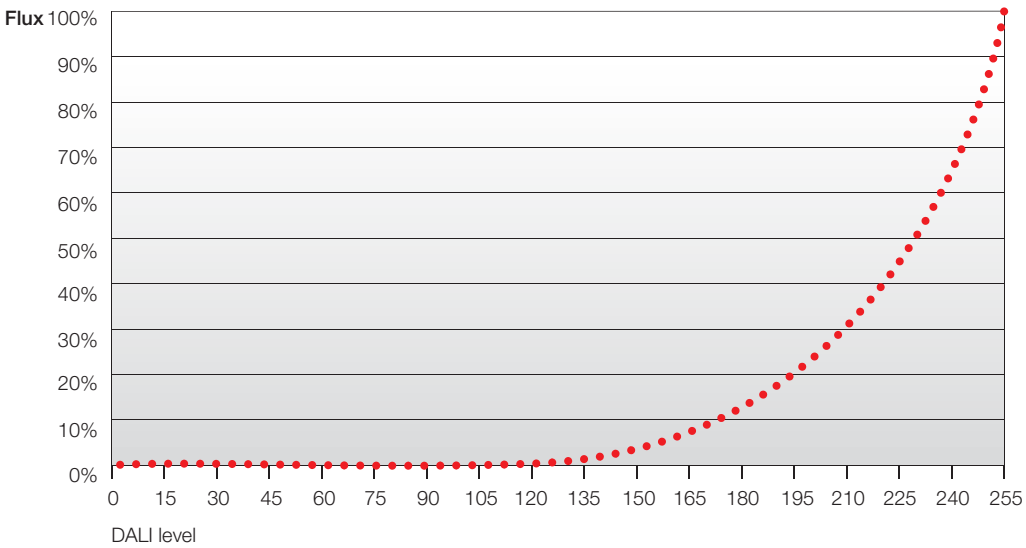

# Pole-mounted systems

Smartronic

## Middle of the Night with or without pilot cable

Middle of the Night automatically recognises the mid point of the switch-on time and the luminous flux without the need of external management systems. By inserting the pilot cable, with an external control element, you are free to decide when to bring the flux back to 100%.
This solution is recommended in areas in which public attendance changes according to season or special events.

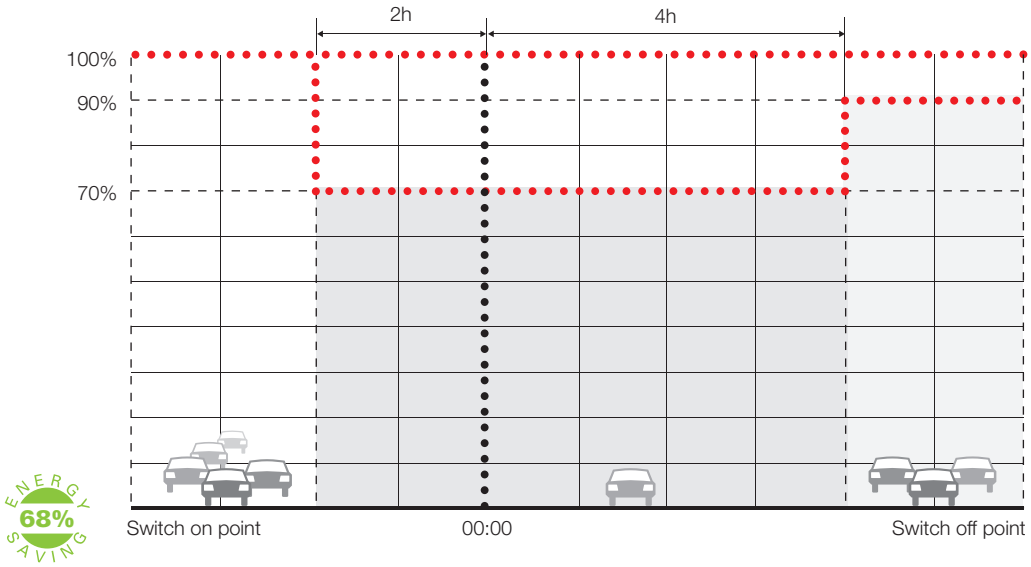


## Bi-energy with pilot cable

The bi-power with pilot cable is generally provided with a programmable astronomical clock or a presence detector.
When the pilot cable is live (ON) the fixture operates at 100%, and when the pilot cable is (OFF), it operates at 50% of the flux.

This solution is recommended for bicycle lanes and public areas for which public attendance is known. Generally provided with a programmable astronomical clock.

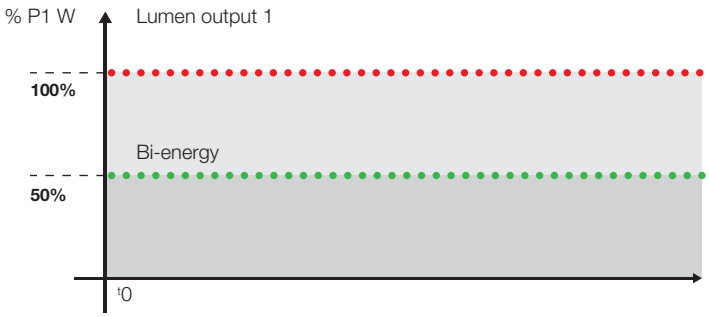

# Pole-mounted systems

Smartronic for Archilede and U.F.O.

## Multipower with midnight recognition

Multipower is the exclusive electronics designed by iGuzzini Innovation Lab: total flexibility for lighting designers and simple management for public administrations. Four standard profiles can be selected with a DIP switch. The fixtures can be completely programmed in terms of light flux emission directly on the product driver.

| Profile | Energy Saving | Power | Efficiency |
|---|---|---|---|
| **1** | ● | Standard | 111lm/W |
| **2** | ● | +18% | 107lm/W |
| **3** | ● | +37% | 104lm/W |
| **4*** Midnight recognition | ● | Standard | 111lm/W |

* The dimmer increases energy savings compared to profile 1.

Data can vary based on article code. For information on each single product please visit the online catalogue at: http://products.iguzzini.com.

**Example of profile 4**
The use of the profile with self-learning includes midnight recognition, thanks to an algorithm, which reduces power, and consequently consumption, of the fitting based on the preset profile.

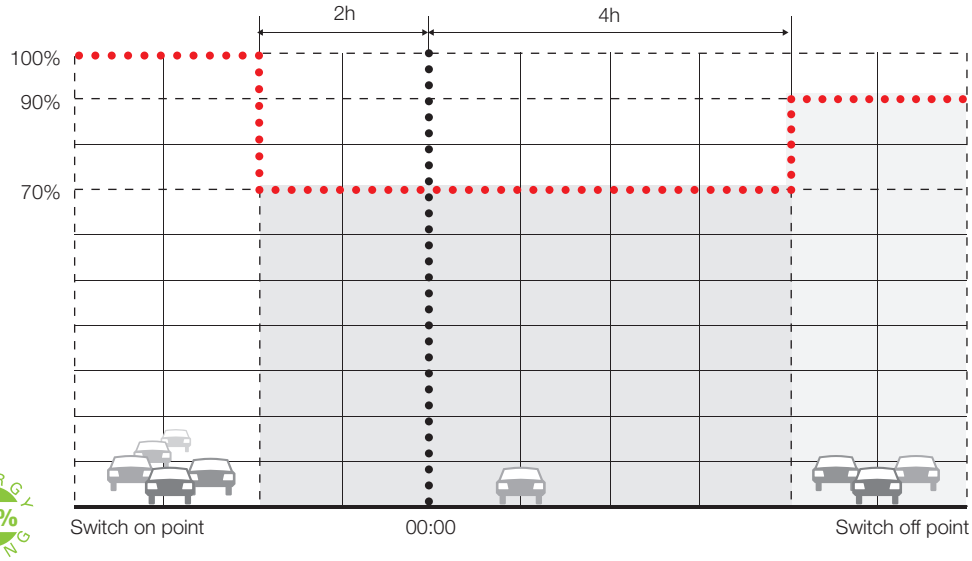


**55%** Opti Smart optic (Smart light control Profile 1) + **18%** Smart light control Profile 4 = ENERGY 73% SAVING

## Multipower customization

**With BVD interface for telemanagement**
Multipower can be easily integrated with external telemanagement systems with BVD interface, the module responsible for the following functions: flux regulator, bi-power with pilot cable, DALI, 0-10 V.

**With USB**
The Multipower standard profiles can be customized with an endless number of combinations, using the USB interface.
The software is available in the Download section of our Web site.

# Pole-mounted systems
Streetware

## Streetware operation

Streetware is the innovative software developed by iGuzzini to control pole systems provided with the exclusive Multipower electronics with midnight recognition feature.

Streetware is very simple to use:

**1.** Select some environmental parameters, such as outdoor average temperature, contamination, geographical position of the installation and other information related o the type of optic and flux.

**2.** Select one of the products suggested by the software based on the entered parameters. You can choose the solution that guarantees higher energy efficiency or the solution that requires a lower initial investment for the installation.

**3.** Select the operation mode between:
**CLO** (Costant Light Output) the product works at constant flux for its entire life in consideration of the parameters of the setting in which the fixtures will be installed and optimizes the energy use according to the specific features of the lighting fixture.
**CPI** (Costant Power Input) the product uses a constant power that complies with the specific requirements of the installation.
**CPI standard** (Costant Power Input standard) the product works with constant power according to profile 1, 2 or 3 available by default in the fixtures equipped with the exclusive Multipower electronics with midnight recognition feature.

**4.** Streetware generates a detailed report and a configuration file to program the USB pen profiler that is needed to operate the fixtures according to the chosen profile.

**CLO - Costant Light Output**

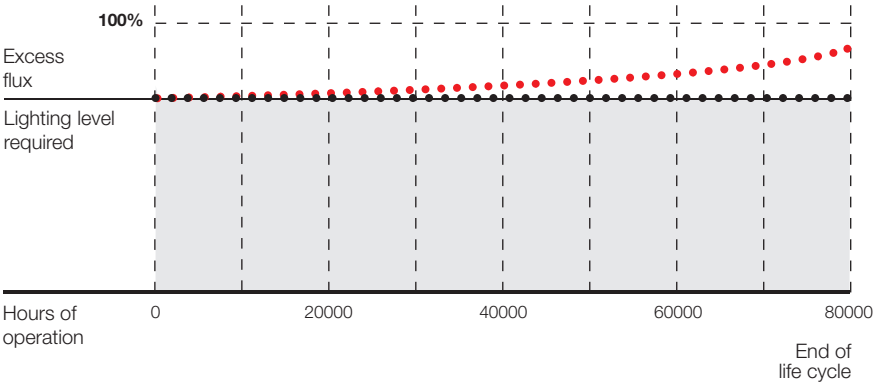


● Lasting constant power
● Constant luminous flux, with any drop in flux over time due to lamp ageing offset by increased power

**CPI - Costant Power Input**

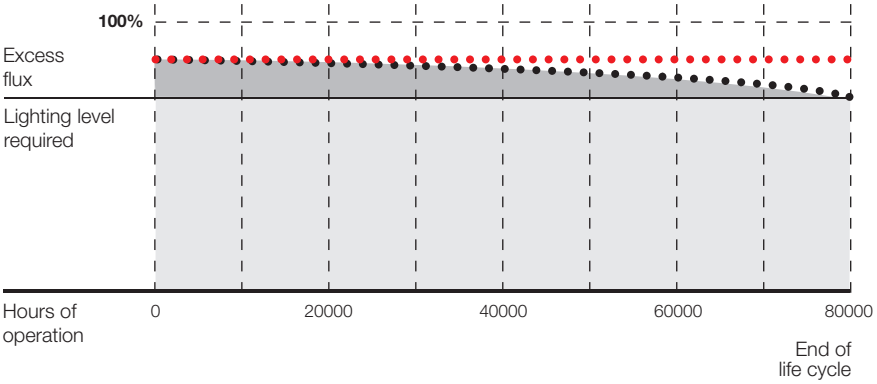


● Lasting constant power
● Drop in luminous flux due to lamp ageing

**CPI standard - Costant Power Input standard**

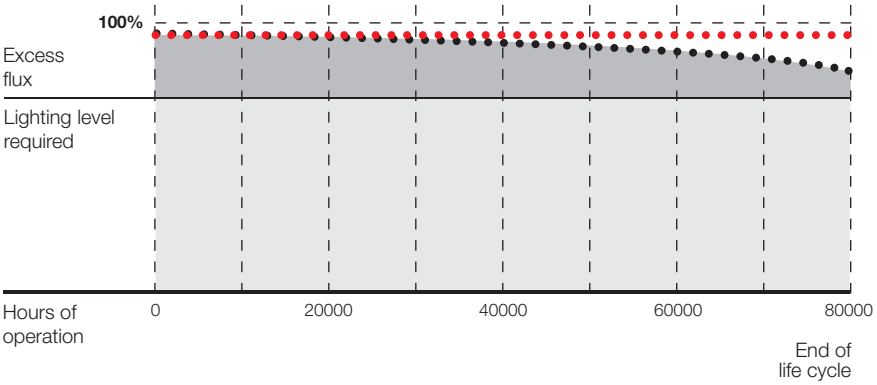


● Lasting constant power
● Drop in luminous flux due to lamp ageing

# Pole-mounted systems
Opti Smart

## Energy saving

Lighting and energy comparison, with equal values, between the new LED street optics and those with traditional sources.

| Light source | W | | | | CRI | K |
|---|---|---|---|---|---|---|
| LED | 30 | 54 | 92 | 140 | 70 | 4000 |
| HST | 83<br>64% | 119<br>55% | 178<br>48% | 287<br>51% | 20 | 2000 |
| HIT | 83<br>61% | 119<br>55% | 178<br>48% | 287<br>51% | 80 | 4000 |
| HME | 92<br>68% | 142<br>62% | 287<br>68% | - | 45 | 4000 |

The light flow indicated for the street lighting systems is the actual flow in output from the fitting.

## No photobiological risks

The LED lighting is classified in compliance with the new standard EN 62471. iGuzzini fittings are part of the "Exempt Group" category (no dangers due to infrared, blue light and UV radiation) and they guarantee the compliance with the safety requirements set by the selfsame standard. (Risk group 0)

**Risk groups**

**0**
**Exempt**
No photobiological hazard.

**1**
**Low risk**
No photobiological hazard in normal operating conditions.

**2**
**Moderate risk**
Does not pose a hazard due to aversion response to bright light or thermal discomfort.

**3**
**High risk**
Hazardous also for momentary exposures.

## Extreme operating conditions

Our luminaires are designed to operate perfectly at any ambient temperature. The power of the LEDs is increased or reduced depending on the variation in the ambient temperature relative to the reference temperature of 25° to guarantee optimum operation within a range of ambient temperatures of between -40° and +45°.

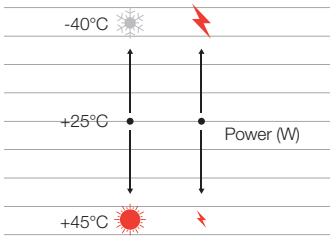


## Temperature control

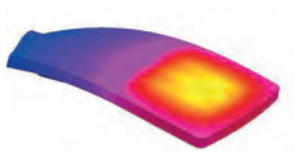

An increase in temperature has a negative impact on the quality of light produced by LEDs and their lifetime. To maintain the Lifetime of the LEDs when the environment temperature changes (extreme conditions) the LED fittings for urban areas are fitted with an internal temperature control that maintains the junction temperature of the LEDs constant.

## Replaceable LED – Future Proof Technology

The main aim of technological research into LEDs is to increase luminous efficacy (the lumen/watt ratio) in order to improve its energy efficiency. Taking into account the rapid progress in this direction, Opti Smart optics were designed to allow fast technological updating: the rectangular optic modules which hold the LEDs can easily be replaced on installed products with new optic modules which in a few years may house much more efficient LEDs. This protects the investment made, providing a lighting system which will always maximize reductions in energy consumption.
The adjustment will also be possible thanks to the possibility of simply updating the driver firmware using the special USB Pen Profiler.



# Pole-mounted systems

Opti Smart

## Light pollution

Light pollution is a phenomenon mainly caused by upward light diffusion from luminaires with unscreened optics. iGuzzini luminaires equipped with Opti Smart systems only direct light towards roads used by vehicles and pavements or cycle paths at the side of roads, as required by European standards, in compliance with the most stringent regulations and laws against light pollution and at the same time allow energy-efficient use of artificial lighting.

## Graduated scale and blockage of the aim

The adjustability of the optical assembly allow the beam to be aimed on the area being illuminated, whilst the graduated scale and the blockage ensure the precision of the aiming position over time.

## Twilight photocell

The fitting s can be fitted, on request, with a sensor which switches the lighting on or off based on changes to the natural light.

## Voltage spikes

Overvoltages have become increasingly significant in recent years due the proliferation of increasingly sophisticated and sensitive electronic equipment in civil, commercial and industrial applications. The protection requirement employed by iGuzzini illuminazione against voltage spikes at 10kV between power supply conductors and grounding is used in devices for outdoor installation with medium exposure, thus allowing for an excellent reliability index of the product. The exposure levels are defined below:

**Low Exposure**
Areas with low lighting activity or small load switches.

**Medium Exposure**
Areas with mediumhigh lighting activity and/or significant load switches.

**High Exposure**
Areas with high lighting activities and electrical changes.

## Maintenance

The routine maintenance of many fitting can be performed with simple and quick tool-free operations, which ensure a considerable saving in resources.

Optical assembly opening

Automatic door lock

Removable plate

pinterest.com/iguzzini

# Albero

design Enzo Eusebi

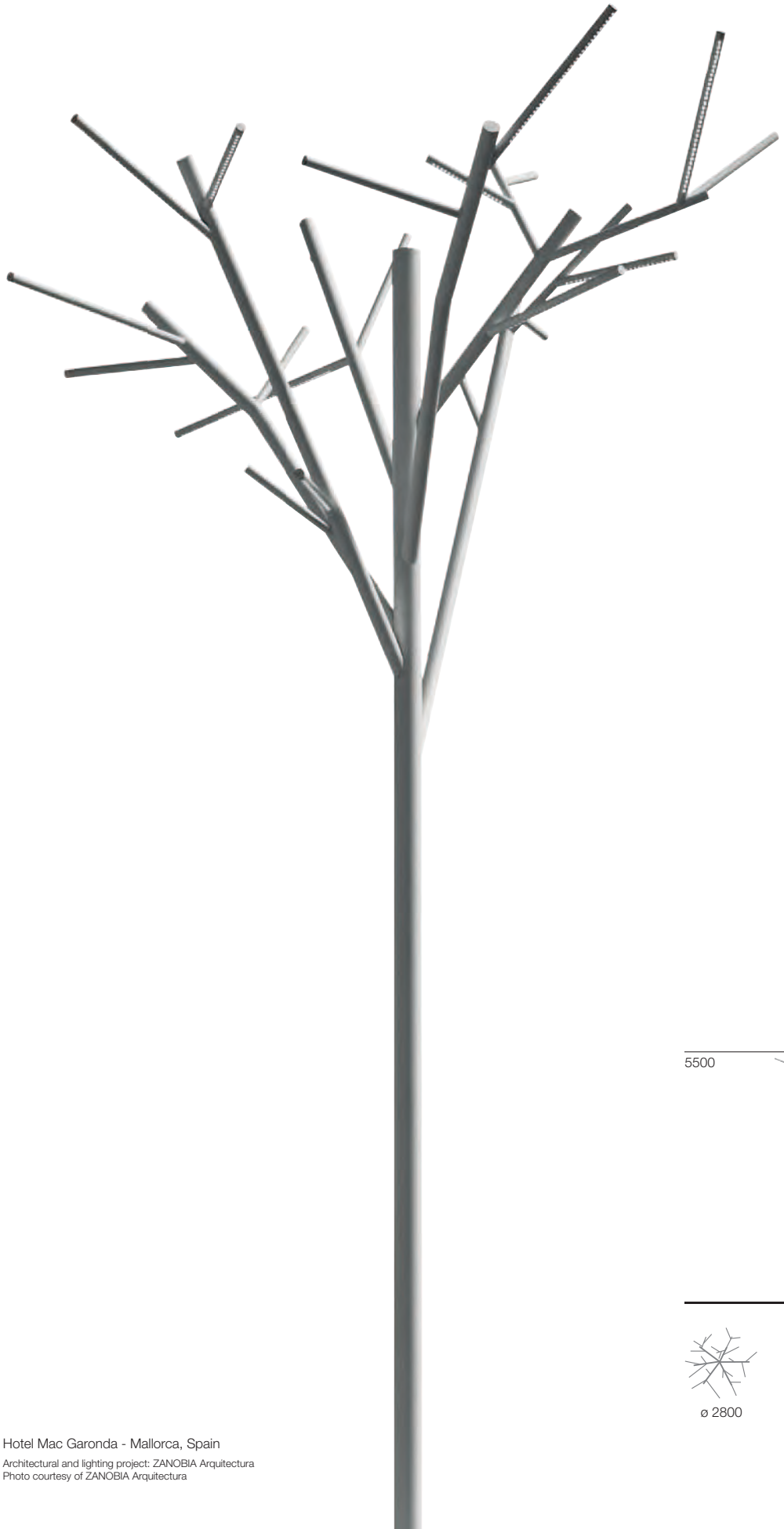

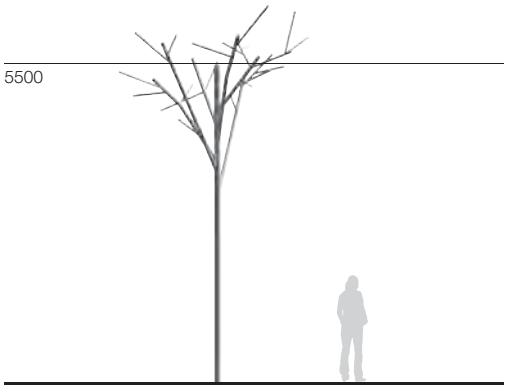




ø 2800

Hotel Mac Garonda - Mallorca, Spain

Architectural and lighting project: ZANOBIA Arquitectura
Photo courtesy of ZANOBIA Arquitectura

# Albero

01
WHITE

## Features

IP65 IK08

- Direct lighting system for use with LEDs.
- Fitting has a pole and arms (branches) housing the LEDs.
- Stainless steel pole H=5500 mm D=102 mm with white powder coating surface finish and external grounding system.
- Flush lid 220x45 mm.
- Buried versions and with plate (260x260 mm).
- Arms (branches) complete with LEDs in stainless steel tubular sections and painted white.
- Replaceable LED unit.
- Remote electronic power supply inserted in the lid.

## Standard configuration

The 21 arms of the system are configured as follows:
n° 12 L=400 mm with 5 W LED;
n° 7 L=600 mm with 7,5 W LED;
n° 2 L=800 mm with 10 W LED.

The number of branches that produce the light flow can, on request, be customised.





1mt=40 lux
2mt=35 lux
3mt=20 lux
4mt=15 lux
5mt=8 lux

| light source | W* | lm | optic | code colour |
|---|---|---|---|---|
| LED | **Complete with sunk pole** | | | |
| | 3000K - CRI 80 | | | |
| | **123 W** | **2550** | **SM** | **ADR0** 01 |
| | 4000K - CRI 80 | | | |
| | **123 W** | **2725** | **SM** | **ADR2** 01 |
| | **Complete of pole with plate** | | | |
| | 3000K - CRI 80 | | | |
| | **123 W** | **2550** | **SM** | **ADR1** 01 |
| | 4000K - CRI 80 | | | |
| | **123 W** | **2725** | **SM** | **ADR3** 01 |

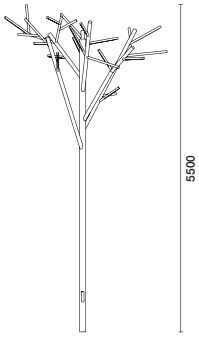


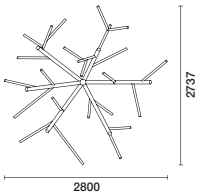


* Technical data may change with technological evolution.
For updated data please refer to our on-line catalogue.



Rue Bishop - Montreal, Canada
Photo: with kind permission from Sistemalux

pinterest.com/iguzzini

pinterest.com/iguzzini

# La Venaria

design Michele De Lucchi



ø 1411

The Palace of Venaria - Torino, Italy

Lighting project: aMDL - Michele De Lucchi
Photo: Paolo Carlini

# La Venaria

## Features

IP67 (IP64 component-holding box) IK07

- Lighting system for large urban areas for use with LED lamps.
- Fitting has an optical assembly and pole.
- Optical assembly and internal cover in painted fibreglass; optical assembly secured to the pole with painted steel tubular sections.
- Optical assembly consisting of neutral white monochromatic LEDs for general lighting.
- Replaceable LED unit.
- Electronic power supply housed inside the product.
- No photobiological risk. This luminaire is in the “Exempt Group” (no risk linked to infrared, blue light and UV radiation) in accordance with EN 62471:2008.
- Pole made of EN 10025-S235JR, 70 micron hot galvanized steel. It has a texturized acrylic powder coating surface finish and flush lid (200x100 mm) and ground anchoring plate. The pole is fitted with an internal grounding system, grounding lug, insert and screw.

## Optical system

The optical assembly consists of three light emission sectors that, thanks to the combination of optics and spots and medium, ensure for precise lighting solutions. The light distribution can be customised, on request, based on the installation requirements. The different inclination of the projectors, and therefore of the direction of the flow, guarantee uniform and homogenous lighting.



# La Venaria

15
GREY

## Standard configuration

The two standard configurations, symmetrical and asymmetrical, share exceptional light efficiency as well as lighting precision.

Asymmetrical light distribution

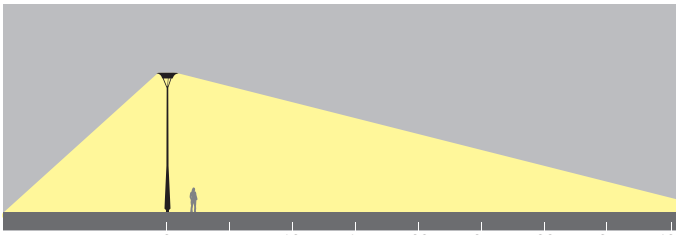

| m | 0 | 5 | 10 | 15 | 20 | 25 | 30 | 35 | 40 |
|---|---|---|---|---|---|---|---|---|---|
| lux | | 16 | 12 | 10 | 8 | 5 | 2,5 | 1,5 | 1 |



Symmetrical light distribution

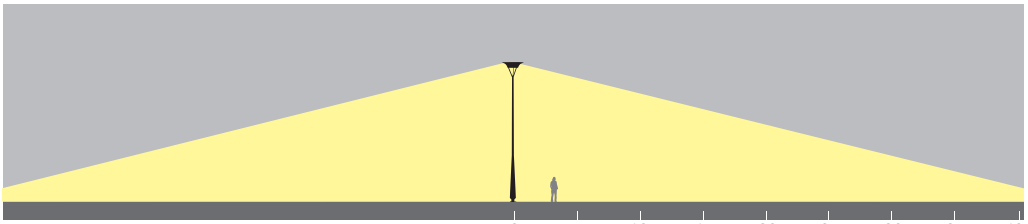

| m | 0 | 5 | 10 | 15 | 20 | 25 | 30 | 35 | 40 |
|---|---|---|---|---|---|---|---|---|---|
| lux | | 16 | 12 | 10 | 8 | 5 | 2,5 | 1,5 | 1 |



| light source | W | lm | optic | code colour |
|---|---|---|---|---|
| LED | 4000K - CRI 80 | | | |
| | **168 W** | **8620** | **A** | **AZ70** 15 |
| | **384 W** | **20290** | **SM** | **AEB0** 15 |

Complete of pole with plate

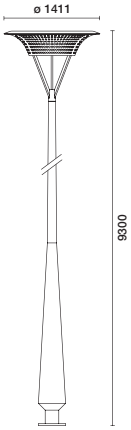

pinterest.com/iguzzini

# New Fiamma

design Michele De Lucchi



ø 506

Residenze Litta - Milan, Italy

Architectural and lighting project: AMDL
Photo: Marco Beck Peccoz

# New Fiamma

## Features

IP66 IK08

- Street lighting system for use with LEDs.
- Pole-top, pendant and wall-mounted installation.
- Die-cast aluminium optical assembly; arms made of hot galvanized tubular steel; internal diffuser made of opal polycarbonate with texture for a high uniformity of the light beam; external diffuser and external screen made of UV-ray stabilized clear polycarbonate; elements for suspension of optical assembly made of AISI 304 stainless steel: hot galvanized steel pole with power paint finish and customized attachment for coupling with the optical assembly.
- High visual comfort.
- High performance optics and uniform light distribution.
- DALI control gear.
- Compatible with telemanagement systems.
- Common mode surge protection up to 8KV.
- Replaceable LED unit.
- Replaceable driver unit and control gear.
- All external screws are in stainless steel.

## Versions

ceiling application

wall application

# New Fiamma

15
GREY

## Optic

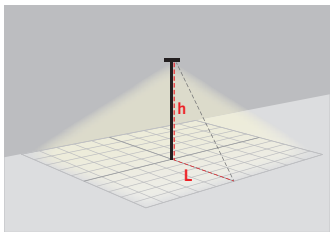


**d** = **L/h**
**h** = Installation height
**L** = Width of area to be lit

### SM - Symmetric optic

LED 52W
h = 5 / d = 2

new
Available for order

| light source | W | lm | optic | code colour |
|---|---|---|---|---|
| LED new 3000K - CRI 80 - DALI | | | | |
| | 52 W | 4380 | SM | **AET7** 15 |

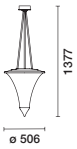


| light source | W | lm | optic | code colour |
|---|---|---|---|---|
| LED new 3000K - CRI 80 - DALI | | | | |
| | 52 W | 4380 | SM | **AET8** 15 |

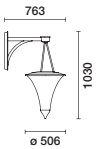


| light source | W | lm | optic | code colour |
|---|---|---|---|---|
| LED new 3000K - CRI 80 - DALI | | | | |
| | 52 W | 4380 | SM | **AET9** 15 |

pinterest.com/iguzzini

# Anello

design Marc Aurel



ø 900

Marescialle Leclerc Square - Poitiers, France

Lighting project: Marc Aurel
Urban project: Ateliers Lion&Associés
Landscape project: Ilex
Photo: Didier Boy de la Tour

# Anello

G16
ANTHRACITE GREY

## Features

IP55 IK10

- Street lighting system for use with LEDs.
- Fitting has an optical assembly and pole.
- Optical assembly consisting of: cast aluminium structure with powder coating; external screen in transparent methacrylate; pyramid-shaped internal decorative parts in black; optical assembly with monochromatic warm white LEDs for general lighting, and monochromatic neutral white LEDs for illuminating the decorative parts.
- Pole made of EN 10025-S235JR, 70 micron hot galvanized steel. It has a powder coating surface finish; conical shape (ø 110-70 mm) and a height of 3340 mm; complete with flush lid (200x75 mm) and ground anchoring plate (280x280 mm). The pole is fitted with an internal grounding system, grounding lug, insert and screw.
- Replaceable LED unit.
- Electronic power supply housed inside the product.
- Product supplied with outgoing cable.
- Upper fork in hot galvanized steel and powder coating complete with turned welded pole-top.

## Optic

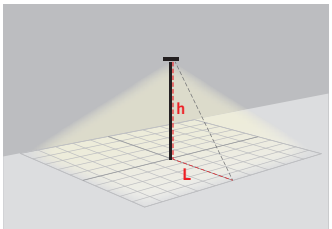


**d** = **L/h**
**h** = Installation height
**L** = Width of area to be lit

### SM - Symmetric optic

LED **Down light**
h = 3 / d = 1

Down light


Up/Down light

| light source | W | lm | optic | code colour |
|---|---|---|---|---|
| LED | **Down light** | | | |
| | 3000K - CRI 80 | | | |
| | **52 W** | **2800** | **SM** | **ABD3** G16 |
| | **Up/down light** | | | |
| | 3000K - CRI 80 | | | |
| | **60 W** | **3200** | **SM** | **ABM3** G16 |

Complete of pole with plate

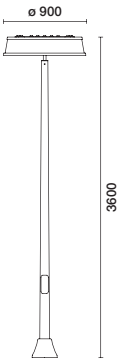


Marescialle Leclerc Square - Poitiers, France
Lighting project: Marc Aurel
Urban project: Ateliers Lion&Associés
Landscape project: Ilex
Photo: Didier Boy de la Tour

Technical data may change with technological evolution.
For updated data please refer to our on-line catalogue.

pinterest.com/iguzzini

pinterest.com/iguzzini

# UFO

design Piano design



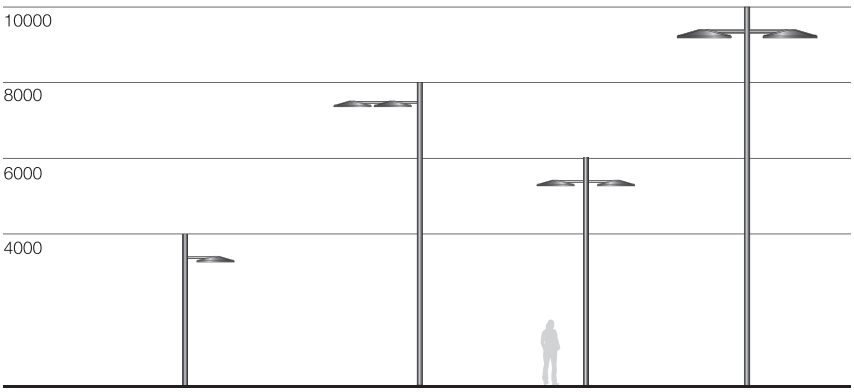




⌀ 423 ⌀ 634

Jardines de Pereda
Santander, Spain

Architectural project:
Renzo Piano Building Workshop
Landscaping Architect:
Fernando Caruncho & Asociados
Lighting project: Artec3
Photo: Luz y Arquitectura, Gala Martinez

# UFO

## Compositions

**Horizontal arms**
For installation of 1 optical assembly.



**Horizontal and transversal arms**
For installation of 2 optical assemblies.

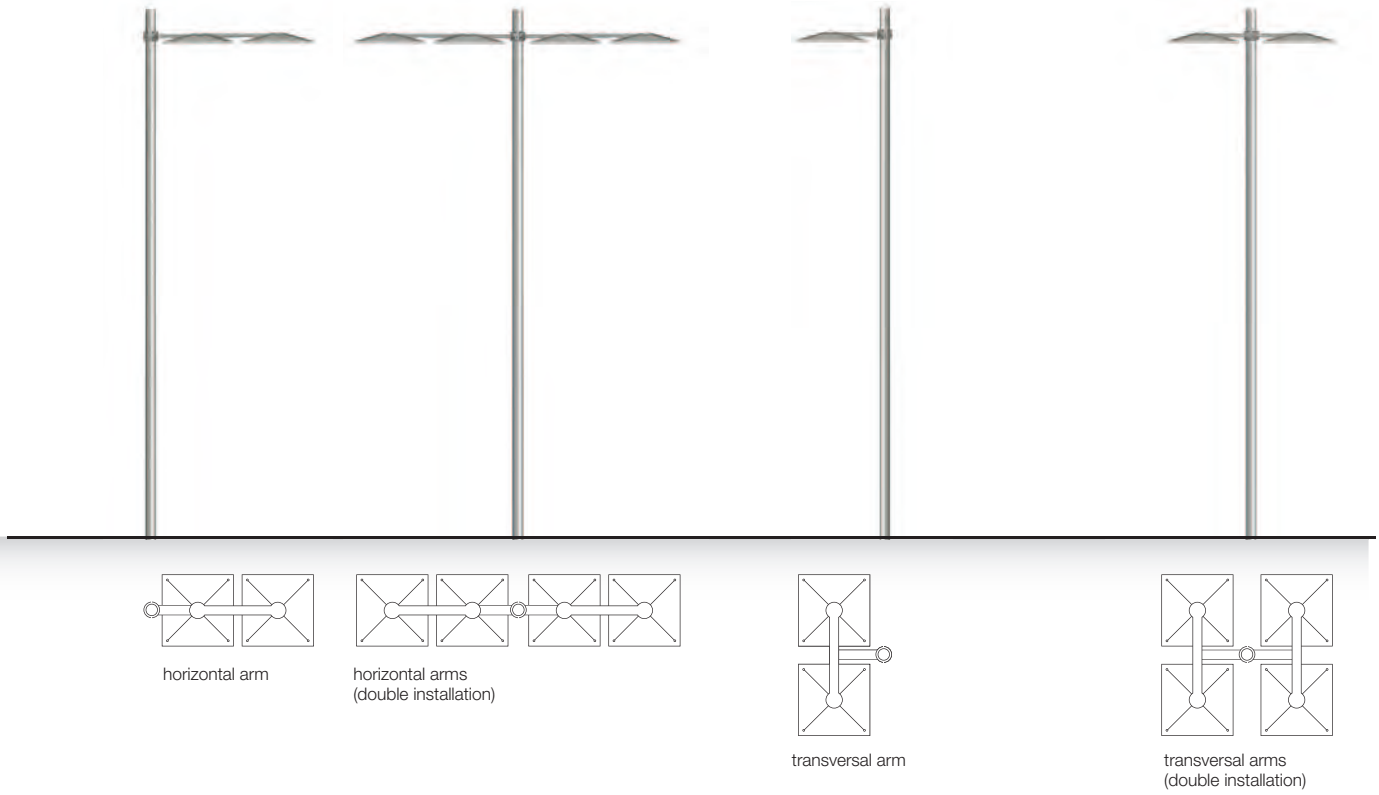

# UFO

## Features

IP66 IK07

- Street lighting system for use with LEDs.
- Installation with arms on poles with diameters ø 60/76/89/102/114/120 mm.
- Die-cast aluminium optical assembly; sodium-calcium sealing glass, 5 mm thick, or in opaline polycarbonate for versions with SC optic, siliconed to frame that closes the LED compartment with screws.
- Monochromatic LED power versions with reflectors in silver aluminium available with 5 different light distributions.
- No upward emission of the light flow.
- High visual comfort.
- High performance optics (Opti Smart) and uniform light distribution.
- No photobiological risk. This luminaire is in the “Exempt Group” (no risk linked to infrared, blue light and UV radiation) in accordance with EN 62471:2008.
- The luminaire has luminous flux emission fully programmable directly from the product driver.
- Road optics: the driver allows the use of 3 fixed profiles (1/2/3) and one variable profile (4) for different output lumen levels and different powers.
  **Profile 1 fixed** to 350mA
  **Profile 2 fixed** to 450mA
  **Profile 3 fixed** to 525mA
  **Profile 4 variable** to 350mA.
- Compatibility with Telemanagement systems thanks to “Power Supply”, dual-operation Flux regulator and “LED Driver DALI” (0-10V/1-10V) compatible with the systems on the market.
- Common mode surge protection up to 10KV.
- An active control system modifies the current intensity to preserve the luminous efficacy and the lifetime of the LEDs under any ambient temperature conditions.
- Replaceable LED unit.
- All external screws are in stainless steel.

OPTI SMART DALI

## Optical systems

Versions with Road and Asymmetrical **Opti Smart** optics have new generation optics which guarantee lighting efficiency, low consumption, reduced $CO_2$ emissions and excellent colour rendering. Street is ideal for urban and interurban areas with vehicular traffic. Asymmetric is for pedestrian urban areas and bicycle lanes.

Road/Asymmetric optic

Comfort Symmetric optic

The **Simmetrica Comfort,** optic, designed for pedestrian areas (Intensity Class G6), contributes to creating a comfortable environment with “soft” light similar to the effect achieved with indirect lighting.

LED

- **LED Single Chip**
- Colour stability **Mac Adam <4**
- Life 100000 h **L90 B10**
- Color temperature: Neutral white **4000K** Warm white **3000K**

## Energy saving

| lumen lm | LED | HIT/HST | | HME | |
|---|---|---|---|---|---|
| **3210** | 30W | 83W | 64% | 92W | 68% |

(4000K) LED energy saving compared with traditional lamps
The system life is calculated at Ambient Temperature (Ta) 25°C

# UFO

## ST / A optics

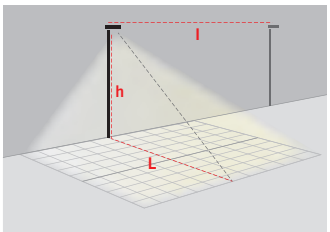


**d**= **L/h**
**h**= Installation height
**L**= Width of area to be lit
**l** = Spacing between poles

### ST - Road optics

LED

**ST1**
l = 4h / d = 1
**Intensity Class: G4**

**ST1.2**
l = 4h / d = 1,2
**Intensity Class: G4**

**ST1C**
l = 3,7h / d = 1
**Intensity Class: G6**

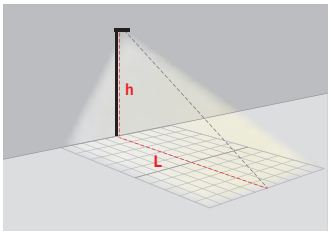


**d**= **L/h**
**h**= Installation height
**L**= Width of area to be lit

### A - Asymmetric optics

LED

**A60**
h = 7 / d = 2

**A45C**
h = 7 / d = 1,6

## SC optics

The driver of this version allows the use of 4 different profiles which correspond to different durations of the dimming period.

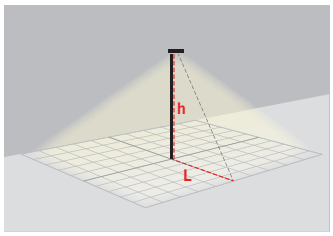


**d**= **L/h**
**h**= Installation height
**L**= Width of area to be lit

### SC - Comfort Symmetric optic

LED

h = 7 / d = 1
**Intensity Class G6**

**Profile 1 fixed** 100%
**Profile 2 variable** with flow reduction and midnight recognition (10h at 70%)
**Profile 3 variable** with flow reduction and midnight recognition (8h at 70%)
**Profile 4 variable** with flow reduction and midnight recognition (6h at 70%)

The profiles can also be customised further via USB by including, for example, midnight recognition or decreasing the output lumen levels in each profile.

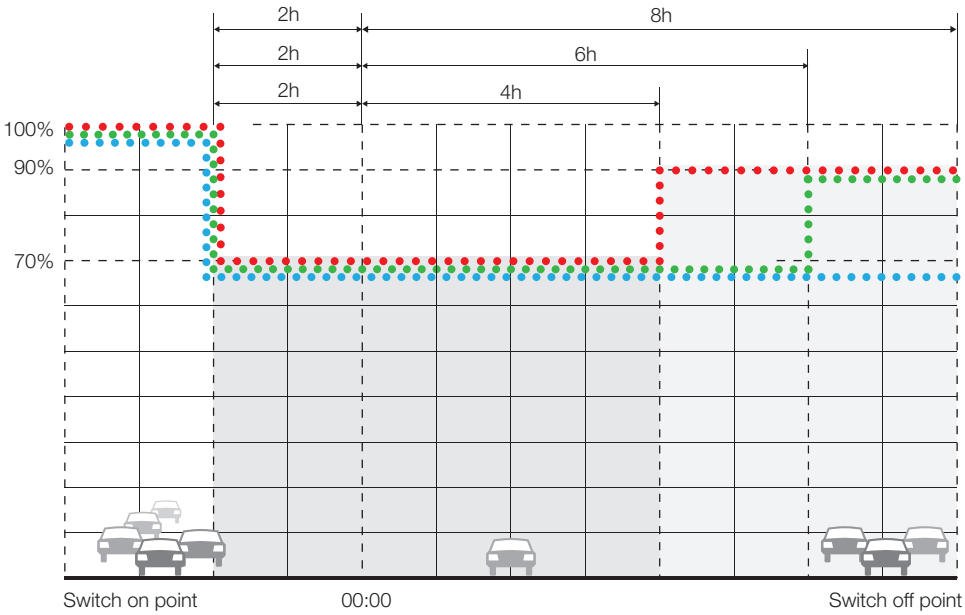


- Profile 2
- Profile 3
- Profile 4

# UFO

B5
GREY/WHITE

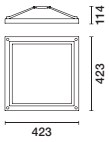


| light source | W min | W max | lm min | lm max | code colour |
|---|---|---|---|---|---|
| LED | **Multipower with midnight recognition** | | | | |
| 4000K - CRI 80 - **SC optic** | | | | | |
| | **36 W** | | **2400** | | ***BL03** B5 |
| 3000K - CRI 80 - **SC optic** | | | | | |
| | **36 W** | | **2190** | | ***BL02** B5 |
| 4000K - CRI 70 - **ST1optic** | | | | | |
| **30 W** | **42 W** | **3210** | **4280** | | **BL05** B5 |
| **38 W** | **52 W** | **4110** | **5350** | | **BL07** B5 |
| 3000K - CRI 70 - **ST1 optic** | | | | | |
| **30 W** | **42 W** | **2960** | **3940** | | **BL04** B5 |
| **38 W** | **52 W** | **3780** | **4920** | | **BL06** B5 |
| 4000K - CRI 70 - **ST1.2 optic** | | | | | |
| **39 W** | **52 W** | **4160** | **5350** | | **BL09** B5 |
| 3000K - CRI 70 - **ST1.2 optic** | | | | | |
| **39W** | **52 W** | **3820** | **4920** | | **BL08** B5 |
| 4000K - CRI 70 - **ST1C optic** | | | | | |
| **30 W** | **42 W** | **3030** | **4040** | | **BL13** B5 |
| **44 W** | **62 W** | **4550** | **6050** | | **BL15** B5 |
| 3000K - CRI 70 - **ST1C optic** | | | | | |
| **30 W** | **42 W** | **2790** | **3710** | | **BL12** B5 |
| **44 W** | **62 W** | **4180** | **5560** | | **BL14** B5 |
| 4000K - CRI 70 - **A60 optic** | | | | | |
| **44 W** | **62 W** | **4770** | **6340** | | **BL11** B5 |
| 3000K - CRI 70 - **A60 optic** | | | | | |
| **44 W** | **62 W** | **4380** | **5830** | | **BL10** B5 |
| 4000K - CRI 70 - **A45C optic** | | | | | |
| **44 W** | **62 W** | **4440** | **5900** | | **BL17** B5 |
| 3000K - CRI 70 - **A45C optic** | | | | | |
| **44 W** | **62 W** | **4080** | **5420** | | **BL16** B5 |

* IK08

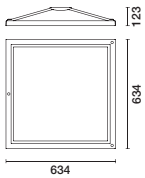


| light source | W min | W max | lm min | lm max | code colour |
|---|---|---|---|---|---|
| LED | **Multipower with midnight recognition** | | | | |
| 4000K - CRI 80 - **SC optic** | | | | | |
| | **56 W** | | **4300** | | ***BL19** B5 |
| 3000K - CRI 80 - **SC optic** | | | | | |
| | **56 W** | | **3920** | | ***BL18** B5 |

* IK08

The output lumen and power value of the systems refer to the Profiles with the greatest light efficiency (Profiles 1-4) and to the profile with maximum output flux (Profile 3). The values of other profiles can be consulted in the online catalogue:"http://products.iguzzini.com"

accessories

| | code | colour |
|---|---|---|
| USB pen profiler<br>Complete with cable and battery | **BZX1** | 04 |

## installation with arms

**horizontal arm for installing 1 assembly**

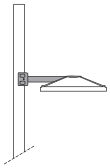

| length | ø pole | code colour |
|---|---|---|
| 398 | 76 | **BZP3** 15 |
| 411 | 102 | **BZP5** 15 |
| for small optical assembly | | |
| 538 | 76 | **BZP4** 15 |
| 552 | 102 | **BZP6** 15 |
| 562 | 120 | **BZP7** 15 |
| for large optical assembly | | |

The counter flange must be ordered, to secure the arm to the pole.

**horizontal arm for installing 2 assemblies**

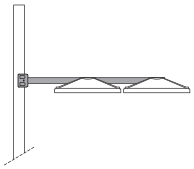

| | | |
|---|---|---|
| 840 | 102 | **BZU5** 15 |
| for small optical assembly | | |
| 1196 | 102 | **BZP8** 15 |
| 1206 | 120 | **BZP9** 15 |
| for large optical assembly | | |

The counter flange must be ordered, to secure the arm to the pole.

**transversal arm for installing 2 assemblies**

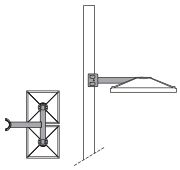

| | | |
|---|---|---|
| 411 | 102 | **BZU6** 15 |
| for small optical assembly | | |
| 552 | 102 | **BZQ0** 15 |
| 562 | 120 | **BZQ1** 15 |
| for large optical assembly | | |

The counter flange must be ordered, to secure the arm to the pole.

**counter flange**

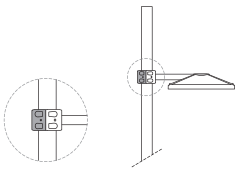

| ø pole | code colour |
|---|---|
| 76 | **BZQ2** 15 |
| 102 | **6161** 15 |
| 120 | **6162** 15 |

To be ordered to secure the arm to the pole.
Not required when installing two opposite arms.

**adaptor for flange**

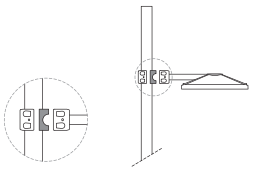

| | |
|---|---|
| 60 (76) | **BZQ3** 15 |
| 89 (102) | **6163** 15 |
| 114 (120) | **6164** 15 |

For installing arm on poles with a diameter of ø 60 - ø 89 - ø 114 mm.

**wall attachment**

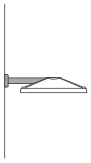

for small optical assembly **BZW4** 15

Technical data may change with technological evolution.
For updated data please refer to our on-line catalogue.

# UFO

## cylindrical poles for 1 optical assembly

| | h off-ground | ø pole | ø shank | code colour |
|---|---|---|---|---|
| buried | 4000 | 76 | | **1271** 15 |
| | 5000 | 102 | | **1205** 15 |
| | 6000 | 102 | 76 | **1518** 15 |
| | 7000 | 120 | 102 | **1519** 15 |
| with plate | 4000 | 76 | | **1272** 15 |
| | 5000 | 102 | | **1344** 15 |
| | 6000 | 120 | 102 | **1521** 15 |
| | 7000 | 120 | 102 | **1522** 15 |

## accessory for poles with shank

| | ø pole | code colour |
|---|---|---|
| end cap | 102 (shank ø 76) | **BZM6** 15 |
| | 120 (shank ø 102) | **BZM7** 15 |

## cylindrical poles for compositions of 2 optical assemblies

| | h off-ground | ø pole | code colour |
|---|---|---|---|
| buried | 6000 | 102 | **1542** 15 |
| | 7000 | 102 | **1543** 15 |
| with plate | 6000 | 159/102 | **1597** 15 |
| | 7000 | 159/102 | **1598** 15 |



## cylindrical poles for compositions of 4 optical assemblies

| | h off-ground | ø pole | code colour |
|---|---|---|---|
| buried | 8000 | 127/102 | **1544** 15 |
| | 9000 | 194/120 | **1545** 15 |
| | 10000 | 194/120 | **1546** 15 |
| | 12000 | 194/120 | **1552** 15 |
| with plate | 8000 | 159/102 | **1599** 15 |
| | 9000 | 194/120 | **1547** 15 |
| | 10000 | 194/120 | **1548** 15 |
| | 12000 | 194/120 | **1554** 15 |

The technical specifications of the poles are presented on page 457.
Fixing plate with anchor bolts to be ordered separately (page 465).

Tramway Station - Scandicci, Italy
Architectural project: Rogers Stirk Habour + Partners - Photo: Giuseppe Saluzzi

pinterest.com/iguzzini
LIBRERIA

pinterest.com/iguzzini

# Crown

design Michele De Lucchi

reddot



Road / Asymmetric optic

Symmetric / Elliptical optic

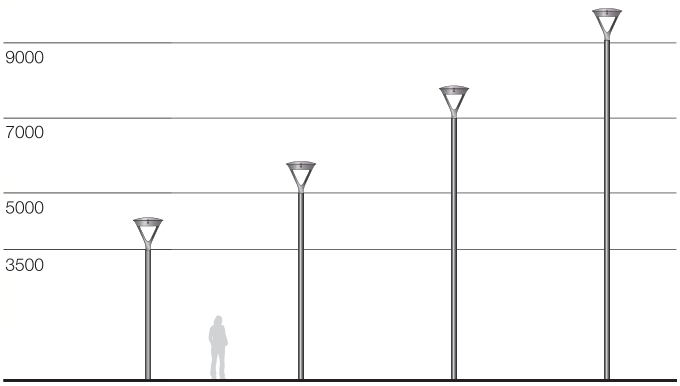




ø 664

Piazza IV Novembre
Sesto Fiorentino, Italy

Architectural and
lighting project: Studio A
Eng. Antonelli Roberto
Photo: Mario Tordini

# Crown

## Features

IP66 IK10

- Street lighting systems for use with LEDs.
- Die-cast aluminium optical assembly, lid and arms; tempered sodium-calcium sealing glass, thickness 5 mm.
- No upward emission of the light flow.
- High visual comfort.
- High performance optics (Opti Smart) and uniform light distribution.
- No photobiological risk. This luminaire is in the "Exempt Group" (no risk linked to infrared, blue light and UV radiation) in accordance with EN 62471:2008.
- The luminaire has luminous flux emission fully programmable directly from the product driver.
- The driver allows the use of 3 fixed profiles (1/2/3) and one variable profile (4) for different output lumen levels and different powers.
  **Profile 1 fixed** to 375mA
  **Profile 2 fixed** to 450mA
  **Profile 3 fixed** to 525mA
  **Profile 4 variable** to 350mA
- Compatibility with Telemanagement systems thanks to "Power Supply", dual-operation Flux regulator and "LED Driver DALI" (0-10V/1-10V) compatible with the systems on the market.
- Pole-top installation on poles with ending part ø 76 mm. An adaptor is available for installation on poles with a diameter from ø 60 to ø 120 mm.
- All external screws are in stainless steel.

Tool-free optical assembly opening

Automatic door lock

Twilight photocell

Disconnecting switch

Decompression valve

## Optics

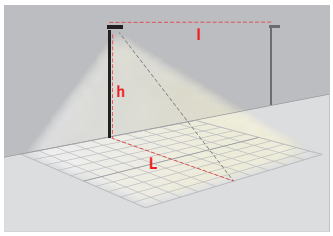


**d** = **L/h**
**h** = Installation height
**L** = Width of area to be lit
**l** = Spacing between poles

### ST - Road optics

LED

**ST1**
l = 4h / d = 1
**Intensity Class: G4**

**ST1.2**
l = 4h / d = 1,2
**Intensity Class: G4**

**ST1C**
l = 3,7h / d = 1
**Intensity Class: G6**

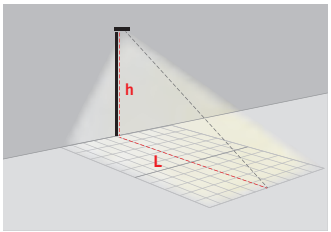


**d** = **L/h**
**h** = Installation height
**L** = Width of area to be lit

### A - Asymmetric optics

LED

**A60**
h = 7 / d = 2

**A45C**
h = 7 / d = 1,6

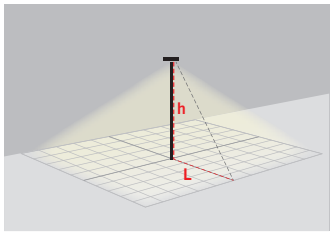


**d** = **L/h**
**h** = Installation height
**L** = Width of area to be lit

### Symmetric optic

LED

h = 7 / d = 2

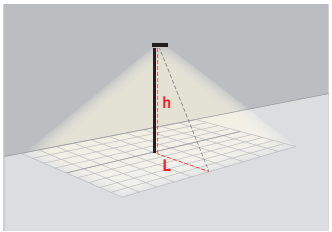


**d** = **L/h**
**h** = Installation height
**L** = Width of area to be lit

### E - Elliptical optic

LED

h = 6 / d = 1,5

## LED

- **LED Single Chip**
- Colour stability **Mac Adam <3**
- Life 100000 h **L80 B10**
- Color temperature: Neutral white **4000K** Warm white **3000K**

## Energy saving

| lumen lm | LED | HIT/HST | | HME | |
|---|---|---|---|---|---|
| **2910** | 30W | 83W | 64% | 92W | 67% |
| **5200** | 53W | 119W | 55% | 142W | 63% |

(4000K) LED energy saving compared with traditional lamps
The system life is calculated at Ambient Temperature (Ta) 25°C

# Crown

15
GREY

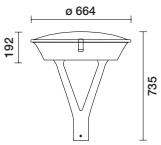


| light source | W min | W max | lm min | lm max | code colour |
|---|---|---|---|---|---|
| LED | **Asymmetrical optical assembly** | | | | |
| | **Multipower with midnight recognition** | | | | |
| | 4000K - CRI 70 - **ST1 optic** | | | | |
| | **30 W** | **42 W** | **2910** | **3850** | **BM27** 15 |
| | **53 W** | **72 W** | **5200** | **6690** | **BM28** 15 |
| | 3000K - CRI 70 - **ST1 optic** | | | | |
| | **30 W** | **42 W** | **2680** | **3540** | **BP62** 15 |
| | **53 W** | **72 W** | **4780** | **6150** | **BP63** 15 |
| | 4000K - CRI 70 - **ST1.2 optic** | | | | |
| | **60 W** | **81 W** | **6000** | **7620** | **BM29** 15 |
| | 3000K - CRI 70 - **ST1.2 optic** | | | | |
| | **60 W** | **81 W** | **5520** | **7000** | **BP64** 15 |
| | 4000K - CRI 70 - **ST1C optic** | | | | |
| | **58 W** | **81 W** | **5660** | **7430** | **BM30** 15 |
| | 3000K - CRI 70 - **ST1C optic** | | | | |
| | **58 W** | **81 W** | **5210** | **6830** | **BP65** 15 |
| | 4000K - CRI 70 - **A60 optic** | | | | |
| | **72 W** | **101 W** | **7710** | **10050** | **BM31** 15 |
| | 3000K - CRI 70 - **A60 optic** | | | | |
| | **72 W** | **101 W** | **7090** | **9250** | **BP66** 15 |
| | 4000K - CRI 70 - **A45C optic** | | | | |
| | **72 W** | **101 W** | **7160** | **9340** | **BM32** 15 |
| | 3000K - CRI 70 - **A45C optic** | | | | |
| | **72 W** | **101 W** | **6580** | **8580** | **BP67** 15 |

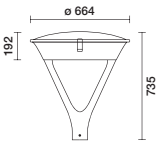


| light source | W min | W max | lm min | lm max | code colour |
|---|---|---|---|---|---|
| LED | **Symmetrical optical assembly** | | | | |
| | **Multipower with midnight recognition** | | | | |
| | 4000K - CRI 70 - **E optic** | | | | |
| | **30 W** | **42 W** | **2800** | **3700** | **BM34** 15 |
| | 3000K - CRI 70 - **E optic** | | | | |
| | **30 W** | **42 W** | **2580** | **3410** | **BP69** 15 |
| | 4000K - CRI 70 - **SM optic** | | | | |
| | **58 W** | **81 W** | **5740** | **7520** | **BM33** 15 |
| | 3000K - CRI 70 - **SM optic** | | | | |
| | **58 W** | **81 W** | **5280** | **6920** | **BP68** 15 |

The output lumen and power value of the systems refer to the Profiles with the greatest light efficiency (Profiles 1-4) and to the profile with maximum output flux (Profile 3). The values of other profiles can be consulted in the online catalogue:"http://products.iguzzini.com"

| | code | colour |
|---|---|---|
| USB pen profiler<br>Complete with cable and battery | **BZX1** | 04 |

## cylindrical poles

| | h off-ground | ø pole | ø shank | code colour |
|---|---|---|---|---|
| buried | 3500 | 102 | | **1203** 15 |
| | 5000 | 102 | | **1205** 15 |
| | 6000 | 102 | 76 | **1518** 15 |
| | 7000 | 120 | 102 | **1519** 15 |
| | 8000 | 120 | 102 | **1520** 15 |
| with plate | 5000 | 102 | | **1344** 15 |
| | 6000 | 120 | 102 | **1521** 15 |
| | 7000 | 120 | 102 | **1522** 15 |
| | 8000 | 120 | 102 | **1523** 15 |

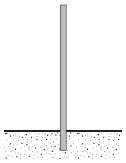

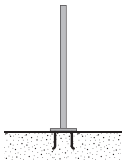

The technical specifications of the poles are presented on page 457.
Fixing plate with anchor bolts to be ordered separately (page 465).

| | | code colour |
|---|---|---|
| adapter for pole | from ø 102 to ø 76 | **6134** 15 |
| | from ø 60 to ø 76 | **6152** 15 |

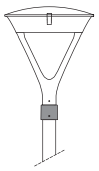

## conical poles

| | h off-ground | ø pole | code colour |
|---|---|---|---|
| buried | 4000 | 106-60 | **1275** 15 |
| | 7000 | 138-60 | **1281** 15 |
| | 9000 | 158-60 | **1282** 15 |
| with plate | 4000 | 100-60 | **1278** 15 |
| | 7000 | 130-60 | **1283** 15 |
| | 9000 | 150-60 | **1284** 15 |

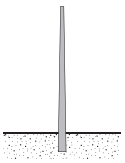

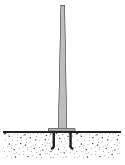

# New Twilight

Twilight Joburg

Twilight Bilbao

Twilight Canberra

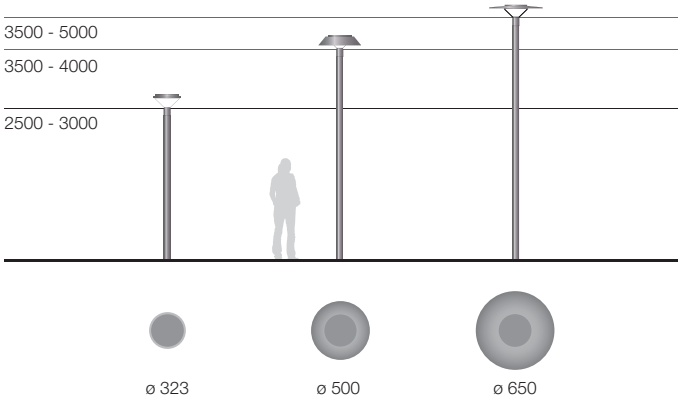

# New Twilight

## Features

IP66 IK10

- Street lighting system for use with LEDs.
- Die-cast aluminium optical assembly; PMMA protection diffuser, 3-mm thickness; superpure anodized alluminium upper reflector, methacrylate lens and metallised PMMA lower reflector.
- No upward emission of light flux in Bilbao version.
- High visual comfort.
- No photobiological risk.

This luminaire is in the “Exempt Group” (no risk linked to infrared, blue light and UV radiation) in accordance with EN 62471:2008.

- DALI versions compatible with telemanagement systems and Midnight versions.
- Installation on poles with end cap ø 60 o ø76 mm.
- All external screws are in stainless steel.

DALI

## Optics

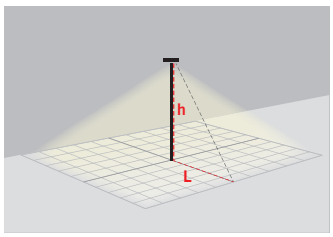


**d**= **L/h**
**h**= Installation height
**L**= Width of area to be lit

### SM - Symmetric optics

LED h = 4 / d = 2

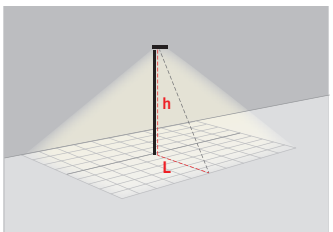


**d**= **L/h**
**h**= Installation height
**L**= Width of area to be lit

### E - Elliptical optic

LED h = 4 / d = 1,5

## LED

- **LED Single Chip**
- Colour stability **Mac Adam <5**
- Life 100000 h **L80 B20**
- Color temperature: Neutral white **4000K** Warm white **3000K**

## Energy saving

| lumen lm | LED | HIT/HST | | HME | |
|---|---|---|---|---|---|
| **2290** | 20W | 63W | 68% | 92W | 78% |
| **3530** | 31W | 83W | 65% | 142W | 78% |

(4000K) LED energy saving compared with traditional lamps
The system life is calculated at Ambient Temperature (Ta) 25°C

# New Twilight

## Light distribution

**Twilight Joburg**
Replacing a fixture equipped with a traditional light source does not mean to install an equivalent LED fixture. It means to renovate the idea of the lighting fixture in its setting. This is Twilight Joburg: a simple, yet brilliant opportunity for an aesthetic and energy upgrade.



**Twilight Bilbao**
A conical screen allows for completely eliminating the upward emission in places where strict regulations on lighting pollution and energy saving apply. Twilight Bilbao becomes a urban “abat-jour” in order to convert urban spaces into urban lounges.

**Twilight Canberra**
A flat, high static load-resistant disc that increases perceived volume and keeps the product looking as light as if it were floating in space. This guarantees light pollution monitoring and optimal semi-cylindrical distribution that is fundamental for making people visible and guaranteeing their real and psychological safety. Twilight Canberra is a versatile instrument that meets all the needs of the most common urban requirements.



# New Twilight

15
GREY

## Joburg

new
Available for order

| light source | W | lm | optic | code colour |
|---|---|---|---|---|
| LED new 4000K - CRI 70 | | | | |
| | 20 W | 2290 | SM | BY76 15 |
| | 20 W | 2190 | E | BY78 15 |
| | 31 W | 3660 | SM | BY88 15 |
| | 31 W | 3530 | E | BY90 15 |
| 4000K - CRI 70 - DALI | | | | |
| | 21 W | 2290 | SM | E000 15 |
| | 21 W | 2190 | E | E002 15 |
| | 32 W | 3660 | SM | E012 15 |
| | 32 W | 3530 | E | E014 15 |
| 4000K - CRI 70 - Midnight | | | | |
| | 21 W | 2290 | SM | E024 15 |
| | 21 W | 2190 | E | E026 15 |
| | 31 W | 3460 | SM | E036 15 |
| | 31 W | 3340 | E | E038 15 |
| 3000K - CRI 70 | | | | |
| | 20 W | 2220 | SM | BY77 15 |
| | 20 W | 2120 | E | BY79 15 |
| | 31 W | 3540 | SM | BY89 15 |
| | 31 W | 3420 | E | BY91 15 |
| 3000K - CRI 70 - DALI | | | | |
| | 21 W | 2220 | SM | E001 15 |
| | 21 W | 2120 | E | E003 15 |
| | 32 W | 3540 | SM | E013 15 |
| | 32 W | 3420 | E | E015 15 |
| 3000K - CRI 70 - Midnight | | | | |
| | 21 W | 2220 | SM | E025 15 |
| | 21 W | 2120 | E | E027 15 |
| | 31 W | 3350 | SM | E037 15 |
| | 31 W | 3230 | E | E039 15 |

## Bilbao

new
Available for order

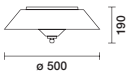


| light source | W | lm | optic | code colour |
|---|---|---|---|---|
| LED new 4000K - CRI 70 | | | | |
| | 20 W | 2080 | SM | BY80 15 |
| | 20 W | 1970 | E | BY82 15 |
| | 31 W | 3260 | SM | BY92 15 |
| | 31 W | 3170 | E | BY94 15 |
| 4000K - CRI 70 - DALI | | | | |
| | 21 W | 2080 | SM | E004 15 |
| | 21 W | 1970 | E | E006 15 |
| | 32 W | 3260 | SM | E016 15 |
| | 32 W | 3170 | E | E018 15 |
| 4000K - CRI 70 - Midnight | | | | |
| | 21 W | 2080 | SM | E028 15 |
| | 21 W | 1970 | E | E030 15 |
| | 31 W | 3090 | SM | E040 15 |
| | 31 W | 3000 | E | E042 15 |
| 3000K - CRI 70 | | | | |
| | 20 W | 2010 | SM | BY81 15 |
| | 20 W | 1910 | E | BY83 15 |
| | 31 W | 3160 | SM | BY93 15 |
| | 31 W | 3070 | E | BY95 15 |
| 3000K - CRI 70 - DALI | | | | |
| | 21 W | 2010 | SM | E005 15 |
| | 21 W | 1910 | E | E007 15 |
| | 32 W | 3160 | SM | E017 15 |
| | 32 W | 3070 | E | E019 15 |
| 3000K - CRI 70 - Midnight | | | | |
| | 21 W | 2010 | SM | E029 15 |
| | 21 W | 1910 | E | E031 15 |
| | 31 W | 2990 | SM | E041 15 |
| | 31 W | 2910 | E | E043 15 |

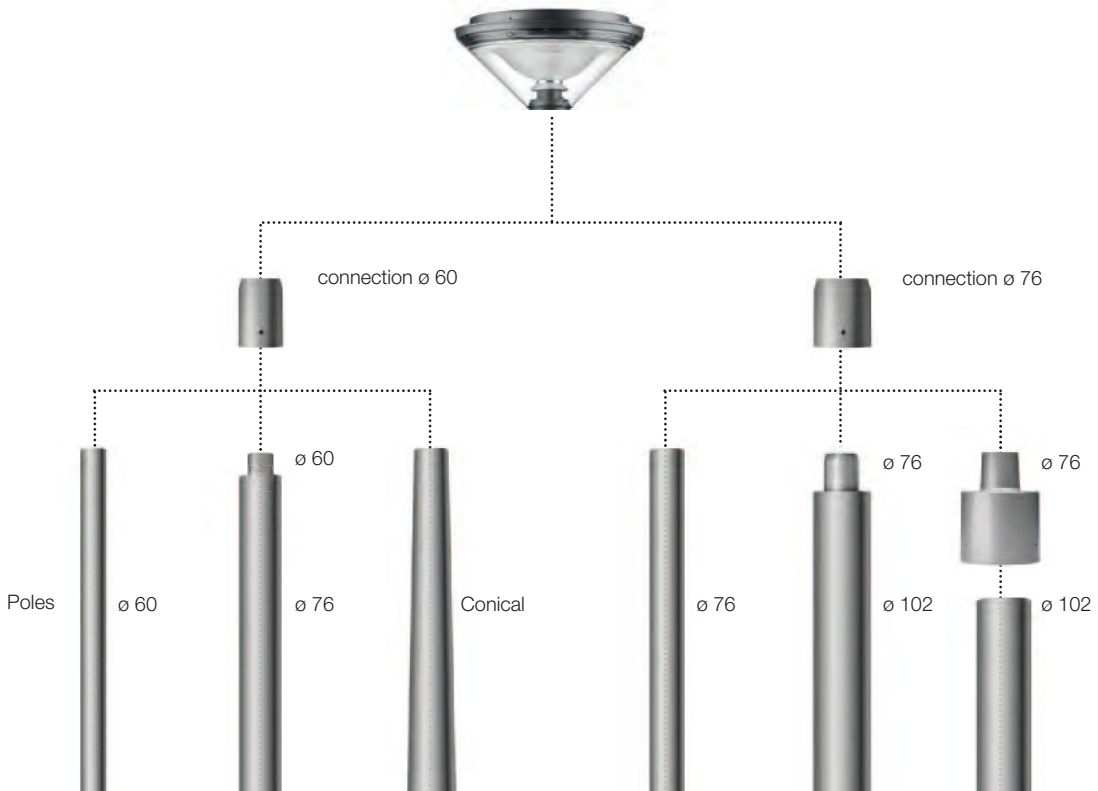

# New Twilight

15
GREY

## Canberra

new
Available for order

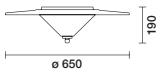


| light source | W | lm | optic | code colour |
|---|---|---|---|---|
| LED new | 4000K - CRI 70 | | | |
| | 20 W | 2270 | SM | **BY84** 15 |
| | 20 W | 2160 | E | **BY86** 15 |
| | 31 W | 3570 | SM | **BY96** 15 |
| | 31 W | 3480 | E | **BY98** 15 |
| | 4000K - CRI 70 - DALI | | | |
| | 21 W | 2270 | SM | **E008** 15 |
| | 21 W | 2160 | E | **E010** 15 |
| | 32 W | 3570 | SM | **E020** 15 |
| | 32 W | 3480 | E | **E022** 15 |
| | 4000K - CRI 70 - Midnight | | | |
| | 21 W | 2270 | SM | **E032** 15 |
| | 21 W | 2160 | E | **E034** 15 |
| | 31 W | 3380 | SM | **E044** 15 |
| | 31 W | 3290 | E | **E046** 15 |
| | 3000K - CRI 70 | | | |
| | 20 W | 2200 | SM | **BY85** 15 |
| | 20 W | 2090 | E | **BY87** 15 |
| | 31 W | 3460 | SM | **BY97** 15 |
| | 31 W | 3370 | E | **BY99** 15 |
| | 3000K - CRI 70 - DALI | | | |
| | 21 W | 2200 | SM | **E009** 15 |
| | 21 W | 2090 | E | **E011** 15 |
| | 32 W | 3460 | SM | **E021** 15 |
| | 32 W | 3370 | E | **E023** 15 |
| | 3000K - CRI 70 - Midnight | | | |
| | 21 W | 2200 | SM | **E033** 15 |
| | 21 W | 2090 | E | **E035** 15 |
| | 31 W | 3270 | SM | **E045** 15 |
| | 31 W | 3190 | E | **E047** 15 |

### installation systems and components

| | code | colour |
|---|---|---|
| Adapter needed for pole installation<br>To be ordered with optical assembly | | |
| for ending part ø 60 | **X102** | 15 |
| for ending part ø 76 | **X126** | 15 |
| Adapter for pole from ø 102 to ø 76 | **6134** | 15 |
| 2-way connector with 2-pin terminal board IP68<br>Suitable for cables 2x2,5 mm² | **BZK6** | 00 |

### cylindrical poles

| | h off-ground | ø pole | ø shank | code colour |
|---|---|---|---|---|
| buried | 2500 | 60 | | **E062** 15 |
| | 3500 | 60 | | **E063** 15 |
| | 4000 | 76 | 60 | **E064** 15 |
| | 4000 | 76 | | **1271** 15 |
| | 5000 | 102 | | **1205** 15 |
| | 6000 | 102 | | **1542** 15 |
| with plate | 4000 | 76 | | **1272** 15 |
| | 5000 | 102 | | **1344** 15 |

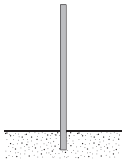

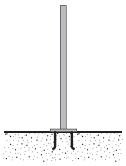

### conical poles

| | h off-ground | ø pole | code colour |
|---|---|---|---|
| buried | 4000 | 106-60 | **1275** 15 |
| with plate | 4000 | 100-60 | **1278** 15 |

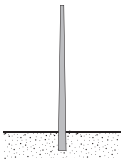

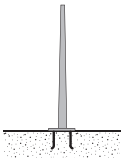

The technical specifications of the poles are presented on page 457

pinterest.com/iguzzini

# iRoll 65

design Artec3 Studio, Aldayjover

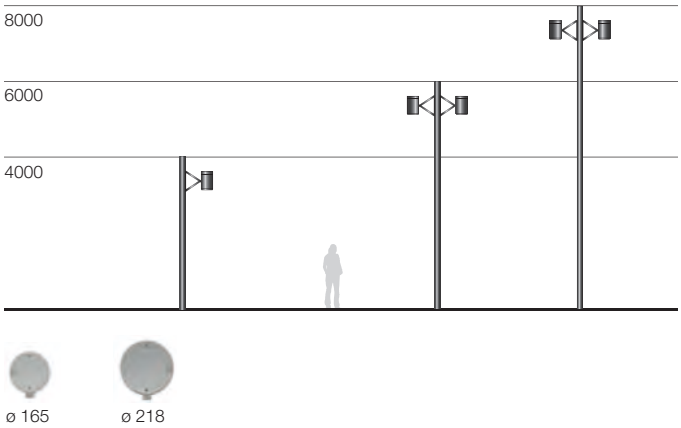


Milan Expo 2015 - Milan, Italy

iGuzzini illuminazione official Technical Partner of Enel on the Lighting Solutions for Expo 2015
Photo: Cristian Fattinnanzi

# iRoll 65

## Features

IP65 IK07

- Street lighting system for use with LEDs.
- Cast aluminium optical assembly, frame and arms; transparent tempered sodium-calcium sealing glass, 4 mm thick, siliconed to frame; internal silicone watertight gaskets; steel retention cables between lower frame and optical assembly and between optical assembly and upper base.
- Superpure aluminium reflector.
- No upward emission of the light flow.
- High visual comfort.
- No photobiological risk. This luminaire is in the “Exempt Group” (no risk linked to infrared, blue light and UV radiation) in accordance with EN 62471:2008.
- All external screws are in A2 stainless steel.

## Optics

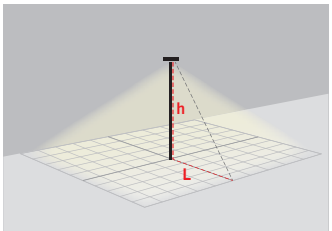


**d**= **L/h**
**h**= Installation height
**L**= Width of area to be lit

### SM - Symmetric optic

LED

l = 3,2h / d = 0,8

## Versions

iRoll is also available in ceiling and wall version. See page 679 for the complete range.

Ceiling-mounted

Wall-mounted down light

Wall-mounted up/down light

## LED

- LED **Single Chip**
- Colour stability **Mac Adam <3**
- Life 50000 h **L80 B10**
- Color temperature: Neutral white **4000K** Warm white **3000K**

## Energy saving

| lumen lm | LED | HIT | | HME | |
|---|---|---|---|---|---|
| **2400** | 28W | 35W | 20% | 83W | 66% |
| **2520** | 41W | 50W | 18% | 92W | 55% |

(4000K) LED energy saving compared with traditional lamps
The system life is calculated at Ambient Temperature (Ta) 25°C

# iRoll 65

15
GREY

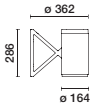


| light source | W | lm | optic | code colour |
|---|---|---|---|---|
| LED | 4000K - CRI 80 | | | |
| | **28 W** | **2400** | **SM** | **BI45** 15 |
| | 3000K - CRI 80 | | | |
| | **28 W** | **1360** | **SM** | **BI46** 15 |

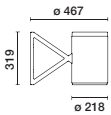


| light source | W* | lm | optic | code colour |
|---|---|---|---|---|
| LED | 4000K - CRI 80 | | | |
| | **41 W** | **2520** | **SM** | **BI49** 15 |
| | 3000K - CRI 80 | | | |
| | **41 W** | **2470** | **SM** | **BI50** 15 |

## accessories

| | ø 164 code | ø 164 colour | ø 218 code | ø 218 colour |
|---|---|---|---|---|
| Refractor for elliptical distribution | **BZ01** for BI45-BI46 | 24 | **4492** for BI49-BI50 | 24 |
| Diffusing glass | **BZ02** | 65 | **4493** | 65 |
| Connector IP68 | **BZH0** | 00 | **BZH0** | 00 |
| Installation kit for cylindrical non perforated poles with ø 60 mm to ø 120 mm | **BZQ4** | 00 | **BZQ4** | 00 |

## cylindrical poles

buried

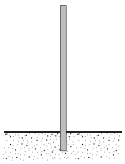

| h off-ground | ø pole | ø shank | code colour |
|---|---|---|---|
| 4000 | 76 | | **2510** 15 |
| 5000 | 102 | | **2512** 15 |
| 6000 | 102 | 76 | **2514** 15 |
| 6000 | 120 | 102 | **2516** 15 |
| 6000 | 159/102 | 76 | **2517** 15 |
| 7000 | 120 | 102 | **2518** 15 |
| 7000 | 120 | 102 | **2520** 15 |
| 7000 | 159/102 | 76 | **2521** 15 |

The poles are drilled for the installation of the optical assemblies.
The technical specifications of the poles are presented on page 457.

## accessory for poles with shank

end cap

| ø pole | code colour |
|---|---|
| 102 (shank ø 76) | **BZM6** 15 |
| 120 (shank ø 102) | **BZM7** 15 |

pinterest.com/iguzzini

# iTeka

design Mario Cucinella



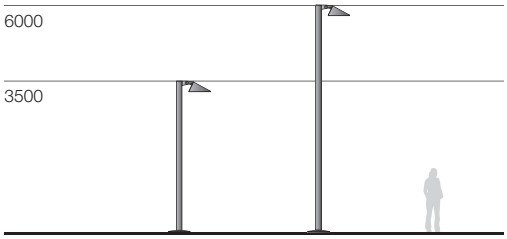

195x270

Le Albere - Trento, Italy

Architectural and lighting project:
Renzo Piano Building Workshop
Photo: Enrico Cano

# iTeka

## Features

IP66 IK09

- Floodlight for use with LEDs.
- Pole and wall-mounted installation. Also available in versions complete with pole (h=2500 and 3500 mm).
- Die-cast aluminium optical assembly and frame; 4 mm thick transparent tempered sodiumcalcium closing glass; super-pure aluminium reflector.
- +45°/-20° adjustability of optical assembly with respect to the horizontal plane.
- Versions complete with pole consist of a support made of extruded aluminium (h=2500 mm) or 0 micron hot-galvanized steel h=3500 mm); die-cast aluminium alloy fastening plate and cover.
- Wall-mounted versions composed of die-cast aluminium alloy base.
- No upward emission of the light flow.
- High visual comfort.
- Graduated scale and locking device for positioning.
- The driver allows the use of 3 fixed profiles (1/2/3) for different output lumen levels and different powers.
  **Profile 1 fixed** to 380mA
  **Profile 2 fixed** to 460 mA
  **Profile 3 fixed** to 525mA.
- Versions with DALI and bi-energy (100% - 50%) control gear.
- All external screws are A2 stainless steel.
- Wiring box (accessory) with double PG for pass-through cables.
- Product with class of Insulation II set up for class I.

## Garden versions

iTeka is also available in bollard version (h1000 and 2500), floodlight and floodlight with arm presented on page 608.

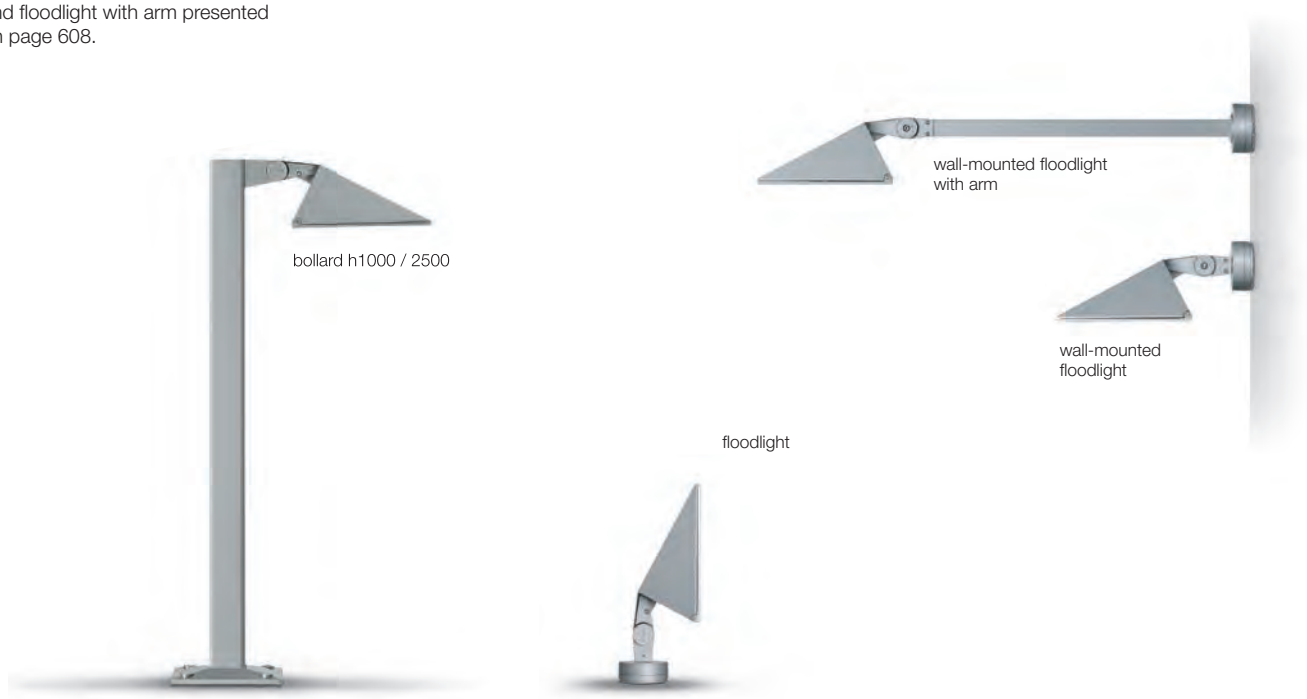

# iTeka

## Optics

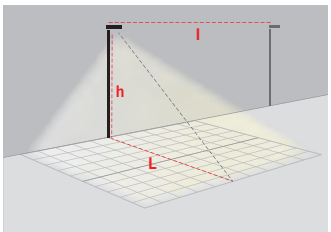


**d** = **L/h**
**h** = Installation height
**L** = Width of area to be lit
**l** = Spacing between poles

### ST - Road optics

LED

**ST1**
l = 4h / d = 1
**Intensity Class: G4**

**ST1C**
l = 3,7h / d = 1
**Intensity Class: G6**

**ST0.8C**
l = 5h / d = 0,5/0,8
**Intensity Class: G6**

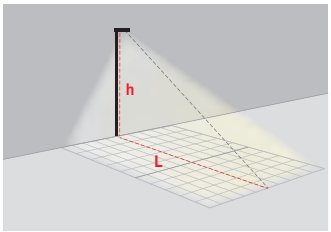


**d** = **L/h**
**h** = Installation height
**L** = Width of area to be lit

### A - Asymmetric optic

LED

**A45C**
h = 7 / d = 1,6

## LED

- **LED Single Chip**
- Colour stability
  **Mac Adam <3**
- Life
  100000 h **L80 B10**
- Color temperature:
  Neutral white **4000K**
  Warm white **3000K**

## Energy saving

| lumen<br>lm | LED | HIT | | HME | |
|---|---|---|---|---|---|
| **1620** | 17W | 35W | 50% | 92W | 81% |

(4000K) LED energy saving compared with traditional lamps
The system life is calculated at Ambient Temperature (Ta) 25°C

# iTeka



15
GREY

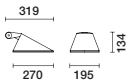


| light source | W min | W max | lm min | lm max | code colour |
|---|---|---|---|---|---|
| LED | **Floodlight for poles** | | | | |
| | **Multipower bi-energy with pilot cable** | | | | |
| | 4000K - CRI 70 - **ST1 optic** | | | | |
| | **17 W** | **22 W** | **1620** | **2080** | **BU46** 15 |
| | 3000K - CRI 70 - **ST1 optic** | | | | |
| | **17 W** | **22 W** | **1490** | **1910** | **BV22** 15 |
| | 4000K - CRI 70 - **A45C optic** | | | | |
| | **17 W** | **22 W** | **1490** | **1910** | **BU48** 15 |
| | 3000K - CRI 70 - **A45C optic** | | | | |
| | **17 W** | **22 W** | **1370** | **1760** | **BV24** 15 |
| | **Multipower DALI** | | | | |
| | 4000K - CRI 70 - **ST1 optic** | | | | |
| | **17 W** | **22 W** | **1620** | **2080** | **BU47** 15 |
| | 3000K - CRI 70 - **ST1 optic** | | | | |
| | **17 W** | **22 W** | **1490** | **1910** | **BV23** 15 |
| | 4000K - CRI 70 - **A45C optic** | | | | |
| | **17 W** | **22 W** | **1490** | **1910** | **BU49** 15 |
| | 3000K - CRI 70 - **A45C optic** | | | | |
| | **17 W** | **22 W** | **1370** | **1760** | **BV25** 15 |
| | 4000K - CRI 70 - **ST0.8C optic** | | | | |
| | **17 W** | **22 W** | **1500** | **1940** | **BV06** 15 |
| | 3000K - CRI 70 - **ST0.8C optic** | | | | |
| | **17 W** | **22 W** | **1380** | **1780** | **BV21** 15 |

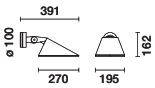


| light source | W min | W max | lm min | lm max | code colour |
|---|---|---|---|---|---|
| LED | **Wall-mounted** | | | | |
| | **Multipower** | | | | |
| | 4000K - CRI 70 - **ST1C optic** | | | | |
| | **17 W** | **22 W** | **1520** | **1960** | **BU40** 15 |
| | 3000K - CRI 70 - **ST1C optic** | | | | |
| | **17 W** | **22 W** | **1400** | **1800** | **BV15** 15 |
| | 4000K - CRI 70 - **A45C optic** | | | | |
| | **17 W** | **22 W** | **1490** | **1910** | **BU41** 15 |
| | 3000K - CRI 70 - **A45C optic** | | | | |
| | **17 W** | **22 W** | **1370** | **1760** | **BV16** 15 |

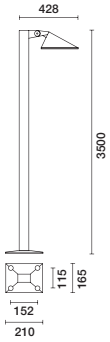


| light source | W min | W max | lm min | lm max | code colour |
|---|---|---|---|---|---|
| LED | **Floodlights complete with pole** | | | | |
| | **Multipower** | | | | |
| | 4000K - CRI 70 - **ST1C optic** | | | | |
| | **17 W** | **22 W** | **1520** | **1960** | **BU44** 15 |
| | 3000K - CRI 70 - **ST1C optic** | | | | |
| | **17 W** | **22 W** | **1400** | **1800** | **BV19** 15 |
| | 4000K - CRI 70 - **A45C optic** | | | | |
| | **17 W** | **22 W** | **1490** | **1910** | **BU45** 15 |
| | 3000K - CRI 70 - **A45C optic** | | | | |
| | **17 W** | **22 W** | **1370** | **1760** | **BV20** 15 |

The output lumen and power value of the systems refer to the Profiles with the greatest light efficiency (Profile 1) and to the profile with maximum output flux (Profile 3). The values of other profiles can be consulted in the online catalogue: "http://products.iguzzini.com"

## accessories and installation systems

| | code | colour |
|---|---|---|
| Accessory-frame | **B996** | 15 |
| Louvre for AL optic<br>Can also be fitted with accessory-holder frame | **B994** | 04 |
| Louvre for AT optic<br>Can also be fitted with accessory-holder frame | **B995** | 04 |
| Fixing plate with anchors for application on concrete plinth | **B518** | 00 |

| | code | colour |
|---|---|---|
| Spike for ground application | **B989**<br>for BU40-BU41-BV15-BV16 | 00 |
| Kit for fixing on concrete, solid brick and natural stone | **5595**<br>for BU40-BU41-BV15-BV16 | 00 |
| Support for attaching to pole ø 40÷60 mm<br>For installation of one or two floodlights. | **1190**<br>for BU40-BU41-BV15-BV16 | 15 |
| IP66 box for pass-through cables | **B510** | 00 |



Technical data may change with technological evolution.
For updated data please refer to our on-line catalogue.

# iTeka

## cylindrical poles

| | h off-ground | ø pole | ø shank | code colour |
|---|---|---|---|---|
| buried | 4000 | 76 | | **1271** 15 |
| | 5000 | 102 | | **1205** 15 |
| | 6000 | 102 | 76 | **1518** 15 |
| with plate | 4000 | 76 | | **1272** 15 |
| | 5000 | 102 | | **1344** 15 |
| | 6000 | 120 | 102 | **1521** 15 |

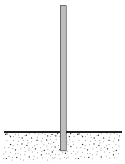

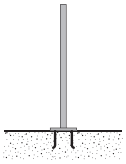

The technical specifications of the poles are presented on page 457.
Fixing plate with anchor bolts to be ordered separately (page 465).

## conical poles

| | h off-ground | ø pole | code colour |
|---|---|---|---|
| buried | 4000 | 106-60 | **1275** 15 |
| with plate | 4000 | 100-60 | **1278** 15 |

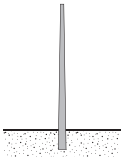

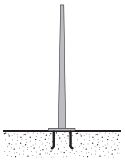

## pole-top installation

| | ø pole attachment | code colour |
|---|---|---|
| single | 60 | **X002** 15 |
| | 76 | **X003** 15 |
| double | 60 | **X004** 15 |
| | 76 | **X005** 15 |

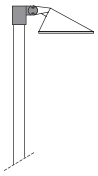

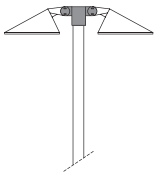

# New Platea Pro

design Jean Michel Wilmotte



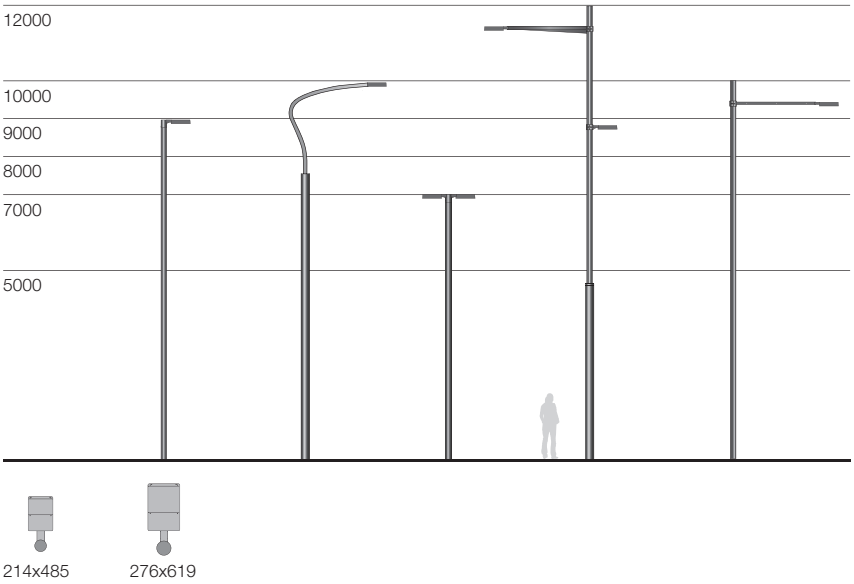

# New Platea Pro

## Features

IP66 IK08

- Street lighting system for use with LEDs.
- Pole or wall-mounted installation.
- Fitting has an optical assembly, pole, arm and pole-top.
- Die-cast aluminium optical assembly; sodium-calcium tempered protection glass, with 5 mm thickness.
- Die-cast aluminium pole-top with single and double attachment for poles ø 60, 76, 102, 120 mm, triple ø 102, 120 mm.
- Die-cast aluminium lateral attachment for tapered poles with diameter from 46 to 76 mm.
- No upward emission of the light flow.
- Adjustable optical assembly.
- High visual comfort.
- Optical polymer lenses with high output and uniform luminous distribution.
- No photobiological risk. This luminaire is in the "Exempt Group".
- Compatibility with Telemanagement systems thanks to "LED Driver DALI".
- The luminaire can be fully programmed in terms of luminous flux emission, Midnight inclusion and bi-power operation mode.
- Common mode Surge protection up to 10KV.
- Replaceable driver unit and control gear.
- All external screws are in stainless steel.

Adjustable product
+15° / -5°

## Floodlights

The floodlight range is shown on page 534.
Available also in all glass version.

All glass

## Optics

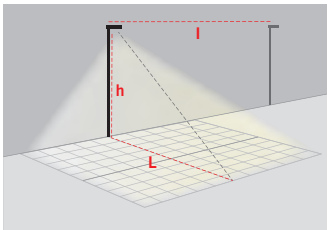


**d** = **L/h**
**h** = Installation height
**L** = Width of area to be lit
**l** = Spacing between poles

### ST - Road optic

LED

**ST1**
l = 4h / d = 1
**Intensity Class: G3**

**ST1.2**
l = 4h / d = 1,2
**Intensity Class: G3**

**ST0.5**
l = 3,7h / d = 1
**Intensity Class: G3**

**ST0.8C**
l = 3,7h / d = 1
**Intensity Class: G6**

**ST1C**
l = 3,7h / d = 1
**Intensity Class: G6**

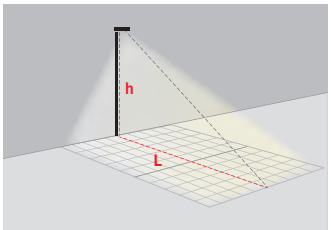


**d** = **L/h**
**h** = Installation height
**L** = Width of area to be lit

### A - Asymmetric optic

LED

**A45**
h = 7 / d = 1,6

# New Platea Pro

## Compositions

### Pole-top

### Linear arms



single pole-top | double pole-top | triple pole-top | linear arm L=900 with intermediate attachment | linear arm L=900

### Shaped poles



pole with single arm | pole with double arm | conical curved pole | conical curved pole with intermediate attachment | wall attachment

# New Platea Pro

15
GREY

LED

- **LED Single Chip**
- Colour stability
  **Mac Adam <4**
- Life 100000 h **L90 B10**
- Color temperature:
  Neutral white **4000K**
  Warm white **3000K**

## Energy saving

| lumen lm | LED | HIT/HST | | HME | |
|---|---|---|---|---|---|
| **3300** | 35W | 83W | 57% | 92W | 62% |
| **9170** | 91W | 170W | 46% | 275W | 67% |

(4000K) LED energy saving compared with traditional lamps
The system life is calculated at Ambient Temperature (Ta) 25°C

new
Aavailable for order from second quarter

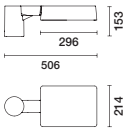


| light source | W | lm | code | colour |
|---|---|---|---|---|
| LED new DALI | | | | |
| 4000K - CRI 70 - **ST1 optic** | | | | |
| | **35 W** | **3300** | **P870** | 15 |
| 3000K - CRI 70 - **ST1 optic** | | | | |
| | **35 W** | **2930** | **P871** | 15 |
| 4000K - CRI 70 - **ST0.8C optic** | | | | |
| | **35 W** | **3140** | **P872** | 15 |
| 3000K - CRI 70 - **ST0.8C optic** | | | | |
| | **35 W** | **2790** | **P873** | 15 |
| 4000K - CRI 70 - **A45 optic** | | | | |
| | **35 W** | **3300** | **P874** | 15 |
| 3000K - CRI 70 - **A45 optic** | | | | |
| | **35 W** | **2930** | **P875** | 15 |
| 4000K - CRI 70 - **ST0.5 optic** | | | | |
| | **35 W** | **3220** | **P876** | 15 |
| 3000K - CRI 70 - **ST0.5 optic** | | | | |
| | **35 W** | **2860** | **P877** | 15 |

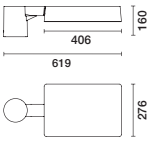


| light source | W | lm | code | colour |
|---|---|---|---|---|
| LED new DALI | | | | |
| 4000K - CRI 70 - **ST1 optic** | | | | |
| | **81 W** | **7580** | **P878** | 15 |
| | **91 W** | **9170** | **P886** | 15 |
| 3000K - CRI 70 - **ST1 optic** | | | | |
| | **81 W** | **6740** | **P879** | 15 |
| | **91 W** | **8150** | **P887** | 15 |
| 4000K - CRI 70 - **ST1.2 optic** | | | | |
| | **91 W** | **9170** | **P888** | 15 |
| 3000K - CRI 70 - **ST1.2 optic** | | | | |
| | **91 W** | **8150** | **P889** | 15 |
| 4000K - CRI 70 - **ST1C optic** | | | | |
| | **81 W** | **7220** | **P880** | 15 |
| 3000K - CRI 70 - **ST1C optic** | | | | |
| | **81 W** | **6410** | **P881** | 15 |
| 4000K - CRI 70 - **A45 optic** | | | | |
| | **81 W** | **7580** | **P882** | 15 |
| | **91 W** | **9170** | **P890** | 15 |
| 3000K - CRI 70 - **A45 optic** | | | | |
| | **81 W** | **6740** | **P883** | 15 |
| | **91 W** | **8150** | **P891** | 15 |
| 4000K - CRI 70 - **ST0.5 optic** | | | | |
| | **81 W** | **7400** | **P884** | 15 |
| | **91 W** | **8950** | **P892** | 15 |
| 3000K - CRI 70 - **ST0.5 optic** | | | | |
| | **81 W** | **6580** | **P885** | 15 |
| | **91 W** | **7950** | **P893** | 15 |

accessories

| | code | colour |
|---|---|---|
| Programming interface | **MY92** | 00 |

# New Platea Pro

## pole-top installation on cylindrical poles

| | ø pole attachment | code colour |
|---|---|---|
| single | 60 | **BD13** 15 |
| | 76 | **BD15** 15 |
| | 102 | **BD17** 15 |
| | 120 | **6120** 15 |
| double | 60 | **BD14** 15 |
| | 76 | **BD16** 15 |
| | 102 | **BD18** 15 |
| | 120 | **6121** 15 |
| triple | 102 | **BD19** 15 |
| | 120 | **6122** 15 |

## installation with arms on cylindrical poles

| | length | ø pole | code colour |
|---|---|---|---|
| linear | 500 | 102 | **MY70** 15 |
| | 900 | 102 | **MY71** 15 |
| | 1500 | 102 | **MY72** 15 |
| linear | 900 | 102 | **BZ44** 15 |
| | 900 | 120 | **6130** 15 |
| | 1500 | 102 | **BZ45** 15 |
| | 1500 | 120 | **6131** 15 |
| counter flange | | 102 | **BZ46** 15 |
| | | 120 | **6132** 15 |
| tilted with tie rod | 900 | 102 | **BZ48** 15 |
| | 1500 | 102 | **6135** 15 |
| intermediate attachment | | 102 | **BD21** 15 |
| | | 120 | **6123** 15 |

The counter flange must be ordered, to secure the arm to the pole.

To be ordered to secure the linear arm without tie rod to the pole. Not required when installing two opposite arms.

Can be used only with Argo and Delphi small body.

The arms can be installed individually or in double composition.

# New Platea Pro

## wall-mounted installation

| | code colour |
|---|---|
| wall attachment | **BD20** 15 |

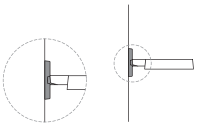

## cylindrical poles for pole-top installation of 1/2 optical assemblies

| | h off-ground | ø pole | ø shank | code colour |
|---|---|---|---|---|
| buried | 2500 | 60 | | **E062** 15 |
| | 3500 | 60 | | **E063** 15 |
| | 4000 | 76 | 60 | **E064** 15 |
| | 4000 | 76 | | **1271** 15 |
| | 5000 | 102 | | **1205** 15 |
| | 6000 | 102 | 76 | **1518** 15 |
| | 7000 | 120 | 102 | **1519** 15 |
| | 8000 | 120 | 102 | **1520** 15 |
| with plate | 4000 | 76 | | **1272** 15 |
| | 5000 | 102 | | **1344** 15 |
| | 6000 | 120 | | **1521** 15 |
| | 7000 | 120 | 102 | **1522** 15 |
| | 8000 | 120 | 102 | **1523** 15 |

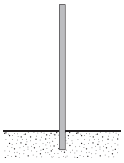

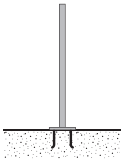

## cylindrical poles for installation with arms

| | h off-ground | ø pole | code colour |
|---|---|---|---|
| buried | 5000 | 102 | **1205** 15 |
| | 6000 | 102 | **1542** 15 |
| | 7000 | 102 | **1543** 15 |
| with plate | 5000 | 102 | **1344** 15 |
| | 6000 | 159/102 | **1597** 15 |
| | 7000 | 159/102 | **1598** 15 |
| | 8000 | 159/102 | **1599** 15 |

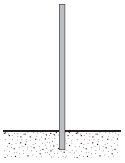

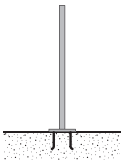

The technical specifications of the poles are presented on page 457.
Fixing plate with anchor bolts to be ordered separately (page 465).

## installation on shaped poles

| | ø lateral attachment | code colour |
|---|---|---|
| lateral attachment | from 46 to 76 | **BZC9** 15 |
| decorative point with LED | LED Blue | **BZC5** 01 |
| | LED Neutral white | **BZC6** 01 |

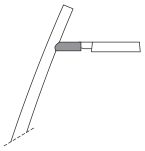

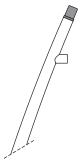

For curved conical poles

| | code colour |
|---|---|
| adapter | **MY69** 15 |

Necessary to replace the Platea floodlight with the new Platea Pro new floodlight

## shaped poles

| | h off-ground | ø pole | ø lateral attachment | code colour |
|---|---|---|---|---|
| buried | with single arm | | | |
| | 6700 | 160 | 76 | **1511** 74 |
| | 8700 | 160 | 76 | **1515** 74 |
| | with double arm | | | |
| | 6700 | 160 | 76 | **1585** 74 |
| | 8700 | 160 | 76 | **1588** 74 |
| with plate | with single arm | | | |
| | 6700 | 160 | 76 | **1566** 74 |
| | 8700 | 160 | 76 | **1570** 74 |
| | with double arm | | | |
| | 6700 | 160 | 76 | **1909** 74 |
| | 8700 | 160 | 76 | **1910** 74 |
| | curved conical | | | |
| | 6000 | 147 max | 60 | **1506** 15 |
| | 6000 | 147 max | 60 | ***1508** 15 |
| | 8000 | 172 max | 60 | **1507** 15 |
| | 8000 | 172 max | 60 | ***1509** 15 |

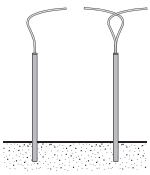

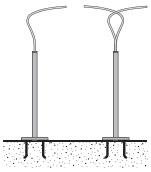

* Versions with intermediate attachment

The technical specifications of the poles are presented on page 457.
Fixing plate with anchor bolts to be ordered separately (page 465).

pinterest.com/iguzzini

# Lavinia

design Massimiliano & Doriana Fuksas



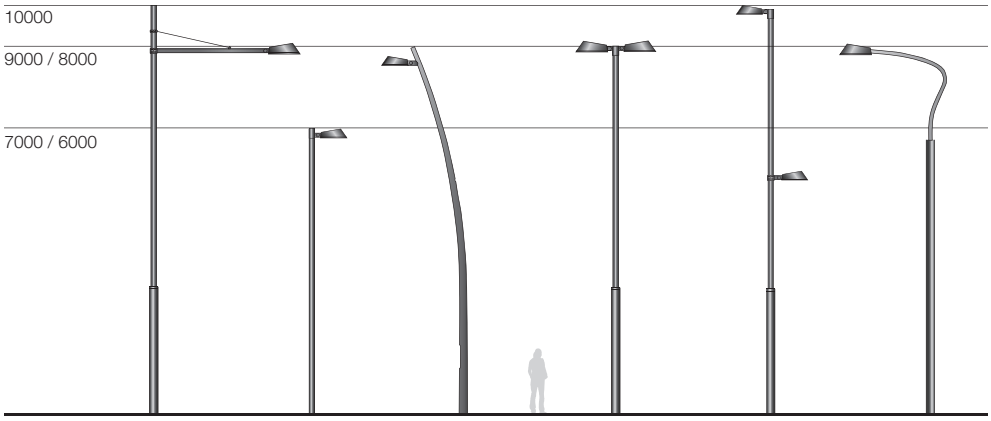




333x617 406x732

Paseo de Ronda
Lérida, Spain

Architectural project:
BR29 Arquitectes
Engineering: Sinagro Enginyeria
Owner: Ayuntamiento
de Lérida, Tomàs Ferré -
Servei d'Electricitat
Photo: Luz y Arquitectura,
Gala Martínez

# Lavinia

## Compositions

### Pole-top

### Arms

single pole-top | double pole-top | triple pole-top | single arm L=900 with intermediate | double arm L=900

### Shaped poles

pole with single arm | pole with double arm | conical curved pole | conical curved pole with intermediate attachment | wall attachment

# Lavinia

## Features

IP66 IK08

- Street lighting system for use with LEDs.
- Pole or wall-mounted installation.
- Fitting has an optical assembly, pole, arm (single or double), and pole-top (with a single, double, or triple attachment).
- Die-cast aluminium optical assembly and frame; frame secured with captive screws; tempered sodium-calcium sealing glass, thickness 4 mm; internal retention cables made of galvanized steel; 99.9% superpure aluminium reflector; porcelain lamp-holder secured with anodized aluminium supports; anti-loosening device of the lamp.
- Aluminium pole-top and arms.
- Die-cast aluminium lateral attachment for tapered poles with diameter from 46 to 76 mm.
- No upward emission of the light flow.
- Adjustable optical assembly.
- High visual comfort.
- High performance optics (Opti Smart) and uniform light distribution.
- No photobiological risk. This luminaire is in the “Exempt Group” (no risk linked to infrared, blue light and UV radiation) in accordance with EN 62471:2008.
- The luminaire has luminous flux emission fully programmable directly from the product driver.
- The driver allows the use of 3 fixed profiles (1/2/3) and one variable profile (4) for different output lumen levels and different powers.
  **Profile 1 fixed** to 375mA
  **Profile 2 fixed** to 450mA
  **Profile 3 fixed** to 525mA
  **Profile 4 variable** to 350mA.
- Compatibility with Telemanagement systems thanks to “Power Supply”, dual-operation Flux regulator and “LED Driver DALI” (0-10V/1-10V) compatible with the systems on the market.
- Common mode surge protection up to 10KV.
- An active control system modifies the current intensity to preserve the luminous efficacy and the lifetime of the LEDs under any ambient temperature conditions.
- Replaceable LED unit.
- Replaceable driver unit and control gear.
- All external screws are in stainless steel.

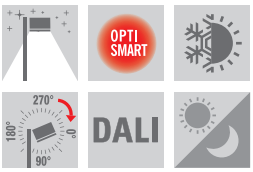

Hinge opening with two captive screws for small body

Decompression valve for small body

Groove allowing water to run off

## Optics

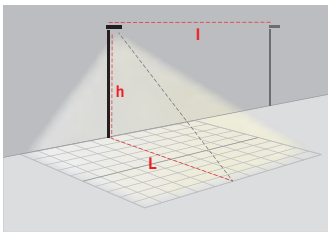


**d** = **L/h**
**h** = Installation height
**L** = Width of area to be lit
**l** = Spacing between poles

### ST - Road optics

LED

**ST1**
l = 4h / d = 1
**Intensity Class: G4**

**ST1.2**
l = 4h / d = 1,2
**Intensity Class: G4**

**ST1C**
l = 3,7h / d = 1
**Intensity Class: G6**

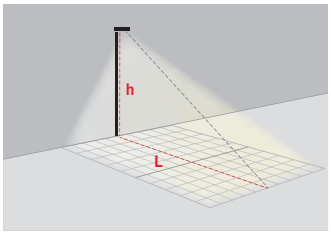


**d** = **L/h**
**h** = Installation height
**L** = Width of area to be lit

### A - Asymmetric optics

LED

**A60**
h = 7 / d = 2

**A45C**
h = 7 / d = 1,6

# Lavinia

15
GREY

LED

- **LED Single Chip**
- Colour stability
  **Mac Adam <3**
- Life
  100000 h **L80 B10**
- Color temperature:
  Neutral white **4000K**
  Warm white **3000K**

## Energy saving

| lumen lm | LED | HIT/HST | | HME | |
|---|---|---|---|---|---|
| **3200** | 30W | 83W | 64% | 92W | 68% |
| **5720** | 53W | 117W | 55% | 150W | 65% |
| **7410** | 67W | 170W | 60% | 275W | 75% |

(4000K) LED energy saving compared with traditional lamps.
The system life is calculated at Ambient Temperature (Ta) 25°C.

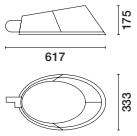


| light source | W min | W max | lm min | lm max | code | colour |
|---|---|---|---|---|---|---|
| LED | **Multipower with midnight recognition** | | | | | |
| | 4000K - CRI 70 - **ST1 optic** | | | | | |
| | **30 W** | **42 W** | **3200** | **4220** | **BL95** | 15 |
| | **53 W** | **63 W** | **5720** | **6670** | **BL96** | 15 |
| | 3000K - CRI 70 - **ST1 optic** | | | | | |
| | **30 W** | **42 W** | **2950** | **3880** | **BP35** | 15 |
| | **53 W** | **63 W** | **5260** | **6130** | **BP36** | 15 |
| | 4000K - CRI 70 - **ST1.2 optic** | | | | | |
| | **38 W** | **51 W** | **4140** | **5260** | **BL97** | 15 |
| | **60 W** | **71 W** | **6600** | **7540** | **BL98** | 15 |
| | 3000K - CRI 70 - **ST1.2 optic** | | | | | |
| | **38 W** | **51 W** | **3800** | **4840** | **BP37** | 15 |
| | **60 W** | **71 W** | **6070** | **6930** | **BP38** | 15 |
| | 4000K - CRI 70 - **ST1C optic** | | | | | |
| | **37 W** | **51 W** | **3770** | **4960** | **BL99** | 15 |
| | **58 W** | **70 W** | **6020** | **6980** | **BM00** | 15 |
| | 3000K - CRI 70 - **ST1C optic** | | | | | |
| | **37 W** | **51 W** | **3470** | **4560** | **BP39** | 15 |
| | **58 W** | **70 W** | **5540** | **6420** | **BP40** | 15 |
| | 4000K - CRI 70 - **A60 optic** | | | | | |
| | **58 W** | **70 W** | **6310** | **7320** | **BM01** | 15 |
| | 3000K - CRI 70 - **A60 optic** | | | | | |
| | **58 W** | **70 W** | **5810** | **6730** | **BP41** | 15 |
| | 4000K - CRI 70 - **A45C optic** | | | | | |
| | **58 W** | **70 W** | **5870** | **8810** | **BM02** | 15 |
| | 3000K - CRI 70 - **A45C optic** | | | | | |
| | **58 W** | **70 W** | **5400** | **6260** | **BP42** | 15 |

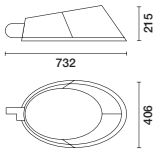


| light source | W min | W max | lm min | lm max | code | colour |
|---|---|---|---|---|---|---|
| LED | **Multipower with midnight recognition** | | | | | |
| | 4000K - CRI 70 - **ST1 optic** | | | | | |
| | **67 W** | **80 W** | **7410** | **8520** | **BM17** | 15 |
| | **79 W** | **95 W** | **8820** | **10150** | **BP74** | 15 |
| | 3000K - CRI 70 - **ST1 optic** | | | | | |
| | **67 W** | **80 W** | **6810** | **7830** | **BP57** | 15 |
| | **79 W** | **95 W** | **8110** | **9330** | **BP77** | 15 |
| | 4000K - CRI 70 - **ST1.2 optic** | | | | | |
| | **82 W** | **97 W** | **9000** | **10309** | **BM18** | 15 |
| | 3000K - CRI 70 - **ST1.2 optic** | | | | | |
| | **82 W** | **97 W** | **8280** | **9480** | **BP58** | 15 |
| | 4000K - CRI 70 - **ST1C optic** | | | | | |
| | **82 W** | **97 W** | **8480** | **9720** | **BM24** | 15 |
| | 3000K - CRI 70 - **ST1C optic** | | | | | |
| | **82 W** | **97 W** | **7800** | **8940** | **BP59** | 15 |
| | 4000K - CRI 70 - **A60 optic** | | | | | |
| | **85 W** | **102 W** | **9380** | **10800** | **BM25** | 15 |
| | 3000K - CRI 70 - **A60 optic** | | | | | |
| | **85 W** | **102 W** | **8630** | **9930** | **BP60** | 15 |
| | 4000K - CRI 70 - **A45C optic** | | | | | |
| | **85 W** | **102 W** | **8730** | **10050** | **BM26** | 15 |
| | 3000K - CRI 70 - **A45C optic** | | | | | |
| | **85 W** | **102 W** | **8020** | **9240** | **BP61** | 15 |

The output lumen and power value of the systems refer to the Profiles with the greatest light efficiency (Profiles 1-4) and to the profile with maximum output flux (Profiles 2-3). The values of other profiles can be consulted in the online catalogue:"http://products.iguzzini.com"

accessories

| | code | colour |
|---|---|---|
| USB pen profiler<br>Complete with cable and battery | **BZX1** | 04 |



Technical data may change with technological evolution.
For updated data please refer to our on-line catalogue.

# Lavinia

## installation with arms on cylindrical poles

| | length | ø pole | code colour |
|---|---|---|---|
| single | 900 | 102 | **B437** 15 |
| | 900 | 120 | **B440** 15 |
| | 1500 | 102 | **B438** 15 |
| | 1500 | 120 | **B441** 15 |
| double | 1800 | 102 | **B443** 15 |
| | 1800 | 120 | **B446** 15 |
| | 3000 | 102 | **B444** 15 |
| | 3000 | 120 | **B447** 15 |
| intermediate attachment | | 102 | **B459** 15 |
| | | 120 | **B460** 15 |

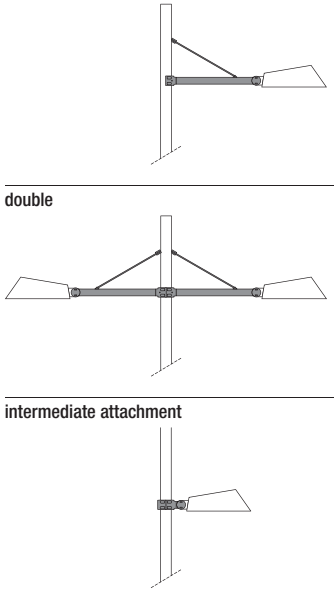

The arms can be installed on iGuzzini poles only

## pole-top installation

| | ø pole attachment | code colour |
|---|---|---|
| single | 60 | **BZG3** 15 |
| | 76 | **BZG4** 15 |
| | 102 | **B450** 15 |
| | 120 | **B220** 15 |
| double | 60 | **BZG5** 15 |
| | 76 | **BZG6** 15 |
| | 102 | **B451** 15 |
| | 120 | **B221** 15 |
| triple | 102 | ***B452** 15 |
| | 120 | **B222** 15 |

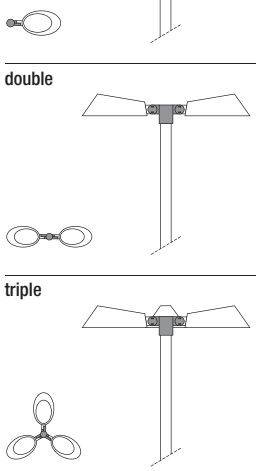

* To be used with terminal block code 1865
(refer to the instructions sheet)

# Lavinia

## installation on shaped poles

| | ø lateral attachment | code colour |
|---|---|---|
| lateral attachment | from ø 46 to ø 76 mm | **BZC8** 15 |

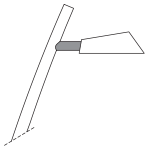

| | | |
|---|---|---|
| decorative point with LED | LED Blue | **BZC5** 01 |
| | LED Neutral white | **BZC6** 01 |

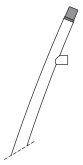

For curved conical poles

## wall-mounted installation

| | code colour |
|---|---|
| wall attachment | **B223** 15 |

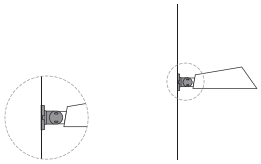

## cylindrical poles

| | h off-ground | ø pole | code colour |
|---|---|---|---|
| buried | 6000 | 102 | **1542** 15 |
| | 8000 | 102 | **1543** 15 |
| | 8000 | 127/102 | **1544** 15 |
| | 9000 | 194/120 | **1545** 15 |
| | 10000 | 194/120 | **1546** 15 |
| | 12000 | 194/120 | **1552** 15 |

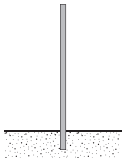

| | | | |
|---|---|---|---|
| with plate | 6000 | 159/102 | **1597** 15 |
| | 7000 | 159/102 | **1598** 15 |
| | 8000 | 159/102 | **1599** 15 |
| | 9000 | 194/120 | **1547** 15 |
| | 10000 | 194/120 | **1548** 15 |
| | 12000 | 194/120 | **1554** 15 |

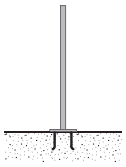

The technical specifications of the poles are presented on page 457.
Fixing plate with anchor bolts to be ordered separately (page 465).

## shaped poles

| | h off-ground | ø pole | ø lateral attachment | code colour |
|---|---|---|---|---|
| buried | with single arm | | | |
| | 6700 | 160 | 76 | **1511** 74 |
| | 8700 | 160 | 76 | **1515** 74 |
| | with double arm | | | |
| | 6700 | 160 | 76 | **1585** 74 |
| | 8700 | 160 | 76 | **1588** 74 |

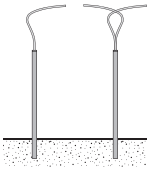

| | | | | |
|---|---|---|---|---|
| with plate | with single arm | | | |
| | 6700 | 160 | 76 | **1566** 74 |
| | 8700 | 160 | 76 | **1570** 74 |
| | with double arm | | | |
| | 6700 | 160 | 76 | **1909** 74 |
| | 8700 | 160 | 76 | **1910** 74 |

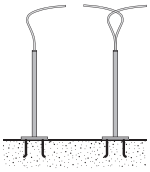

| | | | |
|---|---|---|---|
| curved conical | | | |
| 6000 | 147 max | 60 | **1506** 15 |
| 6000 | 147 max | 60 | ***1508** 15 |
| 8000 | 172 max | 60 | **1507** 15 |
| 8000 | 172 max | 60 | ***1509** 15 |

* Versions with intermediate attachment

Piazza San Giorgio - Quartucciu, Italy
Architectural project: Elisabetta Pani, Bruno Ferreira Franco, Massimiliano Onidi, Gina Orrù, Maurizio Castangia - Photo: Mario Tordini

pinterest.com/iguzzini

# iRoad

design Jean Michel Wilmotte



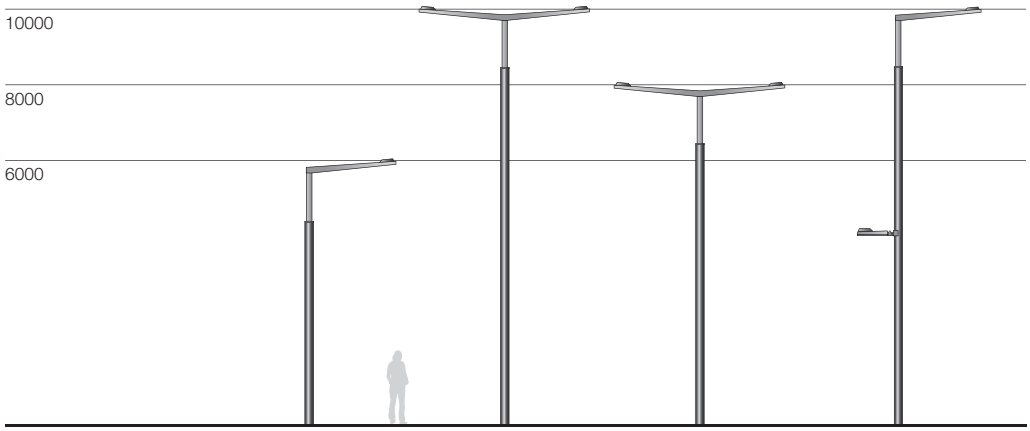




313x585



products.iguzzini.com/**iroad_line**

# iRoad

## Features

IP66 IK08

- Street lighting system for use with LEDs.
- Pole or wall-mounted installation.
- Fitting has an optical assembly, pole, overhanging arm (single or double), intermediate arm, and wall-mounted attachment.
- Die-cast aluminium optical assembly and frame; sodium-calcium tempered sealing glass with customized silkscreening; 99.95% superpure aluminium reflector; porcelain lamp holder secured with anodized aluminium supports and cables with quick-connecting terminals; anti-loosening device of the lamp.
- Disconnecting switch and fuse on request.
- Pole is equipped with a single or a double arm. To be ordered separately.
- Arms for wall-mounting, or for intermediate installation on poles with D=159 mm, made of die-cast aluminium and galvanized steel sheet.
- No upward emission of the light flow.
- Adjustable optical assembly.
- High visual comfort.
- High performance optics (Opti Smart) and uniform light distribution.
- No photobiological risk. This luminaire is in the “Exempt Group” (no risk linked to infrared, blue light and UV radiation) in accordance with EN 62471:2008.
- The luminaire has luminous flux emission fully programmable directly from the product driver.
- The driver allows the use of 3 fixed profiles (1/2/3) and one variable profile (4) for different output lumen levels and different powers.
  **Profile 1 fixed** to 375mA
  **Profile 2 fixed** to 450mA
  **Profile 3 fixed** to 525mA
  **Profile 4 variable** to 350mA
- Compatibility with Telemanagement systems thanks to “Power Supply”, dual-operation Flux regulator and “LED Driver DALI” (0-10V/1-10V) compatible with the systems on the market.
- An active control system modifies the current intensity to preserve the luminous efficacy and the lifetime of the LEDs under any ambient temperature conditions.
- Replaceable LED unit.
- All screws are A2 stainless steel.

Optical assembly opens easily

Decompression valve

Optic with silkscreened glass

Two entries for cables

## Optics

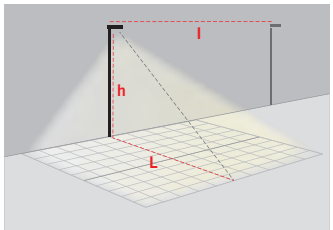


**d** = **L/h**
**h** = Installation height
**L** = Width of area to be lit
**I** = Spacing between poles

### ST - Road optics

LED

**ST1**
I = 4h / d = 1
**Intensity Class: G4**

**ST1.2**
I = 4h / d = 1,2
**Intensity Class: G4**

**ST1C**
I = 3,7h / d = 1
**Intensity Class: G6**

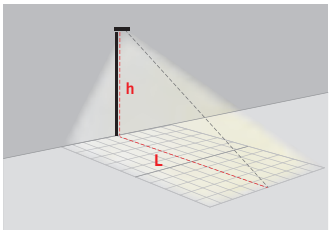


**d** = **L/h**
**h** = Installation height
**L** = Width of area to be lit

### A - Asymmetric optics

LED

**A60**
h = 7 / d = 2

**A45C**
h = 7 / d = 1,6

LED

- **LED Single Chip**
- Colour stability
  **Mac Adam <3**
- Life
  100000 h **L80 B10**
- Color temperature:
  Neutral white **4000K**
  Warm white **3000K**

## Energy saving

| lumen lm | LED | HIT/HST | | HME | |
|---|---|---|---|---|---|
| **3210** | 30W | 83W | 63% | 92W | 68% |
| **5710** | 52W | 117W | 55% | 150W | 65% |

(4000K) LED energy saving compared with traditional lamps
The system life is calculated at Ambient Temperature (Ta) 25°C

# iRoad

15
GREY

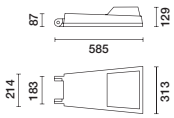


| light source | W* min | W* max | lm min | lm max | code colour |
|---|---|---|---|---|---|
| LED | **Multipower with midnight recognition** | | | | |
| 4000K - CRI 70 - **ST1 optic** | | | | | |
| **30 W** | **42 W** | | **3210** | **4240** | **BM03** 15 |
| | **52 W** | | | **5710** | **BM04** 15 |
| 3000K - CRI 70 - **ST1 optic** | | | | | |
| **30 W** | **42 W** | | **2950** | **3900** | **BP43** 15 |
| | **52 W** | | | **5250** | **BP44** 15 |
| 4000K - CRI 70 - **ST1.2 optic** | | | | | |
| **38 W** | **51 W** | | **4140** | **5280** | **BM05** 15 |
| | **60 W** | | | **6570** | **BM06** 15 |
| 3000K - CRI 70 - **ST1.2 optic** | | | | | |
| **38 W** | **51 W** | | **3810** | **4850** | **BP45** 15 |
| | **60 W** | | | **6040** | **BP46** 15 |
| 4000K - CRI 70 - **ST1C optic** | | | | | |
| **37 W** | **51 W** | | **3780** | **4970** | **BM07** 15 |
| | **57 W** | | | **6000** | **BM08** 15 |
| 3000K - CRI 70 - **ST1C optic** | | | | | |
| **37 W** | **51 W** | | **3470** | **4570** | **BP47** 15 |
| | **57 W** | | | **5520** | **BP48** 15 |
| 4000K - CRI 70 - **A60 optic** | | | | | |
| | **57 W** | | | **6290** | **BM09** 15 |
| 3000K - CRI 70 - **A60 optic** | | | | | |
| | **57 W** | | | **5790** | **BP49** 15 |
| 4000K - CRI 70 - **A45C optic** | | | | | |
| | **57 W** | | | **5850** | **BM10** 15 |
| 3000K - CRI 70 - **A45C optic** | | | | | |
| | **57 W** | | | **5380** | **BP50** 15 |

The output lumen and power value of the systems refer to the Profiles with the greatest light efficiency (Profiles 1-4) and to the profile with maximum output flux (Profile 3). The values of other profiles can be consulted in the online catalogue:"http://products.iguzzini.com"

## accessories

| | code | colour |
|---|---|---|
| USB pen profiler<br>Complete with cable and battery | **BZX1** | 04 |

## installation on shaped poles

| | code colour |
|---|---|
| **intermediate attachment for poles** | **1128** 15 |

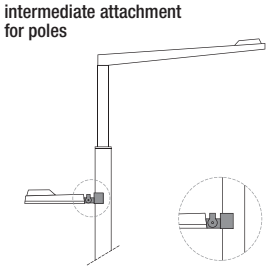

Suitable for installation on all poles ø 160 mm

| | code colour |
|---|---|
| **wall attachment** | **1129** 15 |

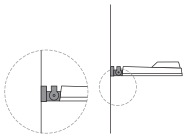

## shaped poles

| | h off-ground | ø pole | code colour |
|---|---|---|---|
| **buried** | with single arm | | |
| | 6000 | 160 | **1530** 74 |
| | 8000 | 160 | **1531** 74 |
| | 10000 | 160 | **1532** 74 |
| | with double arm | | |
| | 6000 | 160 | **1536** 74 |
| | 8000 | 160 | **1537** 74 |
| | 10000 | 160 | **1538** 74 |

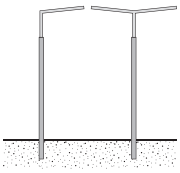

| | h off-ground | ø pole | code colour |
|---|---|---|---|
| **with plate** | with single arm | | |
| | 6000 | 160 | **1533** 74 |
| | 8000 | 160 | **1534** 74 |
| | 10000 | 160 | **1535** 74 |
| | with double arm | | |
| | 6000 | 160 | **1539** 74 |
| | 8000 | 160 | **1540** 74 |
| | 10000 | 160 | **1541** 74 |

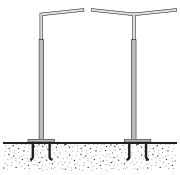

The technical specifications of the poles are presented on page 457.
Fixing plate with anchor bolts to be ordered separately (page 465).



Technical data may change with technological evolution.
For updated data please refer to our on-line catalogue.

Piazza San Giorgio - Quartucciu, Italy
Architectural project: Elisabetta Pani, Bruno Ferreira Franco, Massimiliano Onidi, Gina Orrù, Maurizio Castangia - Photo: Mario Tordini

pinterest.com/iguzzini

pinterest.com/iguzzini

# Argo and Delphi




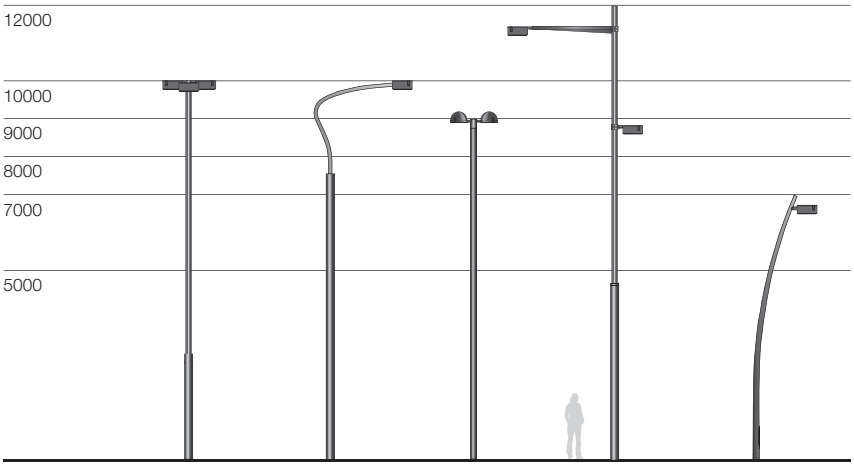


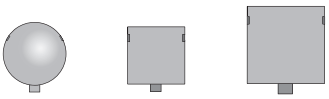

ø 369 ⧄ 330 ⧄ 451

Piazza d'armi
Santiago del Cile - Chile

Architectural project:
Rodrigo Pérez de Arce
& Sebastián Bianchi
Lighting project:
Tallerdos (Ramón López
& Matías López)
Photo: Cristian Barahona M.

# Argo and Delphi

## Compositions

### Pole-top

### Linear arms

single pole-top | double pole-top | triple pole-top | linear arm L=900 with intermediate attachment | linear arm L=900 (double composition)

### Shaped poles



pole with single arm | pole with double arm | conical curved pole | conical curved pole with intermediate attachment | wall attachment

# Argo and Delphi

## Features

IP66 IK08/IK09

- Street lighting system for use with LEDs.
- Pole or wall-mounted installation.
- Fitting has an optical assembly, pole, arm (single or double) and pole-top.
- Die-cast aluminium optical assembly and lid; sodium-calcium tempered sealing glass, thickness 5 mm; 50 Shore black silicone gasket; polished anodized reflector made of 99.93% superpure aluminium.
- Die-cast aluminium pole-top with single and double attachment for poles ø 60, 76, 102, 120 mm, triple ø 102, 120 mm.
- Die-cast aluminium lateral attachment for tapered poles with diameter from 46 to 76 mm.
- No upward emission of the light flow.
- Adjustable optical assembly.
- High visual comfort.
- High performance optics (Opti Smart) and uniform light distribution.
- No photobiological risk. This luminaire is in the "Exempt Group" (no risk linked to infrared, blue light and UV radiation) in accordance with EN 62471:2008.
- The luminaire has luminous flux emission fully programmable directly from the product driver.
- The driver allows the use of 3 fixed profiles (1/2/3) and one variable profile (4) for different output lumen levels and different powers.
  **Profile 1 fixed** to 375mA
  **Profile 2 fixed** to 450mA
  **Profile 3 fixed** to 525mA
  **Profile 4 variable** to 350mA.
- Compatibility with Telemanagement systems thanks to "Power Supply", dual-operation Flux regulator and "LED Driver DALI" (0-10V/1-10V) compatible with the systems on the market.
- Common mode surge protection up to 10KV.
- An active control system modifies the current intensity to preserve the luminous efficacy and the lifetime of the LEDs under any ambient temperature conditions.
- Replaceable driver unit and control gear.
- All external screws are in stainless steel.

Tool-free optical assembly opening

Automatic door lock

## Optics

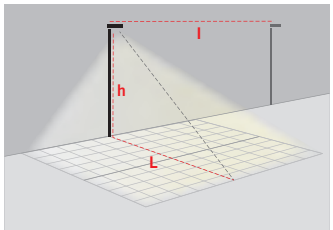


**d** = **L/h**
**h** = Installation height
**L** = Width of area to be lit
**l** = Spacing between poles

### ST - Road optics

LED

**ST1**
l = 4h / d = 1
**Intensity Class: G4**

**ST1.2**
l = 4h / d = 1,2
**Intensity Class: G4**

**ST1C**
l = 3,7h / d = 1
**Intensity Class: G6**

**ST0.8C**
l = 3,7h / d = 1
**Intensity Class: G6**

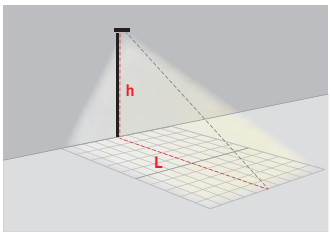


**d** = **L/h**
**h** = Installation height
**L** = Width of area to be lit

### A - Asymmetric optics

LED

**A60**
h = 7 / d = 2

**A45C**
h = 7 / d = 1,6

LED

- **LED Single Chip**
- Colour stability **Mac Adam <3**
- Life 100000 h **L80 B10**
- Color temperature: Neutral white **4000K** Warm white **3000K**

## Energy saving

| lumen lm | LED | HIT/HST | | HME | |
|---|---|---|---|---|---|
| **3210** | 30W | 83W | 63% | 92W | 68% |
| **5730** | 53W | 117W | 55% | 150W | 65% |
| **7420** | 68W | 170W | 60% | 275W | 75% |

(4000K) LED energy saving compared with traditional lamps
The system life is calculated at Ambient Temperature (Ta) 25°C

# Argo

04
BLACK

15
GREY

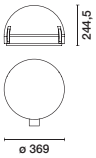


| light source | W* min | W* max | lm min | lm max | code colour |
|---|---|---|---|---|---|
| LED | **Multipower with midnight recognition** | | | | |
| 4000K - CRI 70 - **ST1 optic** | | | | | |
| | **30 W** | **42 W** | **3210** | **4220** | **BL86** 04-15 |
| | **53 W** | **72 W** | **5730** | **7350** | **BL87** 04-15 |
| 3000K - CRI 70 - **ST1 optic** | | | | | |
| | **30 W** | **42 W** | **2950** | **3880** | **BP26** 04-15 |
| | **53 W** | **72 W** | **5260** | **6770** | **BP27** 04-15 |
| 4000K - CRI 70 - **ST1.2 optic** | | | | | |
| | **38 W** | **51 W** | **4140** | **5270** | **BL88** 04-15 |
| | **60 W** | **81 W** | **6610** | **8380** | **BL89** 04-15 |
| 3000K - CRI 70 - **ST1.2 optic** | | | | | |
| | **38 W** | **51 W** | **3810** | **4850** | **BP28** 04-15 |
| | **60 W** | **81 W** | **6080** | **7700** | **BP29** 04-15 |
| 4000K - CRI 70 - **ST0.8C optic** | | | | | |
| | **30 W** | **42 W** | **2980** | **3930** | **BL90** 04-15 |
| 3000K - CRI 70 - **ST0.8C optic** | | | | | |
| | **30 W** | **42 W** | **2740** | **3620** | **BP30** 04-15 |
| 4000K - CRI 70 - **ST1C optic** | | | | | |
| | **37 W** | **51 W** | **3780** | **4970** | **BL91** 04-15 |
| | **58 W** | **81 W** | **6030** | **7890** | **BL92** 04-15 |
| 3000K - CRI 70 - **ST1C optic** | | | | | |
| | **37 W** | **51 W** | **3470** | **4570** | **BP31** 04-15 |
| | **58 W** | **81 W** | **5540** | **7260** | **BP32** 04-15 |
| 4000K - CRI 70 - **A60 optic** | | | | | |
| | **58 W** | **81 W** | **6320** | **8280** | **BL93** 04-15 |
| 3000K - CRI 70 - **A60 optic** | | | | | |
| | **58 W** | **81 W** | **5810** | **7610** | **BP33** 04-15 |
| 4000K - CRI 70 - **A45C optic** | | | | | |
| | **58 W** | **81 W** | **5880** | **7700** | **BL94** 04-15 |
| 3000K - CRI 70 - **A45C optic** | | | | | |
| | **58 W** | **81 W** | **5410** | **7080** | **BP34** 04-15 |

The BL87-BL89-BL92-BL93-BL94-BP27-BP29-BP32-BP33-BP34 codes can be used with the Profiles 1-4 at a maximum environment temperature of 40°C and with the Profiles 2-3 at a maximum environment temperature of 25°C. The BL88-BL91-BP28-BP31 codes can be used with the Profiles 1-2-4 at a maximum environment temperature of 40°C and with the Profile 3 at a maximum environment temperature of 25°C.

| | | | | | |
|---|---|---|---|---|---|
| **Multipower DALI** | | | | | |
| 4000K - CRI 70 - **ST1 optic** | | | | | |
| | **17 W** | **23 W** | **1500** | **1980** | **BP73** 04-15 |
| 3000K - CRI 70 - **ST1 optic** | | | | | |
| | **17 W** | **23 W** | **1500** | **1980** | **BP76** 04-15 |

The output lumen and power value of the systems refer to the Profiles with the greatest light efficiency (Profile 1) and to the profile with maximum output flux (Profile 3). The values of other profiles can be consulted in the online catalogue: "http://products.iguzzini.com"

## accessories

| | code | colour |
|---|---|---|
| Polycarbonate screen IK10 | **BZ43** | 24 |
| for BL86-BL87-BL88-BL89 BL90-BL91-BL92-BL93-BL94 BP26-BP27-BP28-BP29-BP30 BP31-BP32-BP33-BP34 | | |
| USB pen profiler<br>Complete with cable and battery | **BZX1** | 04 |



Technical data may change with technological evolution.
For updated data please refer to our on-line catalogue.

# Delphi

04 BLACK
15 GREY

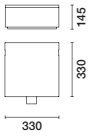


| light source | W* min | W* max | lm min | lm max | code colour |
|---|---|---|---|---|---|
| LED | **Multipower with midnight recognition** | | | | |
| 4000K - CRI 70 - **ST1 optic** | | | | | |
| | 30 W | 42 W | 3210 | 4240 | **BL77** 04-15 |
| | 53 W | 72 W | 5730 | 7370 | **BL78** 04-15 |
| 3000K - CRI 70 - **ST1 optic** | | | | | |
| | 30 W | 42 W | 2950 | 3890 | **BP17** 04-15 |
| | 53 W | 72 W | 5270 | 6780 | **BP18** 04-15 |
| 4000K - CRI 70 - **ST1.2 optic** | | | | | |
| | 38 W | 51 W | 4140 | 5290 | **BL79** 04-15 |
| | 61 W | 81 W | 6610 | 8410 | **BL80** 04-15 |
| 3000K - CRI 70 - **ST1.2 optic** | | | | | |
| | 38 W | 51 W | 3810 | 4860 | **BP19** 04-15 |
| | 61 W | 81 W | 6080 | 7730 | **BP20** 04-15 |
| 4000K - CRI 70 - **ST0.8C optic** | | | | | |
| | 30 W | 42 W | 2990 | 3940 | **BL81** 04-15 |
| 3000K - CRI 70 - **ST0.8C optic** | | | | | |
| | 30 W | 42 W | 2740 | 3630 | **BP21** 04-15 |
| 4000K - CRI 70 - **ST1C optic** | | | | | |
| | 37 W | 51 W | 3780 | 4980 | **BL82** 04-15 |
| | 58 W | 81 W | 6030 | 7920 | **BL83** 04-15 |
| 3000K - CRI 70 - **ST1C optic** | | | | | |
| | 37 W | 51 W | 3470 | 4580 | **BP22** 04-15 |
| | 58 W | 81 W | 5550 | 7290 | **BP23** 04-15 |
| 4000K - CRI 70 - **A60 optic** | | | | | |
| | 58 W | 81 W | 6330 | 8310 | **BL84** 04-15 |
| 3000K - CRI 70 - **A60 optic** | | | | | |
| | 58 W | 81 W | 5820 | 7640 | **BP24** 04-15 |
| 4000K - CRI 70 - **A45C optic** | | | | | |
| | 58 W | 81 W | 5890 | 7730 | **BL85** 04-15 |
| 3000K - CRI 70 - **A45C optic** | | | | | |
| | 58 W | 81 W | 5410 | 7110 | **BP25** 04-15 |

The BL78-BL80-BL83-BL84-BL85-BP18-BP20-BP23-BP24-BP25 codes can be used with the Profiles 1-4 at a maximum environment temperature of 40°C and with the Profiles 2-3 at a maximum environment temperature of 25°C. The BL79-BL82-BP19-BP22 codes can be used with the Profiles 1-2-4 at a maximum environment temperature of 40°C and with the Profile 3 at a maximum environment temperature of 25°C.

| | | | | | |
|---|---|---|---|---|---|
| **Multipower bi-energy with pilot cable** | | | | | |
| 4000K - CRI 70 - **ST1 optic** | | | | | |
| | 17 W | 23 W | 1640 | 2150 | **BU03** 04-15 |
| 3000K - CRI 70 - **ST1 optic** | | | | | |
| | 17 W | 23 W | 1500 | 1980 | **BU04** 04-15 |
| **DALI Multipower** | | | | | |
| 4000K - CRI 70 - **ST1 optic** | | | | | |
| | 17 W | 23 W | 1640 | 2150 | **BP72** 04-15 |
| 3000K - CRI 70 - **ST1 optic** | | | | | |
| | 17 W | 23 W | 1500 | 1980 | **BP75** 04-15 |

The output lumen and power value of the systems refer to the Profiles with the greatest light efficiency (Profiles 1-4) and to the profile with maximum output flux (Profiles 2-3). The values of other profiles can be consulted in the online catalogue:"http://products.iguzzini.com"

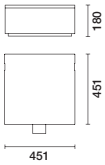


| light source | W* min | W* max | lm min | lm max | code colour |
|---|---|---|---|---|---|
| LED | **Multipower with midnight recognition** | | | | |
| 4000K - CRI 70 - **ST1 optic** | | | | | |
| | 68 W | 91 W | 7420 | 9390 | **BM11** 04-15 |
| | 80 W | 96 W | 8860 | 10230 | **BM12** 04-15 |
| 3000K - CRI 70 - **ST1 optic** | | | | | |
| | 68 W | 91 W | 6830 | 8630 | **BP51** 04-15 |
| | 80 W | 96 W | 8150 | 9410 | **BP52** 04-15 |
| 4000K - CRI 70 - **ST1.2 optic** | | | | | |
| | 80 W | 94 W | 8860 | 10150 | **BM13** 04-15 |
| 3000K - CRI 70 - **ST1.2 optic** | | | | | |
| | 80 W | 95 W | 8150 | 9330 | **BP53** 04-15 |
| 4000K - CRI 70 - **ST1C optic** | | | | | |
| | 79 W | 95 W | 8260 | 9560 | **BM14** 04-15 |
| 3000K - CRI 70 - **ST1C optic** | | | | | |
| | 79 W | 95 W | 7600 | 8790 | **BP54** 04-15 |
| 4000K - CRI 70 - **A60 optic** | | | | | |
| | 86 W | 103 W | 9440 | 10920 | **BM15** 04-15 |
| 3000K - CRI 70 - **A60 optic** | | | | | |
| | 86 W | 103 W | 8680 | 10040 | **BP55** 04-15 |
| 4000K - CRI 70 - **A45C optic** | | | | | |
| | 86 W | 103 W | 8780 | 10150 | **BM16** 04-15 |
| 3000K - CRI 70 - **A45C optic** | | | | | |
| | 86 W | 103 W | 8070 | 9340 | **BP56** 04-15 |

Can be used only with Profiles 1-2-4 and at a maximum environment temperature of 25°C.
The BM11-BP51 code can also use the Profile 3.

## accessories

| | code | colour |
|---|---|---|
| Polycarbonate screen IK10 | **BZ41** for BL77-BL78-BL79-BL80 BL81-BL82-BL83-BL84-BL85 BP17-BP18-BP19-BP20-BP21 BP22-BP23-BP24-BP25 | 24 |
| USB pen profiler Complete with cable and battery | **BZX1** | 04 |

# Argo and Delphi

## pole-top installation on cylindrical poles

| | ø pole attachment | code colour |
|---|---|---|
| single | 60 | **BD13** 04-15 |
| | 76 | **BD15** 04-15 |
| | 102 | **BD17** 04-15 |
| | 120 | **6120** 04-15 |
| double | 60 | **BD14** 04-15 |
| | 76 | **BD16** 04-15 |
| | 102 | **BD18** 04-15 |
| | 120 | **6121** 04-15 |
| triple | 102 | **BD19** 04-15 |
| | 120 | **6122** 04-15 |

## installation with arms on cylindrical poles

| | length | ø pole | code colour |
|---|---|---|---|
| linear | 900 | 102 | **BZ44** 04-15 |
| | 900 | 120 | **6130** 04-15 |
| | 1500 | 102 | **BZ45** 04-15 |
| | 1500 | 120 | **6131** 04-15 |
| | The counter flange must be ordered, to secure the arm to the pole. | | |
| counter flange | | 102 | **BZ46** 04-15 |
| | | 120 | **6132** 04-15 |
| | To be ordered to secure the linear arm without tie rod to the pole. Not required when installing two opposite arms. | | |
| tilted with tie rod | 900 | 102 | **BZ48** 04-15 |
| | 1500 | 102 | **6135** 04-15 |
| | Can be used only with Argo and Delphi small body. | | |
| intermediate attachment | | 102 | **BD21** 04-15 |
| | | 120 | **6123** 04-15 |

The arms can be installed individually or in double composition.

## wall-mounted installation

| | code colour |
|---|---|
| wall attachment | **BD20** 04-15 |

# Argo and Delphi

## cylindrical poles for pole-top installation of 1/2 optical assemblies

| | h off-ground | ø pole | ø shank | code colour |
|---|---|---|---|---|
| buried | 3500 | 102 | | * **1203** 04-15 |
| 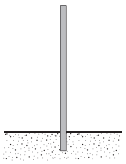 | 5000 | 102 | | **1205** 04-15 |
| | 5000 | 120 | | **1291** 15 |
| | 6000 | 102 | 76 | **1518** 04-15 |
| | 7000 | 120 | 102 | **1519** 04-15 |
| | 8000 | 120 | 102 | **1520** 04-15 |
| | 9000 | 120 | | **1274** 15 |
| | 9000 | 194/120 | | **1545** 04-15 |
| | 10000 | 194/120 | | **1546** 04-15 |
| | 12000 | 194/120 | | **1552** 04-15 |
| with plate | 5000 | 102 | | **1344** 04-15 |
| 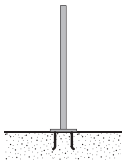 | 5000 | 120 | | **1292** 15 |
| | 6000 | 120 | | **1521** 04-15 |
| | 7000 | 120 | 102 | **1522** 04-15 |
| | 8000 | 120 | 102 | **1523** 04-15 |
| | 9000 | 194/120 | | **1547** 04-15 |
| | 10000 | 194/120 | | **1548** 04-15 |
| | 12000 | 194/120 | | **1554** 04-15 |

* Not for use in the installation of the large optical assembly

## cylindrical poles for pole-top installation of 3 optical assemblies or for arms

| | h off-ground | ø pole | code colour |
|---|---|---|---|
| buried | 5000 | 120 | **1291** 15 |
| 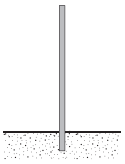 | 6000 | 102 | **1542** 04-15 |
| | 7000 | 102 | **1543** 04-15 |
| | 8000 | 127/102 | **1544** 04-15 |
| | 9000 | 194/120 | **1545** 04-15 |
| | 10000 | 194/120 | **1546** 04-15 |
| | 12000 | 194/120 | **1552** 04-15 |
| with plate | 6000 | 159/102 | **1597** 04-15 |
| 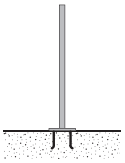 | 7000 | 159/102 | **1598** 04-15 |
| | 8000 | 159/102 | **1599** 04-15 |
| | 9000 | 194/120 | **1547** 04-15 |
| | 10000 | 194/120 | **1548** 04-15 |
| | 12000 | 194/120 | **1554** 04-15 |

The technical specifications of the poles are presented on page 457.
Fixing plate with anchor bolts to be ordered separately (page 465).

## installation on shaped poles

| | ø lateral attachment | code colour |
|---|---|---|
| lateral attachment | from 46 to 76 | **BZC9** 04-15 |
| 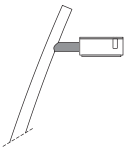 | | |
| decorative point with LED | LED Blue | **BZC5** 01 |
| 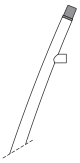 | LED Neutral white | **BZC6** 01 |
| | For curved conical poles | |

## shaped poles

| | h off-ground | ø pole | ø lateral attachment | code colour |
|---|---|---|---|---|
| buried | with single arm | | | |
| 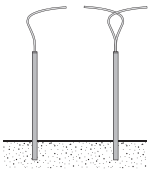 | 6700 | 160 | 76 | **1511** 74 |
| | 8700 | 160 | 76 | **1515** 74 |
| | with double arm | | | |
| | 6700 | 160 | 76 | **1585** 74 |
| | 8700 | 160 | 76 | **1588** 74 |
| with plate | with single arm | | | |
| 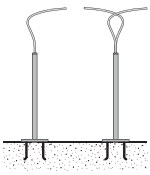 | 6700 | 160 | 76 | **1566** 74 |
| | 8700 | 160 | 76 | **1570** 74 |
| | with double arm | | | |
| | 6700 | 160 | 76 | **1909** 74 |
| | 8700 | 160 | 76 | **1910** 74 |
| | curved conical | | | |
| | 6000 | 147 max | 60 | **1506** 15 |
| | 6000 | 147 max | 60 | * **1508** 15 |
| | 8000 | 172 max | 60 | **1507** 15 |
| | 8000 | 172 max | 60 | * **1509** 15 |

* Versions with intermediate attachment

The technical specifications of the poles are presented on page 457.
Fixing plate with anchor bolts to be ordered separately (page 465).

# Argo span-wire installation

## Features

IP66 IK08

- Street lighting luminaire for use with LEDs.
- Pendant installation.
- Made up of optical assembly and fixing system.
- Die-cast aluminium optical assembly and lid; sodium-calcium tempered sealing glass, thickness 5 mm; 50 Shore black silicone gasket; polished anodized reflector made of 99.93% superpure aluminium.
- Die-cast aluminium fixing system with anchoring system to AISI 304 stainless steel wire.
- Attached on cables/wires with diameter from 6 to 12 mm.
- Stainless steel anti-fall safety system.
- No upward emission of the light flow.
- Adjustable optical assembly.
- Common mode surge protection up to 10KV.
- Versions with DALI and bi-energy (100% - 50%) control gear.
- Replaceable LED unit.
- Replaceable driver unit and control gear.
- All screws are A2 stainless steel.

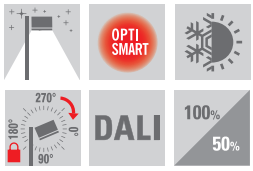

Double-adjustability

## Optic

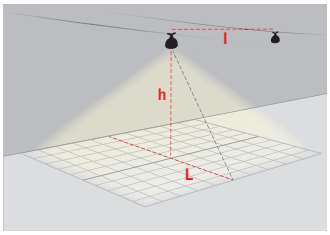


**d** = **L/h**
**h** = Installation height
**L** = Width of area to be lit
**l** = Spacing between poles

### STM1 - Pendant road optic for vehicular traffic

LED

**STM1**
l = 4h / d = 1
**Intensity Class: G4**

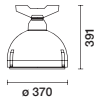


| light source | W* min | W* max | lm min | lm max | code colour |
|---|---|---|---|---|---|
| LED | **DALI Multipower** | | | | |
| | 4000K - CRI 70 - **STM1 optic** | | | | |
| | **30 W** | **41 W** | **3270** | **4300** | **BU50** 15 |
| | 3000K - CRI 70 - **STM1 optic** | | | | |
| | **30 W** | **41 W** | **3010** | **3950** | **BU51** 15 |
| | **Multipower bi-energy with pilot cable** | | | | |
| | 4000K - CRI 70 - **STM1 optic** | | | | |
| | **30 W** | **41 W** | **3270** | **4300** | **BU52** 15 |
| | 3000K - CRI 70 - **STM1 optic** | | | | |
| | **30 W** | **41 W** | **3010** | **3950** | **BU53** 15 |
| | **Multipower with midnight recognition** | | | | |
| | 4000K - CRI 70 - **STM1 optic** | | | | |
| | **58 W** | **81 W** | **6400** | **8380** | **BU54** 15 |
| | 3000K - CRI 70 - **STM1 optic** | | | | |
| | **58 W** | **81 W** | **5880** | **7700** | **BU55** 15 |

The output lumen and power value of the systems refer to the Profiles with the greatest light efficiency (Profile 1) and to the profile with maximum output flux (Profile 3). The values of other profiles can be consulted in the online catalogue: "http://products.iguzzini.com".

| | | code colour |
|---|---|---|
| | USB pen profiler<br>Complete with cable and battery | **BZX1** 04 |

Bay View Terrace - Claremont, Australia

Architectural project and Design: AECOM Australia Pty Ltd
Electrical Engineering: AECOM Australia Pty Ltd
Lighting project: Mervin van der Linde
Photographer: Ron Tan

Technical data may change with technological evolution.
For updated data please refer to our on-line catalogue.

pinterest.com/iguzzini

pinterest.com/iguzzini
مقعدك بانتظارك
امسح، واربح في WTC مول
1 ديسمبر وحتى 14 فبراير
ETIHAD GUEST
WTCAD.AE | #WTCAD

# Wow

design Piano design



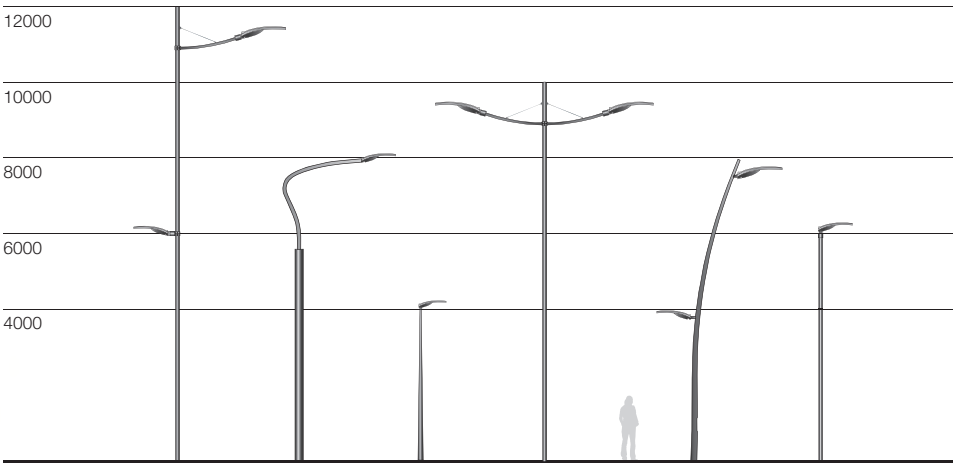




307x620 415x758 505x807

Central Market-Abu Dhabi
Abu Dhabi, UAE

Architectural project: Foster+Partners
Lighting project:
Otak International Architects

# Wow

## Compositions

### Pole-top

### Arms

single pole-top | double pole-top | triple pole-top | arms L=900 (double composition) | single arm L=900 with intermediate

### Shaped poles

pole with single arm | pole with double arm | conical curved pole with intermediate attachment | conical curved pole | wall attachment

# Wow

## Features

IP67 IK08

- Street lighting system for use with LEDs.
- Installation on pole-tops, with lateral arms or on tapered poles with attachment diameter ø 46/60/76 mm.
- Pole-top installation on poles with ending part from ø 46 to ø 76 mm.
- Reflectors in silver aluminium.
- Die-cast aluminium optical assembly; hot dip galvanized steel tubular arms; sodium-calcium sealing glass, 5 mm thick, siliconed to frame that closes the LED compartment with a hinge and 2 screws.
- No upward emission of the light flow.
- Adjustable optical assembly.
- High visual comfort.
- High performance optics (Opti Smart) and uniform light distribution.
- No photobiological risk. This luminaire is in the "Exempt Group" (no risk linked to infrared, blue light and UV radiation) in accordance with EN 62471:2008.
- The luminaire has luminous flux emission fully programmable directly from the product driver.
- The driver allows the use of 3 fixed profiles (1/2/3) and one variable profile (4) for different output lumen levels and different powers.
  **Profile 1 fixed** to 350mA
  **Profile 2 fixed** to 450mA
  **Profile 3 fixed** to 525mA
  **Profile 4 variable** to 350mA
- Compatibility with Telemanagement systems thanks to "Power Supply", dual-operation Flux regulator and "LED Driver DALI" (0-10V/1-10V) compatible with the systems on the market.
- Common mode Surge protection up to 10KV.
- An active control system modifies the current intensity to preserve the luminous efficacy and the lifetime of the LEDs under any ambient temperature conditions.
- Replaceable LED unit.
- Replaceable driver unit and control gear.
- All external screws are in stainless steel.

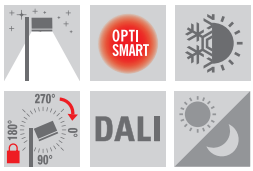

Replaceable LED optical assembly

Replaceable LED

Tool-free replacement of power supply

Adjustable product +20° / -20°

## Optics

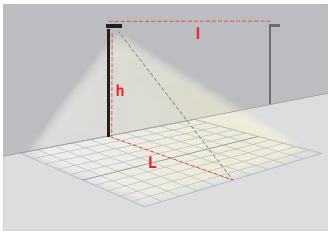


**d** = **L/h**
**h** = Installation height
**L** = Width of area to be lit
**I** = Spacing between poles

### ST - Road optics

LED

**ST1**
I = 4h / d = 1
**Intensity Class: G4**

**ST1.2**
I = 4h / d = 1,2
**Intensity Class: G4**

**ST1C**
I = 3,7h / d = 1
**Intensity Class: G6**

**STO.8C**
I = 5h
d = 0,5 / 0,8
**Intensity Class: G6**

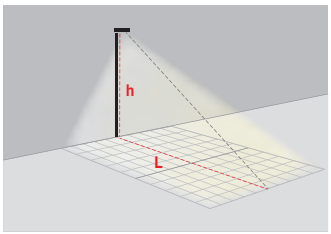


**d** = **L/h**
**h** = Installation height
**L** = Width of area to be lit

### A - Asymmetric optics

LED

**A60**
h = 7 / d = 2

**A45C**
h = 7 / d = 1,6

Powers refer to the neutral white colour temperature.

# Wow

15
GREY

LED

- **LED Single Chip**
- Colour stability
  **Mac Adam <3**
- Life
  100000 h **L90 B10**
- Color temperature:
  Neutral white **4000K**
  Warm white **3000K**

## Energy saving

| lumen lm | LED | HIT/HST | ENERGY SAVING | HME | ENERGY SAVING |
|---|---|---|---|---|---|
| **3200** | 30W | 83W | 64% | 92W | 68% |
| **5720** | 54W | 117W | 54% | 150W | 64% |
| **7490** | 68W | 170W | 60% | 275W | 75% |
| **17030** | 163W | 275W | 41% | - | - |

(4000K) LED energy saving compared with traditional lamps
The system life is calculated at Ambient Temperature (Ta) 25°C

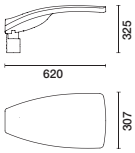


| light source | W min | W max | lm min | lm max | code colour |
|---|---|---|---|---|---|
| LED | **Multipower with midnight recognition** | | | | |
| 4000K - **ST1 optic** | | | | | |
| | **30 W** | **60 W** | **3200** | **5770** | **BU60** 15 |
| | **54 W** | **94 W** | **5720** | **8850** | **BU63** 15 |
| 3000K - **ST1 optic** | | | | | |
| | **30 W** | **60 W** | **2940** | **5310** | **BU71** 15 |
| | **54 W** | **94 W** | **5260** | **8140** | **BU74** 15 |
| 4000K - **ST1.2 optic** | | | | | |
| | **39 W** | **79 W** | **4140** | **7480** | **BU64** 15 |
| 3000K - **ST1.2 optic** | | | | | |
| | **39 W** | **79 W** | **3810** | **6870** | **BU75** 15 |
| 4000K - **ST1C optic** | | | | | |
| | **38 W** | **76 W** | **3820** | **6840** | **BU59** 15 |
| 3000K - **ST1C optic** | | | | | |
| | **38 W** | **76 W** | **3510** | **6290** | **BU70** 15 |
| 4000K - **A60 optic** | | | | | |
| | **30 W** | **61 W** | **3200** | **5760** | **BU65** 15 |
| 3000K - **A60 optic** | | | | | |
| | **30 W** | **61 W** | **2940** | **5300** | **BU76** 15 |
| 4000K - **A45C optic** | | | | | |
| | **30 W** | **61 W** | **2980** | **5360** | **BU66** 15 |
| 3000K - **A45C optic** | | | | | |
| | **30 W** | **61 W** | **2740** | **4930** | **BU77** 15 |
| **Multipower Middle of the Night with or without pilot cable** | | | | | |
| 4000K - **ST1 optic** | | | | | |
| | **18 W** | **29 W** | **1710** | **2740** | **BU35** 15 |
| | **32 W** | **55 W** | **3420** | **5460** | **BU36** 15 |
| 3000K - **ST1 optic** | | | | | |
| | **18 W** | **29 W** | **1570** | **2520** | **BX00** 15 |
| | **32 W** | **55 W** | **3150** | **5020** | **BX01** 15 |

The BU60-BU65-BU66-BU71-BU76-BU77 codes can be used with the Profiles 1-2-4 at a maximum environment temperature of 40°C and with the Profile 3 at a maximum environment temperature of 25°C.

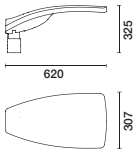


| light source | W min | W max | lm min | lm max | code colour |
|---|---|---|---|---|---|
| LED | **Multipower bi-energy with pilot cable** | | | | |
| 4000K - **ST1 optic** | | | | | |
| | **18 W** | **29 W** | **1710** | **2740** | **BU58** 15 |
| | **32 W** | **55 W** | **3420** | **5460** | **BU62** 15 |
| 3000K - **ST1 optic** | | | | | |
| | **18 W** | **29 W** | **1570** | **2520** | **BU69** 15 |
| | **32 W** | **55 W** | **3150** | **5020** | **BU73** 15 |
| **DALI Multipower** | | | | | |
| 4000K - **ST1 optic** | | | | | |
| | **18 W** | **29 W** | **1710** | **2740** | **BU57** 15 |
| | **32 W** | **55 W** | **3420** | **5460** | **BU61** 15 |
| 3000K - **ST1 optic** | | | | | |
| | **18 W** | **29 W** | **1570** | **2520** | **BU68** 15 |
| | **32 W** | **55 W** | **3150** | **5020** | **BU72** 15 |
| 4000K - **ST0.8C optic** | | | | | |
| | **18 W** | **29 W** | **1590** | **2550** | **BU56** 15 |
| 3000K - **ST0.8C optic** | | | | | |
| | **18 W** | **29 W** | **1460** | **2350** | **BU67** 15 |

The output lumen and power value of the systems refer to the Profiles with the greatest light efficiency (Profile 1) and to the profile with maximum output flux (Profile 3).
The values of other profiles can be consulted in the online catalogue: “http://products.iguzzini.com”.



Technical data may change with technological evolution.
For updated data please refer to our on-line catalogue.

# Wow

15
GREY

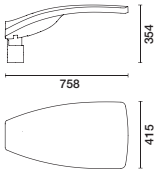


| light source | W min | W max | lm min | lm max | code | colour |
|---|---|---|---|---|---|---|
| LED | Multipower with midnight recognition | | | | | |
| 4000K - ST1 optic | | | | | | |
| | 30 W | 42 W | 3210 | 4280 | BH33 | 15 |
| | 53 W | 73 W | 5760 | 7490 | BH36 | 15 |
| | 68 W | 92 W | 7490 | 9620 | BH38 | 15 |
| | 81 W | 113 W | 8940 | 11730 | BH40 | 15 |
| | 88 W | 128 W | 9760 | 13200 | BP10 | 15 |
| 3000K - ST1 optic | | | | | | |
| | 30 W | 42 W | 2960 | 3940 | BN51 | 15 |
| | 53 W | 73 W | 5300 | 6890 | BN52 | 15 |
| | 68 W | 92 W | 6880 | 8840 | BN53 | 15 |
| | 81 W | 113 W | 8220 | 10790 | BN54 | 15 |
| | 88 W | 128 W | 8970 | 12130 | BP11 | 15 |
| 4000K - ST1.2 optic | | | | | | |
| | 39 W | 52 W | 4160 | 5360 | BH34 | 15 |
| | 61 W | 83 W | 6660 | 8560 | BH37 | 15 |
| | 81 W | 113 W | 8940 | 11730 | BH41 | 15 |
| 3000K - ST1.2 optic | | | | | | |
| | 39 W | 52 W | 3820 | 4920 | BN55 | 15 |
| | 61 W | 83 W | 6120 | 7870 | BN56 | 15 |
| | 81 W | 113 W | 8220 | 10790 | BN57 | 15 |
| 4000K - ST0.8C optic | | | | | | |
| | 30 W | 42 W | 2990 | 3990 | BH61 | 15 |
| 3000K - ST0.8C optic | | | | | | |
| | 30 W | 42 W | 2750 | 3670 | BN60 | 15 |
| 4000K - ST1C optic | | | | | | |
| | 37 W | 52 W | 3790 | 5050 | BH62 | 15 |
| | 59 W | 83 W | 6060 | 8060 | BH63 | 15 |
| | 80 W | 113 W | 8330 | 11060 | BH64 | 15 |
| 3000K - ST1C optic | | | | | | |
| | 37 W | 52 W | 3480 | 4640 | BN61 | 15 |
| | 59 W | 83 W | 5580 | 7420 | BN62 | 15 |
| | 80 W | 113 W | 7660 | 10170 | BN63 | 15 |
| 4000K - A60 optic | | | | | | |
| | 59 W | 83 W | 6360 | 8460 | BH35 | 15 |
| | 86 W | 122 W | 9510 | 12580 | BH39 | 15 |
| 3000K - A60 optic | | | | | | |
| | 59 W | 83 W | 5850 | 7780 | BN58 | 15 |
| | 86 W | 122 W | 8740 | 11570 | BN59 | 15 |
| 4000K - A45C optic | | | | | | |
| | 59 W | 83 W | 5920 | 7870 | BI41 | 15 |
| | 86 W | 122 W | 8840 | 11700 | BI42 | 15 |
| 3000K - A45C optic | | | | | | |
| | 59 W | 83 W | 5440 | 7240 | BN64 | 15 |
| | 86 W | 122 W | 8130 | 10760 | BN65 | 15 |

IK07

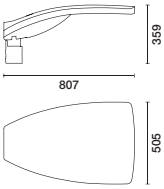


| light source | W min | W max | lm min | lm max | code | colour |
|---|---|---|---|---|---|---|
| LED | Multipower with midnight recognition | | | | | |
| 4000K - ST1 optic | | | | | | |
| | 98 W | 133 W | 10810 | 13880 | BH42 | 15 |
| | 118 W | 163 W | 13150 | 17030 | *BH59 | 15 |
| 3000K - ST1 optic | | | | | | |
| | 98 W | 133 W | 9940 | 12760 | BN66 | 15 |
| | 118 W | 163 W | 12100 | 15660 | BN67 | 15 |
| 4000K - ST1.2 optic | | | | | | |
| | 96 W | 133 W | 10580 | 13880 | BH43 | 15 |
| | 116 W | 163 W | 13010 | 17030 | BH60 | 15 |
| 3000K - ST1.2 optic | | | | | | |
| | 96 W | 133 W | 9720 | 12760 | BN68 | 15 |
| | 116 W | 163 W | 11960 | 15660 | BN69 | 15 |
| 4000K - ST1C optic | | | | | | |
| | 96 W | 133 W | 9970 | 13080 | BH65 | 15 |
| 3000K - ST1C optic | | | | | | |
| | 96 W | 133 W | 9170 | 12030 | BN71 | 15 |
| 4000K - A60 optic | | | | | | |
| | 101 W | 143 W | 11130 | 14780 | BH58 | 15 |
| 3000K - A60 optic | | | | | | |
| | 101 W | 143 W | 10240 | 13590 | BN70 | 15 |
| 4000K - A45C optic | | | | | | |
| | 101 W | 143 W | 10360 | 13740 | BK35 | 15 |
| 3000K - A45C optic | | | | | | |
| | 101 W | 143W | 9520 | 12640 | BN72 | 15 |

* IP66

The output lumen and power value of the systems refer to the Profiles with the greatest light efficiency (Profile 1) and to the profile with maximum output flux (Profile 3). The values of other profiles can be consulted in the online catalogue: "http://products.iguzzini.com"

accessories

| | code | colour |
|---|---|---|
| USB pen profiler<br>Complete with cable and battery | BZX1 | 04 |

# Wow

## installation with arms on cylindrical poles

| | length | ø pole | code colour |
|---|---|---|---|
| single | 900 | 102 | **6154** 15 |
| | 900 | 120 | **6157** 15 |

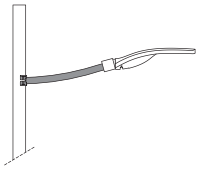

The counter flange must be ordered, to secure the arm to the pole.

| | | | |
|---|---|---|---|
| single with tie rod | 1500 | 102 | **6155** 15 |
| | 1500 | 120 | **6158** 15 |

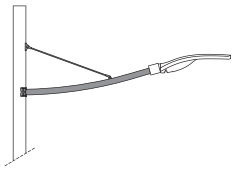

The counter flange must be ordered, to secure the arm to the pole.

| | | | |
|---|---|---|---|
| counter flange | | 102 | **6161** 15 |
| | | 120 | **6162** 15 |

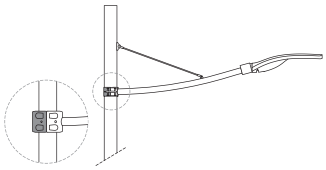

To be ordered to secure the single arm to the pole. Not required when installing two opposite arms.

| | | | |
|---|---|---|---|
| adapter for flange | | 89 (102) | **6163** 15 |
| | | 114 (120) | **6164** 15 |

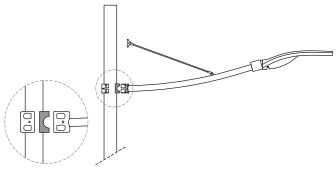

For installing arm on poles with a diameter of ø 89 - ø 114.

| | | | |
|---|---|---|---|
| wall attachment | | | **6160** 15 |

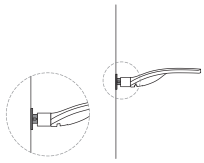

## pole-top installation

| | ø pole attachment | code colour |
|---|---|---|
| double | 102 | **6165** 15 |

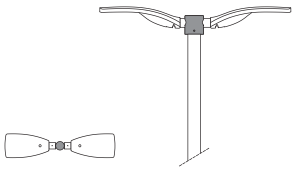

| | | |
|---|---|---|
| triple | 102 | **6166** 15 |

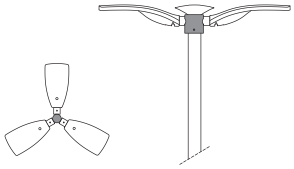

| | | |
|---|---|---|
| adapter for pole | da 102 a 76 | **6134** 15 |

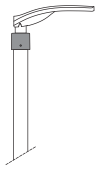

## intermediate installation

| | length | ø pole | code colour |
|---|---|---|---|
| intermediate attachment | 300 | 102 | **6156** 15 |
| | 300 | 120 | **6159** 15 |

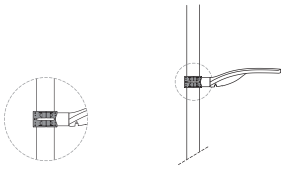

All arms in all sizes can be installed by a special flange in single or double composition.

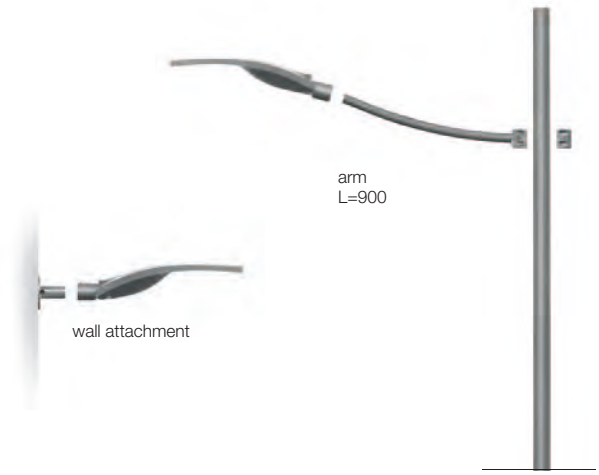


The Wow optical assembly can be installed on pole-top position in poles with ø 46 to ø 76 mm. Adapter for installation available for poles with ø 102 mm.

# Wow

## cylindrical poles for pole-top installation of 3 optical assemblies or for arms

| | h off-ground | ø pole | code colour |
|---|---|---|---|
| **buried** | 6000 | 102 | **1542** 15 |
| | 7000 | 102 | **1543** 15 |
| | 8000 | 127/102 | **1544** 15 |
| | 9000 | 194/120 | **1545** 15 |
| | 10000 | 194/120 | **1546** 15 |
| | 12000 | 194/120 | **1552** 15 |
| **with plate** | 6000 | 159/102 | **1597** 15 |
| | 7000 | 159/102 | **1598** 15 |
| | 8000 | 159/102 | **1599** 15 |
| | 9000 | 194/120 | **1547** 15 |
| | 10000 | 194/120 | **1548** 15 |
| | 12000 | 194/120 | **1554** 15 |

## conical poles for pole-top installation of 1 optical assembly

| | h off-ground | ø pole | code colour |
|---|---|---|---|
| **buried** | 4000 | 106-60 | **1275** 15 |
| | 7000 | 138-60 | **1281** 15 |
| | 9000 | 158-60 | **1282** 15 |
| **with plate** | 4000 | 100-60 | **1278** 15 |
| | 7000 | 130-60 | **1283** 15 |
| | 9000 | 150-60 | **1284** 15 |

## cylindrical poles for pole-top installation of 1/2 optical assemblies

| | h off-ground | ø pole | ø shank | code colour |
|---|---|---|---|---|
| **buried** | 5000 | 102 | | **1205** 15 |
| | 6000 | 102 | 76 | **1518** 15 |
| | 7000 | 120 | 102 | **1519** 15 |
| | 8000 | 120 | 102 | **1520** 15 |
| **with plate** | 5000 | 102 | | **1344** 15 |
| | 6000 | 120 | 102 | **1521** 15 |
| | 7000 | 120 | 102 | **1522** 15 |
| | 8000 | 120 | 102 | **1523** 15 |

The technical specifications of the poles are presented on page 457.
Fixing plate with anchor bolts to be ordered separately (page 465).

## shaped poles

| | h off-ground | ø pole | ø lateral attachment | code colour |
|---|---|---|---|---|
| **buried** | with single arm | | | |
| | 6700 | 160 | 76 | **1511** 74 |
| | 8700 | 160 | 76 | **1515** 74 |
| | with double arm | | | |
| | 6700 | 160 | 76 | **1585** 74 |
| | 8700 | 160 | 76 | **1588** 74 |
| **with plate** | with single arm | | | |
| | 6700 | 160 | 76 | **1566** 74 |
| | 8700 | 160 | 76 | **1570** 74 |
| | with double arm | | | |
| | 6700 | 160 | 76 | **1909** 74 |
| | 8700 | 160 | 76 | **1910** 74 |
| | curved conical | | | |
| | 6000 | 147 max | 60 | **1506** 15 |
| | 6000 | 147 max | 60 | ***1508** 15 |
| | 8000 | 172 max | 60 | **1507** 15 |
| | 8000 | 172 max | 60 | ***1509** 15 |

* Versions with intermediate attachment

## accessory for curved conical poles

| | | code colour |
|---|---|---|
| **decorative point with LED** | LED Blue | **BZC5** 01 |
| | LED Neutral white | **BZC6** 01 |

pinterest.com/iguzzini

# Archilede HP

High Performance

Enel Sole | by iGuzzini

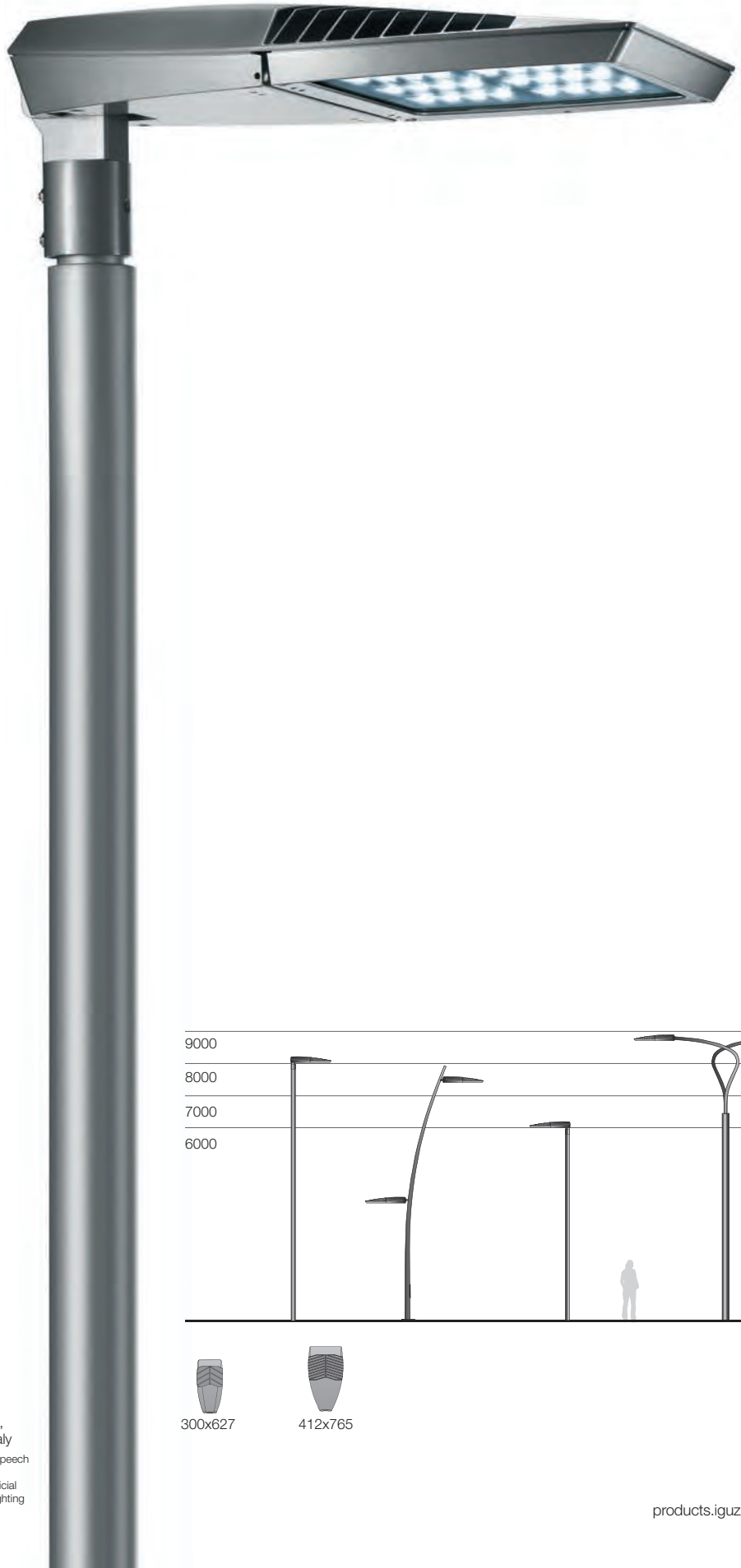

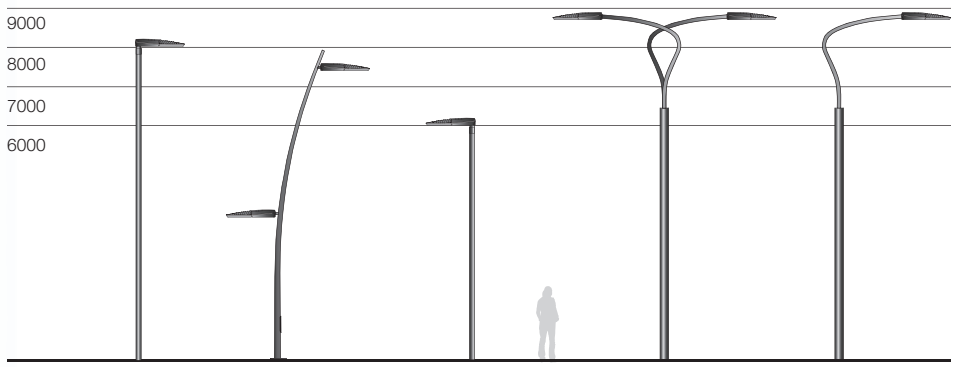




300x627 412x765

Russian Federation Pavilion,
Milan Expo 2015 - Milan, Italy

Architectural and lighting project: Speech
Photo: Paolo Carlini
iGuzzini illuminazione simulation official Technical Partner of Enel on the Lighting Solutions for Expo 2015

Archilede HP
High Performance
Enel Sole | by iGuzzini

## Compositions

### Pole-top and wall-mounted installation



single pole-top | double pole-top | triple pole-top | single arm with intermediate | wall attachment

### Shaped poles

pole with single arm | pole with double arm | conical curved pole | conical curved pole with intermediate attachment

# Archilede HP

High Performance

Enel Sole | by iGuzzini

## Features

IP67 IK08

- Street lighting system for use with LEDs.
- Installation on pole-tops, with lateral arms or on tapered poles with attachment diameter ø 46/60/76 mm.
- Pole-top installation on poles with ending part from ø 46 to ø 76 mm.
- Reflectors in silver aluminium.
- Die-cast aluminium optical assembly; hot dip galvanized steel tubular arms; sodium-calcium sealing glass, 5 mm thick, siliconed to frame that closes the LED compartment with a hinge and 2 screws.
- No upward emission of the light flow.
- Adjustable optical assembly.
- High visual comfort.
- High performance optics (Opti Smart) and uniform light distribution.
- No photobiological risk. This luminaire is in the "Exempt Group" (no risk linked to infrared, blue light and UV radiation) in accordance with EN 62471:2008.
- The luminaire has luminous flux emission fully programmable directly from the product driver.
- The driver allows the use of 3 fixed profiles (1/2/3) and one variable profile (4) for different output lumen levels and different powers.
  **Profile 1 fixed** to 350mA
  **Profile 2 fixed** to 450mA
  **Profile 3 fixed** to 525mA
  **Profile 4 variable** to 350mA
- Compatibility with Telemanagement systems thanks to "Power Supply", dual-operation Flux regulator and "LED Driver DALI" (0-10V/1-10V) compatible with the systems on the market.
- Common mode Surge protection up to 10KV.
- An active control system modifies the current intensity to preserve the luminous efficacy and the lifetime of the LEDs under any ambient temperature conditions.
- Replaceable LED unit.
- Replaceable driver unit and control gear.
- All external screws are in stainless steel.

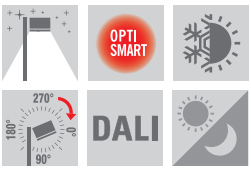

Replaceable LED optical assembly

Replaceable LED

Tool-free replacement of power supply

## Optics

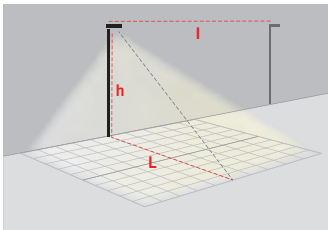


**d** = **L/h**
**h** = Installation height
**L** = Width of area to be lit
**I** = Spacing between poles

### ST - Road optics

LED

**ST1**
I = 4h / d = 1
**Intensity Class: G4**

**ST1.2**
I = 4h / d = 1,2
**Intensity Class: G4**

**ST1C**
I = 3,7h / d = 1
**Intensity Class: G6**

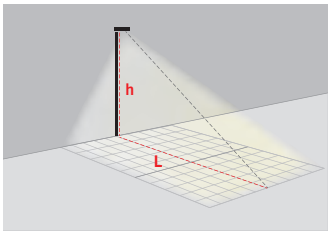


**d** = **L/h**
**h** = Installation height
**L** = Width of area to be lit

### A - Asymmetric optics

LED

**A60**
h = 7 / d = 2

**A45C**
h = 7 / d = 1,6

LED

- **LED Single Chip**
- Colour stability **Mac Adam <3**
- Life 100000 h **L90 B10**
- Color temperature:
  Neutral white **4000K**
  Warm white **3000K**

## Energy saving

| lumen lm | LED | HIT/HST | | HME | |
|---|---|---|---|---|---|
| **3230** | 29W | 83W | 65% | 92W | 68% |
| **5760** | 53W | 117W | 55% | 150W | 65% |
| **8950** | 81W | 170W | 52% | 275W | 71% |

(4000K) LED energy saving compared with traditional lamps
The system life is calculated at Ambient Temperature (Ta) 25°C

# Archilede HP

High Performance

Enel Sole | by iGuzzini

15
GREY

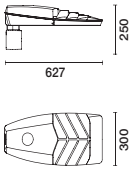


| light source | W min | W max | lm min | lm max | code colour |
|---|---|---|---|---|---|
| LED | **Multipower with midnight recognition** | | | | |
| 4000K - CRI 70 - **ST1 optic** | | | | | |
| | **17 W** | **31 W** | **1810** | **3210** | **BX36** 15 |
| | **29 W** | **57 W** | **3230** | **5760** | **BX37** 15 |
| | **53 W** | **90 W** | **5760** | **8990** | **BX38** 15 |
| 3000K - CRI 70 - **ST1 optic** | | | | | |
| | **17 W** | **31 W** | **1610** | **2860** | **BX42** 15 |
| | **29 W** | **57 W** | **2870** | **5120** | **BX43** 15 |
| | **53 W** | **90 W** | **5120** | **7990** | **BX44** 15 |
| 4000K - CRI 70 - **ST1.2 optic** | | | | | |
| | **35 W** | **89 W** | **3840** | **8590** | **BX39** 15 |
| 3000K - CRI 70 - **ST1.2 optic** | | | | | |
| | **35 W** | **89 W** | **3410** | **7630** | **BX45** 15 |

The output lumen and power value of the systems refer to the Profiles with the greatest light efficiency (Profile 1) and to the profile with maximum output flux (Profile 3). The values of other profiles can be consulted in the online catalogue: "http://products.iguzzini.com"

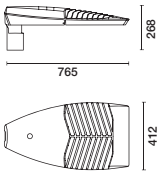


| light source | W min | W max | lm min | lm max | code colour |
|---|---|---|---|---|---|
| LED | **Multipower with midnight recognition** | | | | |
| 4000K - CRI 70 - **ST1 optic** | | | | | |
| | **30 W** | **42 W** | **3210** | **4280** | **BL66** 15 |
| | **53 W** | **73 W** | **5760** | **7500** | **BL67** 15 |
| | **81 W** | **113 W** | **8950** | **11770** | **BL68** 15 |
| | **94 W** | **184 W** | **10810** | **19010** | **BX41** 15 |
| 3000K - CRI 70 - **ST1 optic** | | | | | |
| | **81 W** | **161 W** | **8550** | **15220** | **BX47** 15 |
| 4000K - CRI 70 - **ST1.2 optic** | | | | | |
| | **39 W** | **52 W** | **4160** | **5360** | **BL69** 15 |
| | **61 W** | **83 W** | **6660** | **8570** | **BL70** 15 |
| | **81 W** | **113 W** | **8950** | **11770** | **BN73** 15 |
| 4000K - CRI 70 - **ST1C optic** | | | | | |
| | **37 W** | **52 W** | **3790** | **5050** | ***BL73** 15 |
| | **59 W** | **83 W** | **6070** | **8080** | ***BL74** 15 |
| 4000K - CRI 70 - **A60 optic** | | | | | |
| | **59 W** | **83 W** | **6360** | **8470** | **BL71** 15 |
| | **87 W** | **123 W** | **9540** | **12680** | **BL72** 15 |
| 4000K - CRI 70 - **A45C optic** | | | | | |
| | **59 W** | **83 W** | **5920** | **7880** | ***BL75** 15 |
| | **87 W** | **123 W** | **8880** | **11800** | ***BL76** 15 |

* IK07

## accessories

| | code | colour |
|---|---|---|
| USB pen profiler<br>Complete with cable and battery | **BZX1** | 04 |

## pole-top installation

| | ø pole attachment | code colour |
|---|---|---|
| double | 102 | **6165** 15 |
| triple | 102 | **6166** 15 |
| intermediate attachment L=300 | 102 | **6156** 15 |
| | 120 | **6159** 15 |
| adapter for pole | from ø 102 to ø 76 | **6134** 15 |

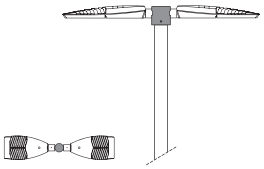

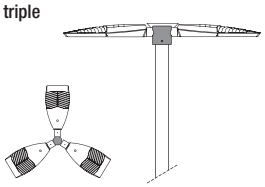

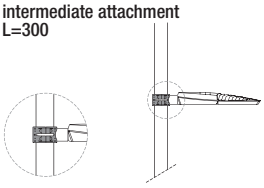

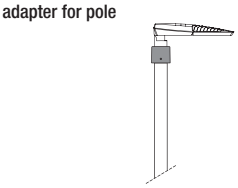

Technical data may change with technological evolution.
For updated data please refer to our on-line catalogue.

# Archilede HP

High Performance

Enel Sole | by iGuzzini

## wall-mounted installation

| | code colour |
|---|---|
| wall attachment | **6160** 15 |

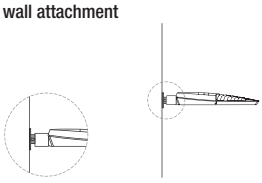

## cylindrical poles for pole-top installation of 3 optical assemblies

| | h off-ground | ø pole | code colour |
|---|---|---|---|
| buried | 6000 | 102 | **1542** 15 |
| | 7000 | 102 | **1543** 15 |
| | 8000 | 127/102 | **1544** 15 |
| with plate | 6000 | 159/102 | **1597** 15 |
| | 7000 | 159/102 | **1598** 15 |
| | 8000 | 159/102 | **1599** 15 |

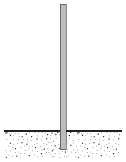

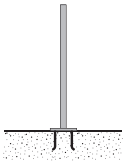

## conical poles for pole-top installation of 1 optical assembly

| | h off-ground | ø pole | code colour |
|---|---|---|---|
| buried | 4000 | 106-60 | **1275** 15 |
| | 7000 | 138-60 | **1281** 15 |
| | 9000 | 158-60 | **1282** 15 |
| with plate | 4000 | 100-60 | **1278** 15 |
| | 7000 | 130-60 | **1283** 15 |
| | 9000 | 150-60 | **1284** 15 |

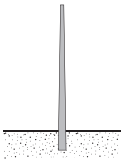

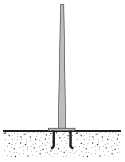

## cylindrical poles for pole-top installation of 1/2 optical assemblies

| | h off-ground | ø pole | ø shank | code colour |
|---|---|---|---|---|
| buried | 5000 | 102 | | **1205** 15 |
| | 6000 | 102 | 76 | **1518** 15 |
| | 7000 | 120 | 102 | **1519** 15 |
| | 8000 | 120 | 102 | **1520** 15 |
| with plate | 5000 | 102 | | **1344** 15 |
| | 6000 | 120 | 102 | **1521** 15 |
| | 7000 | 120 | 102 | **1522** 15 |
| | 8000 | 120 | 102 | **1523** 15 |

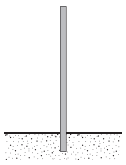

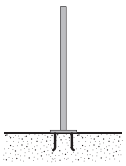

The technical specifications of the poles are presented on page 457.
Fixing plate with anchor bolts to be ordered separately (page 465).

## shaped poles

| | h off-ground | ø pole | ø lateral attachment | code colour |
|---|---|---|---|---|
| buried | with single arm | | | |
| | 6700 | 160 | 76 | **1511** 74 |
| | 8700 | 160 | 76 | **1515** 74 |
| | with double arm | | | |
| | 6700 | 160 | 76 | **1585** 74 |
| | 8700 | 160 | 76 | **1588** 74 |
| with plate | with single arm | | | |
| | 6700 | 160 | 76 | **1566** 74 |
| | 8700 | 160 | 76 | **1570** 74 |
| | with double arm | | | |
| | 6700 | 160 | 76 | **1909** 74 |
| | 8700 | 160 | 76 | **1910** 74 |
| | curved conical | | | |
| | 6000 | 147 max | 60 | **1506** 15 |
| | 6000 | 147 max | 60 | * **1508** 15 |
| | 8000 | 172 max | 60 | **1507** 15 |
| | 8000 | 172 max | 60 | * **1509** 15 |

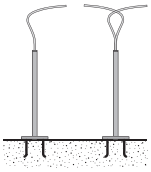

* Versions with intermediate attachment

## accessory for curved conical poles

| | | code colour |
|---|---|---|
| decorative point with LED | LED Blue | **BZC5** 01 |
| | LED Neutral white | **BZC6** 01 |

# New Quid

design Enzo Eusebi

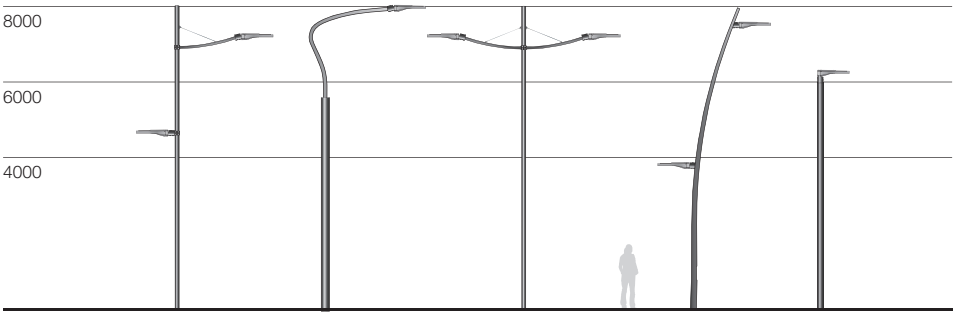




322x574

# New Quid

## Features

IP67 IK09

- Street lighting system for use with LEDs.
- Pole-top installation, on lateral arms or curved poles with end cap with diam. from 42 to 60 mm or from 60 to 76 mm.
- Die-cast aluminium optical assembly; arms made of hot dip galvanized tubular steel; tempered sodium-calcium sealing glass, 5 mm thick, siliconed to the frame that closes the LED compartment with clips.
- No upward emission of the light flow.
- Adjustable optical assembly.
- High visual comfort.
- Optics with optical polymer lenses with high output and uniform luminous distribution.
- No photobiological risk. This luminaire is in the “Exempt Group” (no risk linked to infrared, blue light and UV radiation) in accordance with EN 62471:2008.
- The fixture can be programmed with the interface to adjust the luminous flux. The fixture can be converted in Midnight and Bi-power mode using the same interface.
- Driver DALI driver compatible with telemanagement systems.
- Common mode Surge protection up to 10KV.
- An active control system modifies the current intensity to preserve the luminous efficacy and the lifetime of the LEDs under any ambient temperature conditions.
- Replaceable LED unit.
- Tool-free replaceable driver unit.
- All external screws are in stainless steel.



Adjustable product +20°/-5° pole-top +5°/-20° lateral

Disconnecting switch

Tool-free optical assembly opening

## Optics

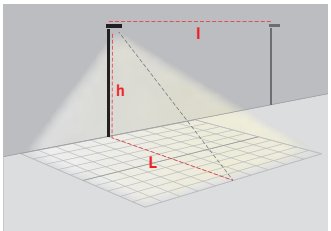


**d** = **L/h**
**h** = Installation height
**L** = Width of area to be lit
**I** = Spacing between poles

### ST - Road optics

LED

**ST1**
I = 4h / d = 1
**Intensity Class: G4**

**ST1.2**
I = 4h / d = 1,2
**Intensity Class: G4**

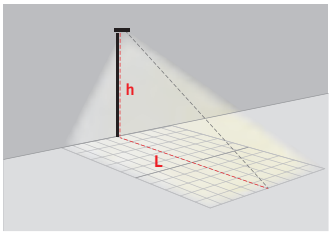


**d** = **L/h**
**h** = Installation height
**L** = Width of area to be lit

### A - Asymmetric optics

LED

**A45**
h = 7 / d = 1,6

## LED

- **LED Single Chip**
- Colour stability **Mac Adam <4**
- Life 100000 h **L80 B10**
- Color temperature: Neutral white **4000K** Warm white **3000K**

## Energy saving

| lumen lm | LED | HIT/HST | | HME | |
|---|---|---|---|---|---|
| **3300** | 35W | 83W | 58% | 92W | 62% |
| **6000** | 60W | 117W | 49% | 150W | 60% |
| **8800** | 87W | 170W | 49% | 275W | 68% |

(4000K) LED energy saving compared with traditional lamps
The system life is calculated at Ambient Temperature (Ta) 25°C

# New Quid

## Compositions

### Pole-top

### Arms

single pole-top | double pole-top | triple pole-top | arms L=900 (double composition) | single arm L=900 with intermediate

## Shaped poles

pole with single arm | pole with double arm | conical curved pole with intermediate attachment | conical curved pole | wall attachment

# New Quid

15
GREY

new
Available for order
NEMA socket versions: available for order from second quarter

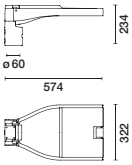


| light source | W | lm | code colour |
|---|---|---|---|
| LED new | DALI | | |
| | 4000K - CRI 70 - **ST1 optic** | | |
| | **35 W** | **3300** | **P534** 15 |
| | **60 W** | **6000** | **P535** 15 |
| | **87 W** | **8800** | **P536** 15 |
| | **19 W** | **2300** | ***P702** 15 |
| | 3000K - CRI 70 - **ST1 optic** | | |
| | **35 W** | **3030** | **P541** 15 |
| | **60 W** | **5520** | **P542** 15 |
| | **87 W** | **8100** | **P543** 15 |
| | **19 W** | **2030** | ***P703** 15 |
| | 4000K - CRI 70 - **ST1.2 optic** | | |
| | **41 W** | **4100** | **P537** 15 |
| | **75 W** | **7500** | **P538** 15 |
| | 3000K - CRI 70 - **ST1.2 optic** | | |
| | **41 W** | **3770** | **P544** 15 |
| | **75 W** | **6900** | **P545** 15 |
| | 4000K - CRI 70 - **A45 optic** | | |
| | **60 W** | **6000** | **P539** 15 |
| | **87 W** | **8800** | **P540** 15 |
| | 3000K - CRI 70 - **A45 optic** | | |
| | **60 W** | **5520** | **P546** 15 |
| | **87 W** | **8100** | **P547** 15 |
| | Additional options: Middle of the Night, Bi-energy. | | |
| | **DALI with on/off disconnecting switch** | | |
| | 4000K - CRI 70 - **ST1 optic** | | |
| | **35 W** | **3300** | **P562** 15 |
| | **69 W** | **6000** | **P563** 15 |
| | **87 W** | **8800** | **P564** 15 |
| | **19 W** | **2300** | ***P706** 15 |
| | 3000K - CRI 70 - **ST1 optic** | | |
| | **35 W** | **3030** | **P565** 15 |
| | **69 W** | **5520** | **P566** 15 |
| | **87 W** | **8100** | **P567** 15 |
| | **19 W** | **2030** | ***P707** 15 |
| | **DALI with NEMA socket** | | |
| | 4000K - CRI 70 - **ST1 optic** | | |
| | **35 W** | **3300** | **P574** 15 |
| | **69 W** | **6000** | **P575** 15 |
| | **87 W** | **8800** | **P576** 15 |
| | 3000K - CRI 70 - **ST1 optic** | | |
| | **35 W** | **3030** | **P577** 15 |
| | **69 W** | **5520** | **P578** 15 |
| | **87 W** | **8100** | **P579** 15 |

* High efficiency versions

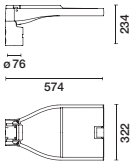


| light source | W | lm | code colour |
|---|---|---|---|
| LED new | DALI | | |
| | 4000K - CRI 70 - **ST1 optic** | | |
| | **35 W** | **3300** | **P548** 15 |
| | **60 W** | **6000** | **P549** 15 |
| | **87 W** | **8800** | **P550** 15 |
| | **19 W** | **2300** | ***P704** 15 |
| | 3000K - CRI 70 - **ST1 optic** | | |
| | **35 W** | **3300** | **P555** 15 |
| | **60 W** | **5520** | **P556** 15 |
| | **87 W** | **8100** | **P557** 15 |
| | **19 W** | **2030** | ***P705** 15 |
| | 4000K - CRI 70 - **ST1.2 optic** | | |
| | **41 W** | **4100** | **P551** 15 |
| | **75 W** | **7500** | **P552** 15 |
| | 3000K - CRI 70 - **ST1.2 optic** | | |
| | **41 W** | **3770** | **P558** 15 |
| | **79 W** | **6900** | **P559** 15 |
| | 4000K - CRI 70 - **A45 optic** | | |
| | **69 W** | **6600** | **P553** 15 |
| | **87 W** | **8800** | **P554** 15 |
| | 3000K - CRI 70 - **A45 optic** | | |
| | **69 W** | **5520** | **P560** 15 |
| | **87 W** | **8100** | **P561** 15 |
| | Additional options: Middle of the Night, Bi-energy. | | |
| | **DALI with on/off disconnecting switch** | | |
| | 4000K - CRI 70 - **ST1 optic** | | |
| | **35 W** | **3300** | **P568** 15 |
| | **69 W** | **6000** | **P569** 15 |
| | **87 W** | **8800** | **P570** 15 |
| | **19 W** | **2300** | ***P708** 15 |
| | 3000K - CRI 70 - **ST1 optic** | | |
| | **35 W** | **3030** | **P571** 15 |
| | **69 W** | **5520** | **P572** 15 |
| | **87 W** | **8100** | **P573** 15 |
| | **19 W** | **2030** | ***P709** 15 |
| | **DALI with NEMA socket** | | |
| | 4000K - CRI 70 - **ST1 optic** | | |
| | **35 W** | **3300** | **P580** 15 |
| | **69 W** | **6000** | **P581** 15 |
| | **87 W** | **8800** | **P582** 15 |
| | 3000K - CRI 70 - **ST1 optic** | | |
| | **35 W** | **3030** | **P583** 15 |
| | **69 W** | **5520** | **P584** 15 |
| | **87 W** | **8100** | **P585** 15 |

* High efficiency versions

accessories

| | code | colour |
|---|---|---|
| Programming interface | **MY92** | 00 |

# New Quid

## installation with arms on cylindrical poles

| | length | ø pole | code colour |
|---|---|---|---|
| single | 900 | 102 | **6154** 15 |
| | 900 | 120 | **6157** 15 |

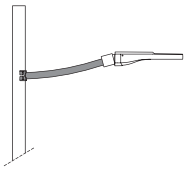

The counter flange must be ordered, to secure the arm to the pole.

| | | | |
|---|---|---|---|
| single with tie rod | 1500 | 102 | **6155** 15 |
| | 1500 | 120 | **6158** 15 |

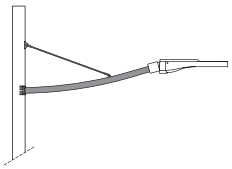

The counter flange must be ordered, to secure the arm to the pole.

| | | | |
|---|---|---|---|
| counter flange | | 102 | **6161** 15 |
| | | 120 | **6162** 15 |

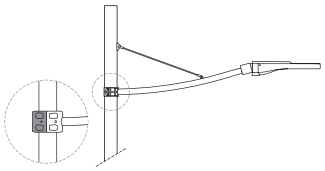

To be ordered to secure the single arm to the pole. Not required when installing two opposite arms.

| | | | |
|---|---|---|---|
| adapter for flange | | 89 (102) | **6163** 15 |
| | | 114 (120) | **6164** 15 |

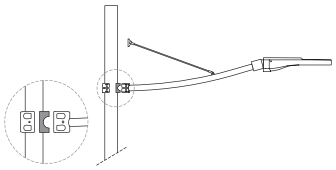

For installing arm on poles with a diameter of ø 89 - ø 114.

| | | | |
|---|---|---|---|
| wall attachment | | | **6160** 15 |

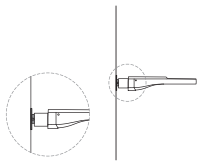

## pole-top installation

| | ø pole attachment | code colour |
|---|---|---|
| double | 102 | **6165** 15 |

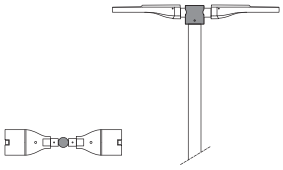

| | | |
|---|---|---|
| triple | 102 | **6166** 15 |

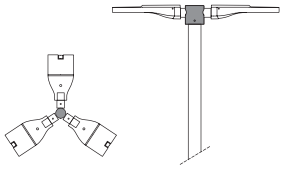

| | | |
|---|---|---|
| adapter for pole | from 102 to 76 | **6134** 15 |

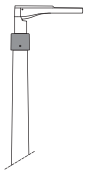

## intermediate installation

| | length | ø pole | code colour |
|---|---|---|---|
| intermediate attachment | 300 | 102 | **6156** 15 |
| | 300 | 120 | **6159** 15 |

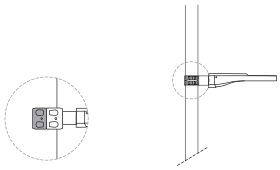

All arms in all sizes can be installed by a special flange in single or double composition.




The Quid optical assembly can be installed on pole-top position in poles with ø 60 to ø 76 mm. Adapter for installation available for poles with ø 102 mm.



# New Quid

## cylindrical poles for pole-top installation of 3 optical assemblies or for arms

| | h off-ground | ø pole | code colour |
|---|---|---|---|
| buried | 6000 | 102 | **1542** 15 |
| | 7000 | 102 | **1543** 15 |
| | 8000 | 127/102 | **1544** 15 |
| | 9000 | 194/120 | **1545** 15 |
| | 10000 | 194/120 | **1546** 15 |
| | 12000 | 194/120 | **1552** 15 |
| with plate | 6000 | 159/102 | **1597** 15 |
| | 7000 | 159/102 | **1598** 15 |
| | 8000 | 159/102 | **1599** 15 |
| | 9000 | 194/120 | **1547** 15 |
| | 10000 | 194/120 | **1548** 15 |
| | 12000 | 194/120 | **1554** 15 |

## conical poles for pole-top installation of 1 optical assembly

| | h off-ground | ø pole | code colour |
|---|---|---|---|
| buried | 4000 | 106-60 | **1275** 15 |
| | 7000 | 138-60 | **1281** 15 |
| | 9000 | 158-60 | **1282** 15 |
| with plate | 4000 | 100-60 | **1278** 15 |
| | 7000 | 130-60 | **1283** 15 |
| | 9000 | 150-60 | **1284** 15 |

## cylindrical poles for pole-top installation of 1/2 optical assemblies

| | h off-ground | ø pole | ø shank | code colour |
|---|---|---|---|---|
| buried | 5000 | 102 | | **1205** 15 |
| | 6000 | 102 | 76 | **1518** 15 |
| | 7000 | 120 | 102 | **1519** 15 |
| | 8000 | 120 | 102 | **1520** 15 |
| with plate | 5000 | 102 | | **1344** 15 |
| | 6000 | 120 | 102 | **1521** 15 |
| | 7000 | 120 | 102 | **1522** 15 |
| | 8000 | 120 | 102 | **1523** 15 |

## cylindrical poles for pole-top installation of 1 optical assembly

| | h off-ground | ø pole | ø shank | code colour |
|---|---|---|---|---|
| buried | 2500 | 60 | | **E062** 15 |
| | 3500 | 60 | | **E063** 15 |
| | 4000 | 76 | 60 | **E064** 15 |

The technical specifications of the poles are presented on page 457.
Fixing plate with anchor bolts to be ordered separately (page 465).

## shaped poles

| | h off-ground | ø pole | ø lateral attachment | code colour |
|---|---|---|---|---|
| buried | with single arm | | | |
| | 6700 | 160 | 76 | **1511** 74 |
| | 8700 | 160 | 76 | **1515** 74 |
| | with double arm | | | |
| | 6700 | 160 | 76 | **1585** 74 |
| | 8700 | 160 | 76 | **1588** 74 |
| with plate | with single arm | | | |
| | 6700 | 160 | 76 | **1566** 74 |
| | 8700 | 160 | 76 | **1570** 74 |
| | with double arm | | | |
| | 6700 | 160 | 76 | **1909** 74 |
| | 8700 | 160 | 76 | **1910** 74 |
| | curved conical | | | |
| | 6000 | 147 max | 60 | **1506** 15 |
| | 6000 | 147 max | 60 | ***1508** 15 |
| | 8000 | 172 max | 60 | **1507** 15 |
| | 8000 | 172 max | 60 | ***1509** 15 |

* Versions with intermediate attachment

## accessory for curved conical poles

| | | code colour |
|---|---|---|
| decorative point with LED | LED Blue | **BZC5** 01 |
| | LED Neutral white | **BZC6** 01 |

pinterest.com/iguzzini
PARA
MIRA
PASA
MUDANZAS
30

# CityWoody

design Mario Cucinella



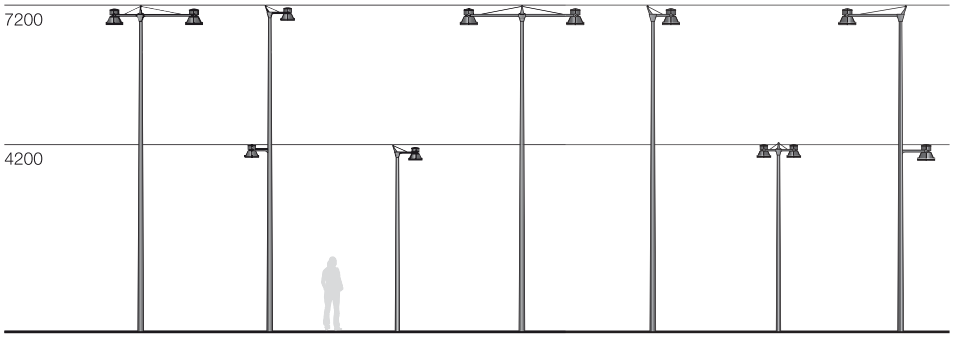


Tramway
Zaragoza, Spain

Architectural project:
aldayjover arquitectura y paisaje
Photo: José Hevia

# CityWoody

## Compositions

### Arms

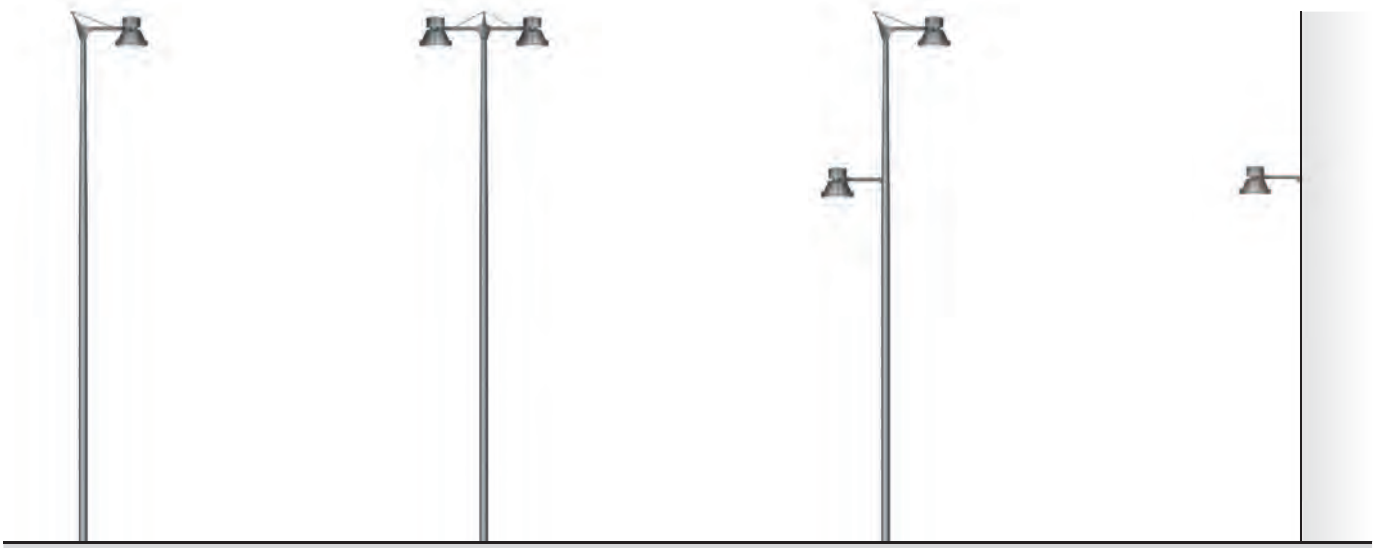

single arm
L=500

double arm
L=1000

single arm L=500
with intermediate

wall arm
L=460

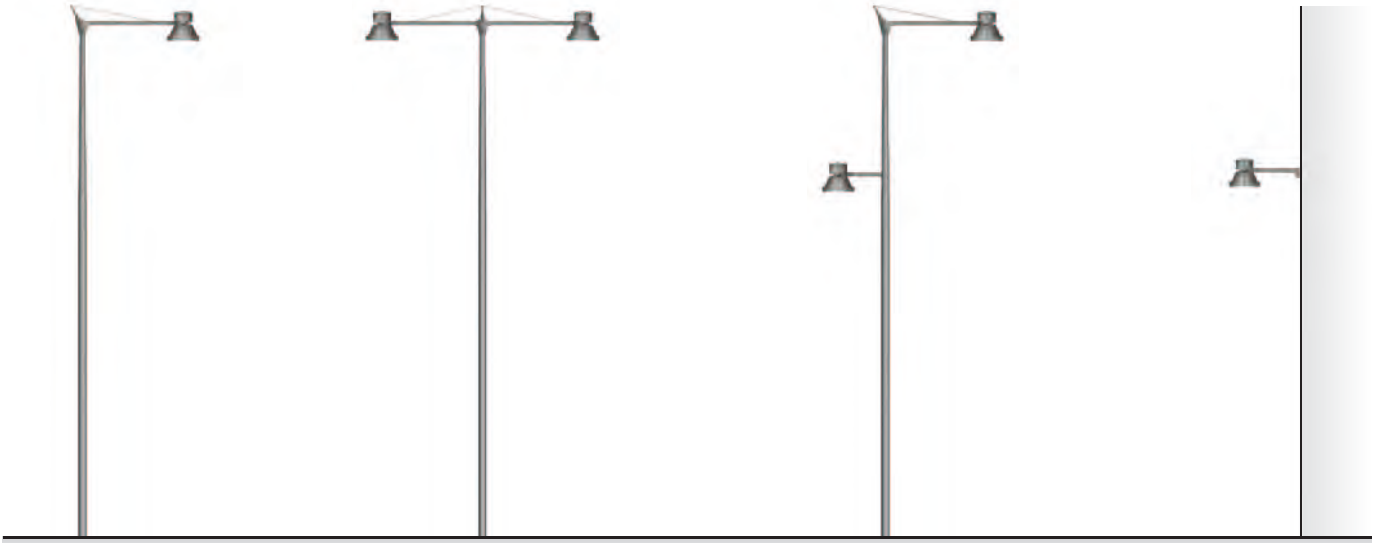

single arm
L=1200

double arm
L=2400

single arm L=1200
with intermediate

wall arm
L=600

# CityWoody

## Features

IP67 IK08

- Street lighting systems for use with LEDs and discharge lamps.
- Pole or wall-mounted installation.
- Fitting has an optical assembly (MaxiWoody compact, small and medium body floodlight), pole, arm (single or double).
- Optical assembly and frame in aluminium alloy; sodium-calcium tempered sealing glass, thickness 4 mm, secured with captive screws; 50-60 Shore A silicone gasket; superpure aluminium reflector.
- The optical assembly is available in three sizes.
- The support arms are in 70 micron hot galvanized steel and available in different length both in the pole and the wall version; pole fixing with painted aluminium flange, the fixing system does not require any drilling of the pole.
- (Conical) poles are in galvanized steel, available in two different heights: 4 and 7 metres off ground.
- The driver allows the use of 3 fixed profiles (1/2/3) and one variable profile (4) for different output lumen levels and different powers.
  **Profile 1 fixed** to 350mA
  **Profile 2 fixed** to 450mA
  **Profile 3 fixed** to 525mA
  **Profile 4 variable** to 350mA
- No upward emission of the light flow.
- Adjustable optical assembly.
- Luminaire ready for pass-through wiring.
- All screws are A2 stainless steel.

Removable plate and captive screws

Decompression valve

Slots allowing rainwater to run off

## Floodlight

The system is designed to install MaxiWoody floodlights in compact, small and medium size. The complete floodlight range is shown on page 528

MaxiWoody
ø 260

MaxiWoody
ø 315

MaxiWoody
ø 380

LED

- **LED Single Chip**
- Colour stability
  **Mac Adam <3**
- Life
  100000 h **L80 B10**
- Color temperature:
  Neutral white **4000K**
  Warm white **3000K**

## Energy saving

| lumen lm | LED | HIT/HST | | HME | |
|---|---|---|---|---|---|
| **1630** | 17W | 55W | 69% | 92W | 82% |
| **4120** | 38W | 83W | 54% | 92W | 59% |

(4000K) LED energy saving compared with traditional lamps
The system life is calculated at Ambient Temperature (Ta) 25°C

# CityWoody

15
GREY

## Optics and lamps

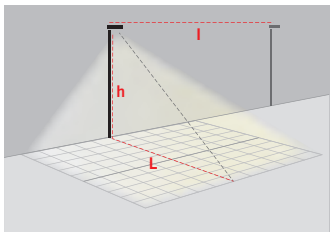


**d** = **L/h**
**h** = Installation height
**L** = Width of area to be lit
**l** = Spacing between poles

### ST - Road optics

LED

**ST1**
l = 4h / d = 1
**Intensity Class: G4**

**ST1.2**
l = 4h / d = 1,2
**Intensity Class: G4**

**HIT-DE-CE**
**HST-DE**
l = 3,9 / d = 1

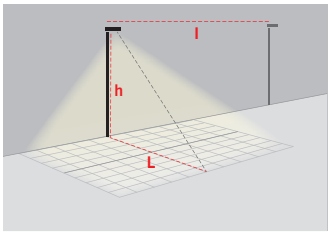


**d** = **L/h**
**h** = Installation height
**L** = Width of area to be lit
**l** = Spacing between poles

### AL - Longitudinal Asymmetric optic

**HIT-CE** l = 5,1h / d = 1,2

**M** - Medium
α 22°

**F** - Flood
α 26°

**WF** - Wide Flood
α 56°-58°-64°

**E** - Elliptical*

| | |
|---|---|
| LED | 17 - 22 - 38 - 51W |
| HIT-CE | 35 - 70W |
| HIT-DE-CE | 70W |

* Elliptical optic is obtained by installing the respective accessory.

## floodlight

| | W | light source | optic | code colour |
|---|---|---|---|---|
| compact | 35 W | HIT-CE (G12) | 22° | **6137** 15 |
| | 35 W | HIT-CE (G12) | 56° | **6138** 15 |
| | 35 W | HIT-CE (G12) | AL | **6139** 15 |
| | 70 W | HIT-CE (G12) | 26° | **6141** 15 |
| | 70 W | HIT-CE (G12) | 58° | **6142** 15 |
| | 70 W | HIT-CE (G12) | AL | **6143** 15 |
| small | 70 W | HIT-CE (G12) | 26° | **5676** 15 |
| | 70 W | HIT-CE (G12) | 64° | **5615** 15 |
| | 70 W | HIT-DE-CE (Rx7s)<br>HST-DE (Rx7s) | ST | **5685** 15 |

* Versions with bracket

| | W min | W max | lm min | lm max | light source | optic | code colour |
|---|---|---|---|---|---|---|---|
| medium | 17 W | 22 W | 1630 | 2150 | LED Opti Smart Multipower DALI 4000K - CRI 70 | ST1 | **BV08** 15 |
| | 17 W | 22 W | 1500 | 1980 | LED Opti Smart Multipower DALI 3000K - CRI 70 | ST1 | **BT90** 15 |
| | 38 W | 51 W | 4120 | 5230 | LED Opti Smart Multipower DALI 4000K - CRI 70 | ST1.2 | **BV14** 15 |
| | 38 W | 51 W | 3790 | 4811 | LED Opti Smart Multipower DALI 3000K - CRI 70 | ST1.2 | **BT94** 15 |

Additional options: Middle of the Night, Bi-energy.

The MaxiWoody floodlights and the relative accessories are presented in the Floodlights section on page 528.

# CityWoody

## installation with arms

| | length | code colour |
|---|---|---|
| single pole-top | 460 | **6107** 15 |
| | for compact floodlight | |
| | 500 | **5981** 15 |
| | for small floodlight | |
| | 600 | **5985** 15 |
| | 1200 | **5987** 15 |
| | for medium floodlight | |
| double pole-top | 920 | **6108** 15 |
| | for compact floodlight | |
| | 1000 | **5982** 15 |
| | for small floodlight | |
| | 2400 | **5989** 15 |
| | for medium floodlight | |
| intermediate | 460 | **6109** 15 |
| | for compact floodlight | |
| | 500 | **5983** 15 |
| | for small floodlight | |
| | The intermediate arms can be installed on poles code 1281-1283 (at a height of 4 m off the ground) | |
| wall-mounted | 460 | **6110** 15 |
| | for compact floodlight | |
| | 500 | **5984** 15 |
| | for small floodlight | |
| | 600 | **5994** 15 |
| | for medium floodlight | |

## conical poles

| | h off-ground | ø pole | code colour |
|---|---|---|---|
| buried | 4000 | 106-60 | **1275** 15 |
| | 7000 | 138-60 | **1281** 15 |
| with plate | 4000 | 100-60 | **1278** 15 |
| | 7000 | 130-60 | **1283** 15 |

The technical specifications of the poles are presented on page 457.
Fixing plate with anchor bolts to be ordered separately (page 465).

pinterest.com/iguzzini

# FrameWoody

design Mario Cucinella

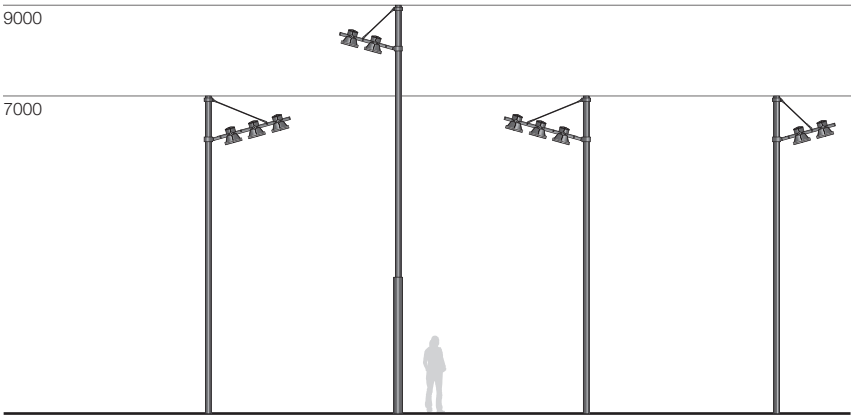


Vanke Pavilion, Milan Expo 2015
Milan Expo 2015 Milan, Italy

Architectural and lighting project:
Studio Libeskind - Photo: Hufton+Crow

# FrameWoody

## Features

IP67 IK08

- Street lighting systems for use with LEDs and discharge lamps.
- Pole or wall-mounted installation.
- Fitting has an optical assembly (MaxiWoody small body floodlight), structure (linear or square) and pole.
- Optical assembly and frame in aluminium alloy; sodium-calcium tempered sealing glass, thickness 4 mm, secured with captive screws; 50-60 Shore A silicone gasket; superpure aluminium reflector.
- Made of S235JR UNI 10025 hot galvanized 70 micron steel, with a polyester powder-coating paint surface finish, sustained by stainless steel tie rods hooked to the pole with die-cast aluminium flanges with a phosphorus-chromium plating; available in a square version to hold floodlights equipped with support and a straight version for floodlights without rods.
- No upward emission of the light flow.
- Adjustable optical assembly.
- Luminaire ready for pass-through wiring.
- All screws are A2 stainless steel.

Removable plate and captive screws

Decompression valve

Slots allowing rainwater to run off

## Installation and rotation

The possibility of combining the structures with poles, optical assemblies and accessories makes for a highly flexible system.

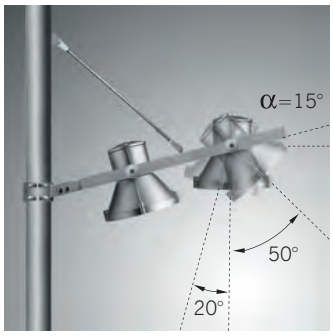


## Floodlight

The system is designed to install the small version of MaxiWoody floodlights.
The complete floodlight range is shown on page 528.

MaxiWoody
ø 315

# FrameWoody

15
GREY

## Optics and lamps

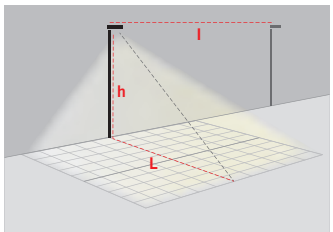


**d** = **L/h**
**h** = Installation height
**L** = Width of area to be lit
**l** = Spacing between poles

### ST - Road optics

**HIT-DE-CE**
**HST-DE**
l = 3,9h / d = 1

**SS** - Superspot
α 6° -8°

**S** - Spot
α 12°

**F** - Flood
α 26°-30°

**VWF** - Very Wide Flood
α 48°-64°

**E** - Elliptical*

* Elliptical optic is obtained by installing the respective accessory.

| | | | | |
|---|---|---|---|---|
| LED | 42 - 53W | | HIT-DE-CE | 70W |
| HIT-CE | 70W | | HST-DE | 70W |

## square structures for floodlights with bracket

| | | code colour |
|---|---|---|
| pole installation | 4 floodlights small body | **5956** 15 |

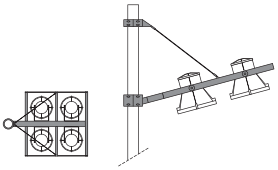

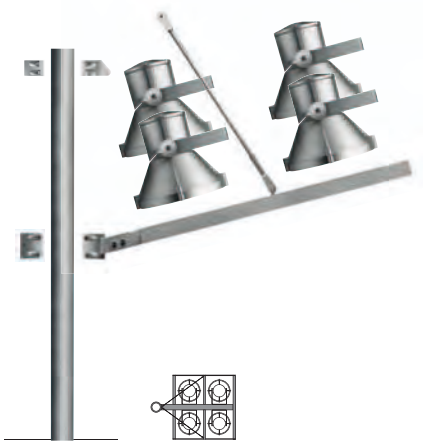

## floodlight with bracket

| | W | light source | optic | code colour |
|---|---|---|---|---|
| small | 42 W 3090 | LED Single Chip 4000K - CRI 80 | 8° | **BB28** 15 |
| | 42 W 2680 | LED Single Chip 3000K - CRI 80 | 8° | **BB29** 15 |
| | 52 W 6800 | LED C.o.B. 4000K - CRI 80 - DALI | 12° | **BV00** 15 |
| | 52 W 6500 | LED C.o.B. 3000K - CRI 80 - DALI | 12° | **BV01** 15 |
| | 52 W 6800 | LED C.o.B. 4000K - CRI 80 - DALI | 30° | **BV02** 15 |
| | 52 W 6500 | LED C.o.B. 3000K - CRI 80 - DALI | 30° | **BV03** 15 |
| | 52 W 6800 | LED C.o.B. 4000K - CRI 80 - DALI | 48° | **BV04** 15 |
| | 52 W 6500 | LED C.o.B. 3000K - CRI 80 - DALI | 48° | **BV05** 15 |

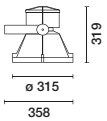


| | W | light source | optic | code colour |
|---|---|---|---|---|
| small | 70 W | HIT-CE (G12) | 6° | **5650** 15 |
| | 70 W | HIT-CE (G12) | 26° | **5651** 15 |
| | 70 W | HIT-CE (G12) | 64° | **5614** 15 |
| | 70 W | HIT-DE-CE (Rx7s) HST-DE (Rx7s) | ST | **5684** 15 |

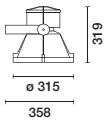

# FrameWoody

15
GREY

## linear structures for floodlights without bracket

| | | code colour |
|---|---|---|
| pole installation | 2 floodlights small body | **5960** 15 |
| | 3 floodlights small body | **5958** 15 |

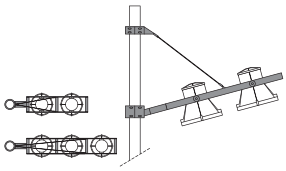

## floodlight without bracket

| | W | light source | optic | code colour |
|---|---|---|---|---|
| small | **70 W** | **HIT-CE** (G12) | **26°** | **5676** 15 |
| | **70 W** | **HIT-CE** (G12) | **64°** | **5615** 15 |
| | **70 W** | **HIT-DE-CE** (Rx7s)<br>**HST-DE** (Rx7s) | **ST** | **5685** 15 |

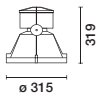


The MaxiWoody floodlights and the relative accessories are presented in the Floodlights section on page 528

## cylindrical poles

| | h off-ground | ø pole | code colour |
|---|---|---|---|
| buried | 7000 | 120 | **1287** 15 |

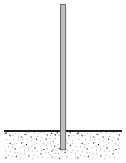

| | h off-ground | ø pole | code colour |
|---|---|---|---|
| with plate | 7000 | 120 | **1289** 15 |

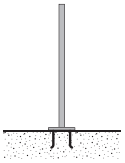

The technical specifications of the poles are presented on page 457.
Fixing plate with anchor bolts to be ordered separately (page 465).

| | | code colour |
|---|---|---|
| branch box | | **1880** 00 |

For multiple wiring fitted on a pole

Nuova Darsena Milan
Architectural project: Arch. Sandro Rossi - Arch. Jean François Bodin - Arch. Edoardo Guazzoni - Arch. Paolo Rizzatto
Lighting project: Arch. Paolo Rizzatto
Installation project: Manens -Tifs S.p.a. - Ing. Giorgio Marchioretti
Photo: Paolo Carlini

pinterest.com/iguzzini

pinterest.com/iguzzini

# MultiWoody

design Mario Cucinella



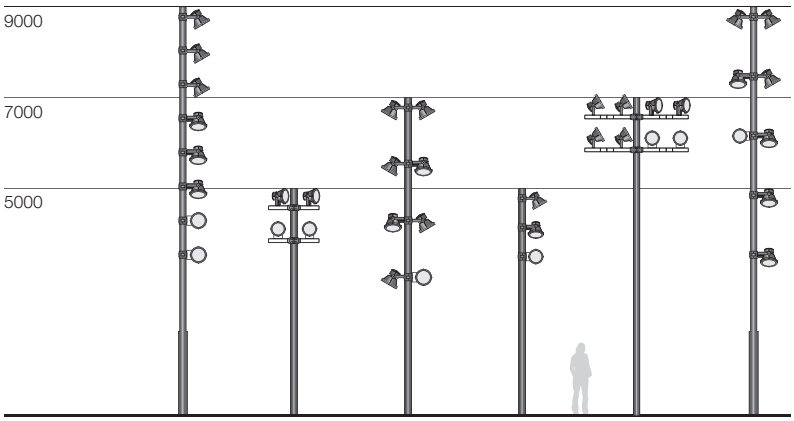


Italian Pavilion, Expo 2015, Milan, Italy

Architectural and lighting project: Nemesi&Partners
Engineering: Proger e BMS Projects
Sustainability: Livio De Santoli
Lighting project and façade works execution:
Enel Sole "Official Global lighting Solution Parner for Expo 2015"
Photo: Luigi Filetici

# MultiWoody

## Compositions

### Flanges and supports

multiple support for 2 floodlights | single flange for floodlight | double flange for 2 floodlights | multiple support for 3 floodlights

### Horizontal arms

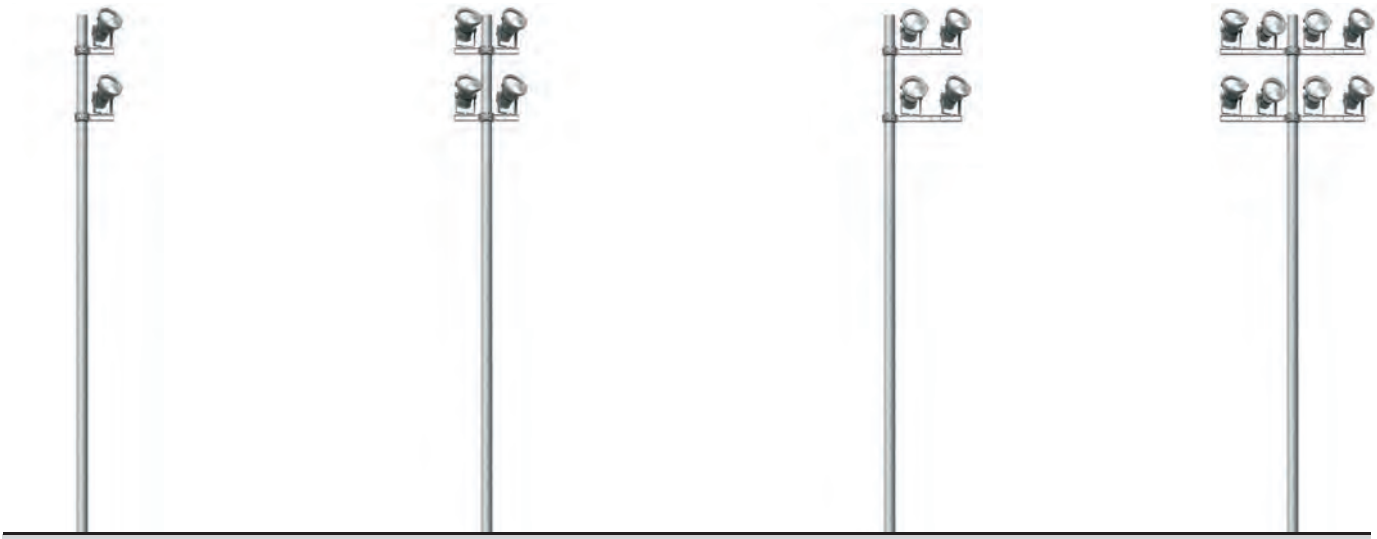

arms for 1 floodlight single installation | arms for 1 floodlight double installation | arms for 2 floodlights single installation | arms for 2 floodlights double installation

# MultiWoody

## Features

IP67 IK08

- Street lighting systems for use with LEDs and discharge lamps.
- Pole or wall-mounted installation.
- Fitting has an optical assembly (MaxiWoody compact, small and medium body floodlight), arm (single or double) and pole.
- Optical assembly and frame in aluminium alloy; sodium-calcium tempered sealing glass, thickness 4 mm, secured with captive screws; 50-60 Shore A silicone gasket; superpure aluminium reflector.
- The support arms are in 70 micron hot galvanized steel and available in different length both in the pole and the wall version; pole fixing with painted aluminium flange, the fixing system does not require any drilling of the pole.
- (Conical) poles are in galvanized steel, available in two different heights: 4 and 7 metres off ground.
- The driver allows the use of 3 fixed profiles (1/2/3) and one variable profile (4) for different output lumen levels and different powers.
  **Profile 1 fixed** to 350mA
  **Profile 2 fixed** to 450mA
  **Profile 3 fixed** to 525mA
  **Profile 4 variable** to 350mA
- No upward emission of the light flow.
- Adjustable optical assembly.
- Luminaire ready for pass-through wiring.
- All screws are A2 stainless steel.

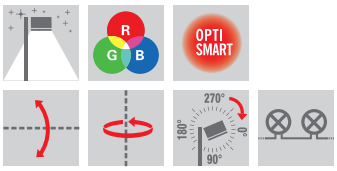

Removable plate and captive screws

Decompression valve

Slots allowing rainwater to run off

## Rotation

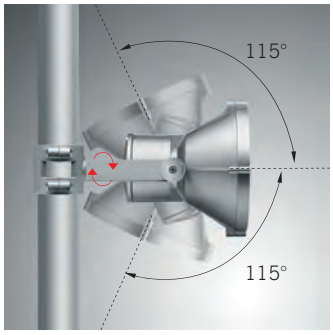

Floodlight-bracket rotation

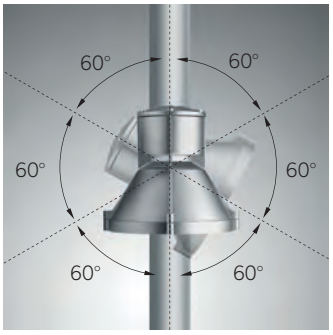

Bracket rotation by 60° steps

## Light distribution

The MultiWoody system, thanks to the double adjustability of the floodlights and the installation flexibility, allows both horizontal surfaces (streets, squares, car parks) and vertical surfaces (facings, monuments, architectonic details) to be illuminated at the same time.


Horizontal and vertical lighting

# MultiWoody

## Optics

The system is designed to install MaxiWoody floodlights in compact, small and medium size. The complete floodlight range is shown on page 528

MaxiWoody
ø 260

MaxiWoody
ø 315

MaxiWoody
ø 380

## Optics and lamps

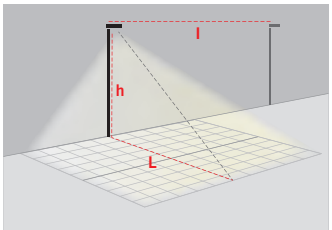


**d** = **L/h**
**h** = Installation height
**L** = Width of area to be lit
**l** = Spacing between poles

### ST - Road optics

| | | |
|---|---|---|
| LED | **ST1**<br>l = 4h / d = 1<br>**Intensity Class: G4** | |
| | **ST1.2**<br>l = 4h / d = 1,2<br>**Intensity Class: G4** | |
| **HIT-DE-CE**<br>**HST-DE** | l = 3,9 / d = 1 | |

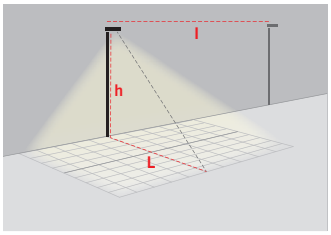


**d** = **L/h**
**h** = Installation height
**L** = Width of area to be lit
**l** = Spacing between poles

### AL - Longitudinal Asymmetric optic

| | |
|---|---|
| **HIT-CE** | l = 5,1h / d = 1,2 |

**SS** - Superspot
α 6°-8°

**S** - Spot
α 10°-12°-14°

**M** - Medium
α 16°-18°-20°-22°

**F** - Flood
α 26°-30°-32°

**WF** - Wide Flood
α 44°-46°-50°-56°
58°-60°-64°

**E** - Elliptical*

| | | | |
|---|---|---|---|
| LED | 17 - 24 - 35W | HIT | 250 - 400W |
| | 36 - 38 - 52W | HST | 250 - 400W |
| LED | 34W | HIE | 250 - 400W |
| LED | 36W | HSE | 250 - 400W |
| HIT-CE | 35 - 70 - 150W | HIT-DE-CE | 70 - 150W |
| | 250W | HST-DE | 70 - 150W |

* Elliptical optic is obtained by installing the respective accessory.

# MultiWoody

15
GREY

## installation on poles with arms

| | length | ø pole | code colour |
|---|---|---|---|
| arm for 1 floodlight | 400 | 120 | **6113** 15 |
| | 390 | 102 | **6116** 15 |

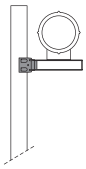

The counter flange must be ordered, to secure the arm to the pole.

| | | | |
|---|---|---|---|
| arm for 2 floodlights | 795 | 120 | **6114** 15 |
| | 785 | 102 | **6117** 15 |

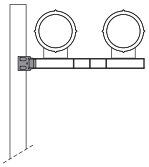

The counter flange must be ordered, to secure the arm to the pole.

| | | | |
|---|---|---|---|
| counter flange | 178 | 120 | **6115** 15 |
| | 160 | 102 | **6118** 15 |

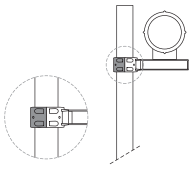

To be ordered to secure the single arm to the pole. Not required when installing two opposite arms.

| | | | |
|---|---|---|---|
| adapter disk | | | **6119** 15 |

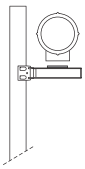

Allows for complete rotation of floodlight on horizontal arm



The floodlights can be only installed in the upper part of the arm (max. 1 floodlight for single arm and max. 2 floodlights for double arm). Moreover, only one MaxiWoody **medium size** body can be installed for each arm on the flange side towards the pole. For the correct installation of the luminaires, always refer to the instructions with product and poles.

## installation on poles with flanges

| | ø pole | code colour |
|---|---|---|
| flange for 1 floodlight | 102 | **6111** 15 |
| | 120 | **6012** 15 |
| | 120 | ***6173** 15 |

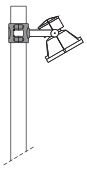

* For mounting the Maxiwoody large body floodlight with the reinforcement bracket code **6175.**

| | | |
|---|---|---|
| flange for 2 floodlights | 102 | **6112** 15 |
| | 120 | **6013** 15 |
| | 120 | ***6174** 15 |

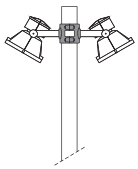

* For mounting 2 Maxiwoody large body floodlights with the reinforcement bracket code **6175.**

The MaxiWoody floodlights and the relative accessories making up the system are presented in the Floodlights section on page 528.

# MultiWoody

15
GREY

## wall-mounted installation

| | | code colour |
|---|---|---|
| multiple support for 2 floodlights | 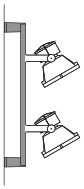 | **6014** 15 |
| multiple support for 3 floodlights | 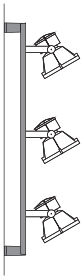 | **6015** 15 |

## cylindrical poles

| | h off-ground | ø pole | code colour |
|---|---|---|---|
| buried 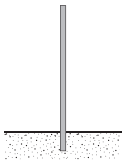 | 5000 | 102 | **1205** 15 |
| | 5000 | 120 | **1291** 15 |
| | 6000 | 102 | **1542** 15 |
| | 7000 | 102 | **1543** 15 |
| | 7000 | 120 | **1287** 15 |
| | 8000 | 127/102 | **1544** 15 |
| | 9000 | 194/120 | **1288** 15 |
| | 9000 | 194/120 | **1545** 15 |
| | 10000 | 194/120 | **1546** 15 |
| | 12000 | 194/120 | **1552** 15 |

| | h off-ground | ø pole | code colour |
|---|---|---|---|
| with plate 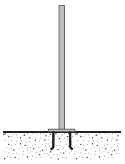 | 5000 | 120 | **1292** 15 |
| | 6000 | 159/102 | **1597** 15 |
| | 7000 | 159/102 | **1598** 15 |
| | 8000 | 159/102 | **1599** 15 |
| | 9000 | 194/120 | **1547** 15 |
| | 10000 | 194/120 | **1548** 15 |
| | 12000 | 194/120 | **1554** 15 |

The technical specifications of the poles are presented on page 457.
Fixing plate with anchor bolts to be ordered separately (page 465).

| | | code colour |
|---|---|---|
| branch box | For multiple wiring fitted on a pole | **1880** 00 |

Monument interalliés - Liege, Belgium
Lighting project: Jacques Fryns éclairage, Radiance 35
Photo: Philippe Piraux - Novilys

pinterest.com/iguzzini

pinterest.com/iguzzini

# MultiPro

design Mario Cucinella



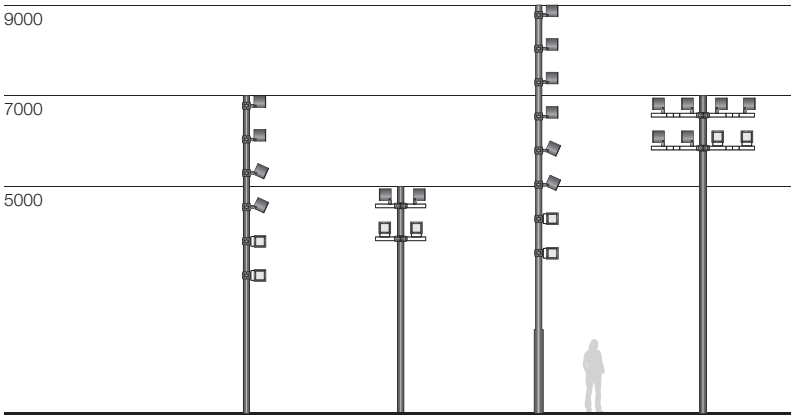


Praza do Seixo a Tomiño - Galicia, Spain

Architectural project: Cendón-Vázquez Arquitectos S.C.P.
Engineering: Quicler-López Ingenieros S.L.
Photo: Manuel G. Vicente

# MultiPro

## Compositions

### Flanges and supports

multiple support
for 2 floodlights

single flange
for 1 floodlight

double flange
for 2 floodlights

multiple support
for 3 floodlights

### Horizontal arms



arms for 1 floodlight
single installation

arms for 1 floodlight
double installation

arms for 2 floodlights
single installation

arms for 2 floodlights
double installation

# MultiPro

## Features

IP66 IK07

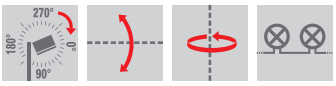


- Street lighting system for use with metal halide and sodium discharge lamps.
- Pole or wall-mounted installation.
- Fitting has an optical assembly (iPro large body), componentholding box and adjustable bracket.
- Optical assembly and front frame made of die-cast aluminium alloy; transparent sodium-calcium tempered sealing glass, thickness 5 mm, siliconed to frame; the frame is fitted to the optical assembly with two M5 captive screws and galvanized steel retention cable.
- Circular and asymmetrical longitudinal reflectors made of 99.93% superpure aluminium subjected to anodic oxidation process and polishing; asymmetrical transversal reflector made of 99.85% superpure aluminium subjected to anodic oxidation process.
- Extruded aluminium bracket with silk-screened graduated scale on both sides (easy aiming).
- No upward emission of the light flow.
- Adjustable optical assembly.
- Luminaire ready for pass-through wiring.
- Class II luminaire, set up for class I.
- All screws are A2 stainless steel.

## Rotation

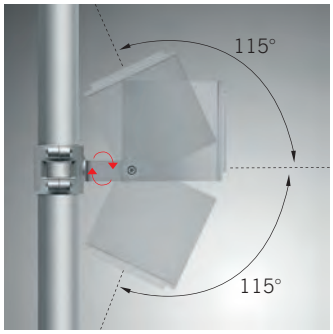

Floodlight-bracket rotation

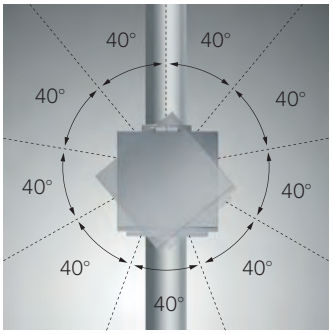

Bracket rotation by 40° steps

## Light distribution

The MultiPro system, thanks to the double adjustability of the floodlights and the installation flexibility, allows both horizontal surfaces (streets, squares, car parks) and vertical surfaces (facings, monuments, architectonic details) to be illuminated at the same time.


Horizontal and vertical lighting

# MultiPro

## Floodlights

The system is designed to install the large version of iPro floodlight. The complete floodlight range is shown on page 512

iPro
⌀ 192

## Optics and lamps

**SS** - Superspot
α 8°

**S** - Spot
α 10°-14°

**M** - Medium
α 16°

**F** - Flood
α 31°-32°-34°
36°-38°

**WF** - Wide Flood
α 48°

**E** - Elliptical*

**AL** - Longitudinal asymmetric

**AT** - Transversal asymmetric

| | | | |
|---|---|---|---|
| LED | 24 - 27 - 35W | HIT-CE | 70 - 150W |
| LED | 24 W | HIT-DE-CE | 70 - 150W |
| LED | 26 W | HST-DE | 150W |

* Elliptical optic is obtained by installing the respective accessory.

## LED

- **LED Single Chip**
- Colour stability
  **Mac Adam <3**
- Life
  50000 h **L80 B10**
- Color temperature:
  Neutral white **4000K**
  Warm white **3000K**

## Energy saving

| lumen<br>lm | LED | HIT-CE | |
|---|---|---|---|
| **2430** | 27W | 35W | 23% |

(4000K) LED energy saving compared with traditional lamps

# MultiPro

15
GREY

## installation on poles with arms

| | length | ø pole | code colour |
|---|---|---|---|
| arm for 1/2 floodlights | 400 | 120 | **6113** 15 |
| | 390 | 102 | **6116** 15 |

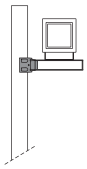

The counter flange must be ordered, to secure the arm to the pole.

| | | | |
|---|---|---|---|
| arm for 2/4 floodlights | 795 | 120 | **6114** 15 |
| | 785 | 102 | **6117** 15 |

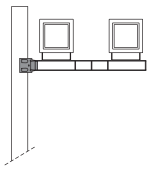

The counter flange must be ordered, to secure the arm to the pole.

| | | | |
|---|---|---|---|
| counter flange | 178 | 120 | **6115** 15 |
| | 160 | 102 | **6118** 15 |

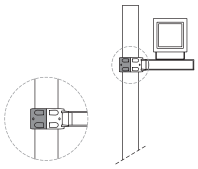

To be ordered to secure the single arm to the pole. Not required when installing two opposite arms.

| | | | |
|---|---|---|---|
| adapter disk | | | **6119** 15 |

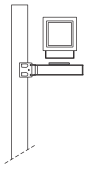

Allows for complete rotation of floodlight on horizontal arm



The floodlight can be installed simultaneously both in the upper and lower part of the arm (max. 2 floodlights on single arm and max. 4 floodlights on double arm). For the correct installation of the luminaires, always refer to the instructions with product and poles.

## installation on poles with flanges

| | ø pole | code colour |
|---|---|---|
| flange for 1 floodlight | 120 | **6012** 15 |
| | 102 | **6111** 15 |

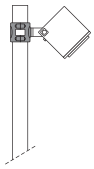

| | | |
|---|---|---|
| flange for 2 floodlights | 120 | **6013** 15 |
| | 102 | **6112** 15 |

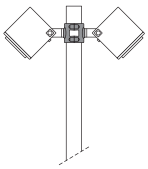

The iPro floodlights and the relative accessories making up the system are presented in the Floodlights section on page 512.

# MultiPro

15
GREY

## wall-mounted installation

| | code colour |
|---|---|
| multiple support for 2 floodlights | **6014** 15 |
| multiple support for 3 floodlights | **6015** 15 |
| wall-mounted base | **BZM5** 01-15 |
| L-shaped bracket | **BZ91** 15 |

For installation on cornices

## cylindrical poles

| | h off-ground | ø pole | code colour |
|---|---|---|---|
| buried | 5000 | 102 | **1205** 15 |
| | 5000 | 120 | **1291** 15 |
| | 6000 | 102 | **1542** 15 |
| | 7000 | 102 | **1543** 15 |
| | 7000 | 120 | **1287** 15 |
| | 8000 | 127/102 | **1544** 15 |
| | 9000 | 194/120 | **1288** 15 |
| | 9000 | 194/120 | **1545** 15 |

| | h off-ground | ø pole | code colour |
|---|---|---|---|
| with plate | 5000 | 120 | **1292** 15 |
| | 6000 | 159/102 | **1597** 15 |
| | 7000 | 159/102 | **1598** 15 |
| | 8000 | 159/102 | **1599** 15 |
| | 9000 | 194/120 | **1547** 15 |

The technical specifications of the poles are presented on page 457.
Fixing plate with anchor bolts to be ordered separately (page 465).

| | code colour |
|---|---|
| branch box | **1880** 00 |

For multiple wiring fitted on a pole

Park auditorium - L'Aquila, Italy
Architectural project: Renzo Piano Building Workshop
Photo: Giuseppe Saluzzi

pinterest.com/iguzzini

pinterest.com/iguzzini
30

# Poles

Cylindrical poles **458**

Cylindrical poles with shank **459**

Tapered poles **460**

Conical poles **461**

Conical curved poles **462**

Poles with curved arm **463**

Poles with arm for iRoad System **464**

Accessories for poles **465**


Public lighting - Ostfildern, Germany
Photo: Mario Tordini

# Cylindrical poles

04 BLACK

15 GREY

## Features

- Poles made of EN10025-S235JR or EN10025-S355JR 70 micron hot galvanized steel in compliance with UNI EN ISO 1461 (EN40-5).
- Powder-coating paint surface finish.
- The pole has a cylindrical crosssection with a 76/102/120 mm diameter.
- The upper part of the poles (code 1542-1543) is provided with six through holes and stainless steel threaded inserts for arm fixing with tie rod (for the Lavinia and Cut-Off systems).
- In poles (code 1274-1287-1291) used for the application of MultiWoody, MultiPro and FrameWoody Systems there are six through holes with rubber closure cap for the passage of the cables.
- In poles (code 2510-2511-2512-2513) there are four through holes with threaded inserts for the installation of the iRoll 65 System.
- Cable entry slot 150x50 mm or 62x42 mm.
- Anchoring plate made of 70 micron hot galvanized steel, with 4 slots/holes.
- Anchor bolts and plate (to be ordered separately).
- 4-pole terminal block with three connections for each pole and single or double integrated fuse; designed for 16 mm² feed cables and 2,5 mm² exit cables.
- Suitable for Italian/French/Spanish, English (with wooden adaptor to be ordered separately) and German/Swiss (with DIN guide to be ordered separately) terminal boards. Refer to the instructions sheet for the reference codes.
- Protruding lids IP54 132x38 mm and 186x45 mm with external grounding.
- Flush lid IP44 310x95 mm with internal grounding.
- Terminal block: IP43 IK08 (1862-1864-1865), IP44 IK08 (1863).

Customised poles for each European market

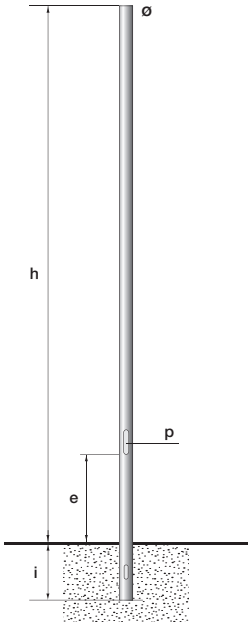


### buried pole

| diameter pole (ø) | off-ground height (h) | in-ground height (i) | thickness | weight (kg) | dimensions lid (p) | h from the ground lid (e) | pole code | pole colour | terminal block code | lid key code |
|---|---|---|---|---|---|---|---|---|---|---|
| 60 | 2500 | 500 | 3 | 14 | - | 1064 | **E062** | 04-15 | - | - |
| | 3500 | 500 | 5 | 29 | - | 1064 | **E063** | 04-15 | - | - |
| 76 | 4000 | 600 | 4 | 35 | 132x38 | 1000 | **1271** | 15 | **1864** | **0227** |
| | 4000 | 600 | 4 | 35 | 132x38 | 1000 | **2510** | 15 | **1864** | **0227** |
| 102 | 3500 | 500 | 3 | 30 | 186x45 | 1064 | **1203** | 04-15 | **1862-1865** | **0227** |
| | 5000 | 600 | 3 | 43 | 186x45 | 1064 | **1205** | 04-15 | **1862-1865** | **0227** |
| | 5000 | 600 | 3 | 43 | 186x45 | 1064 | **2512** | 15 | **1862-1865** | **0227** |
| | 6000 | 800 | 4 | 66 | 186x45 | 1000 | **1542** | 04-15 | **1862-1865** | **0227** |
| | 7000 | 1000 | 4 | 78 | 186x45 | 1000 | **1543** | 04-15 | **1862-1865** | **0227** |
| 120 | 5000 | 600 | 3 | 52 | 310x95 | 1000 | **1291** | 15 | **1863** | **0246** |
| | 7000 | 1000 | 4 | 97 | 310x95 | 1000 | **1287** | 15 | **1863** | **0246** |
| | 9000 | 1000 | 4 | 120 | 186x45 | 1000 | **1274** | 15 | **1862-1865** | **0227** |

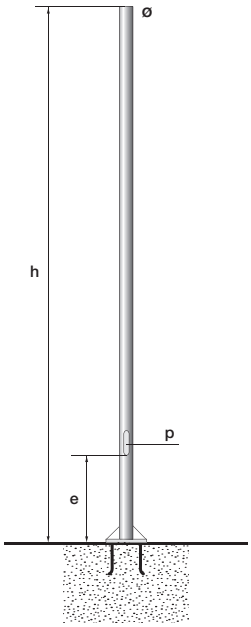


### pole with plate

| diameter pole (ø) | height (h) | thickness | weight (kg) | dimensions lid (p) | h from the ground lid (e) | pole code | pole colour | fixing plate code | terminal block code | lid key code |
|---|---|---|---|---|---|---|---|---|---|---|
| 76 | 4000 | 4 | 40 | 132x38 | 1000 | **1272** | 15 | **1168** | **1864** | **0227** |
| 102 | 5000 | 3 | 49 | 186x45 | 1000 | **1344** | 04-15 | **1168** | **1862-1865** | **0227** |
| 120 | 5000 | 3 | 55 | 310x95 | 1000 | **1292** | 15 | **1168** | **1863** | **0246** |
| | 7000 | 4 | 93 | 310x95 | 1000 | **1289** | 15 | **0453** | **1863** | **0246** |

# Cylindrical poles with shank

04 BLACK

15 GREY

## Features

- Poles made of EN10025-S235JR or EN10025-S355JR 70 micron hot galvanized steel in compliance with UNI EN ISO 1461 (EN40-5).
- Powder-coating paint surface finish.
- The pole has a cylindrical crosssection with 76 mm diameter (shank ø 60 mm) or 102 mm diameter (shank ø 76 mm) or 120 mm diameter (shank ø 102 mm).
- 3 mm thickness (poles 1523-E064 with 4 mm thickness).
- In poles (code 2514-2515-2516 2518-2519-2520) there are four through holes with threaded inserts for the installation of the iRoll 65 System.
- Cable entry slot 150x50 mm.
- Anchoring plate made of 70 micron hot galvanized steel, with 4 slots.
- Anchor bolts and plate (to be ordered separately).
- 4-pole terminal block with three connections for each pole and single or double integrated fuse; designed for 16 mm² feed cables and 2,5 mm² exit cables.
- Suitable for Italian/French/Spanish, English (with wooden adaptor to be ordered separately) and German/ Swiss (with DIN guide to be ordered separately) terminal boards.

Refer to the instructions sheet for the reference codes.

- Protruding lid IP54 132x38 mm with external grounding.
- Flush lid IP44 410x95 mm with internal grounding.
- Terminal block IP43 IK08 (1862-1864-1865), IP44 IK08 (1863).

Customised poles for each European market

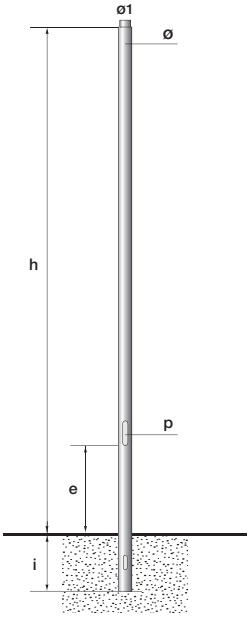


### buried pole

| diameter pole (ø) | shank diameter (ø1) | off-ground height (h) | in-ground height (i) | thickness | weight (kg) | dimensions lid (p) | h from the ground lid (e) | pole code | pole colour | terminal block code | lid key code |
|---|---|---|---|---|---|---|---|---|---|---|---|
| 76 | 60 | 4000 | 600 | 4 | 36 | 132x38 | 1000 | **E064** | 04-15 | **1864** | **0227** |
| 102 | 76 | 6000 | 800 | 3 | 51 | 186x45 | 1000 | **1518** | 04-15 | **1862-1865** | **0227** |
| | | 6000 | 800 | 3 | 51 | 186x45 | 1000 | **2514** | 15 | **1862-1865** | **0227** |
| 120 | 102 | 6000 | 800 | 3 | 61 | 410x95 | 1000 | **2516** | 15 | **1863** | **0246** |
| | | 7000 | 1000 | 3 | 72 | 186x45 | 1000 | **1519** | 04-15 | **1862-1865** | **0227** |
| | | 7000 | 1000 | 3 | 72 | 186x45 | 1000 | **2518** | 15 | **1862-1865** | **0227** |
| | | 7000 | 1000 | 3 | 72 | 410x95 | 1000 | **2520** | 15 | **1863** | **0246** |
| | | 8000 | 1000 | 3 | 80 | 186x45 | 1000 | **1520** | 04-15 | **1862-1865** | **0227** |

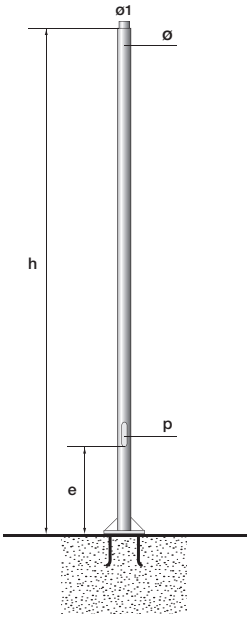


### pole with plate

| diameter pole (ø) | shank diameter (ø1) | height (h) | thickness | weight (kg) | dimensions lid (p) | h from the ground lid (e) | pole code | pole colour | fixing plate code | terminal block code | lid key code |
|---|---|---|---|---|---|---|---|---|---|---|---|
| 120 | 102 | 6000 | 3 | 78 | 410x95 | 1000 | **1521** | 04-15 | **1165** | **1863** | **0246** |
| | | 7000 | 3 | 87 | 410x95 | 1000 | **1522** | 04-15 | **1165** | **1863** | **0246** |
| | | 8000 | 4 | 118 | 410x95 | 1000 | **1523** | 04-15 | **1165** | **1863** | **0246** |

# Tapered poles

04 BLACK

15 GREY

## Features

- Poles made of EN10025-S235JR or EN10025-S355JR 70 micron hot galvanized steel in compliance with UNI EN ISO 1461 (EN40-5).
- Powder-coating paint surface finish.
- The pole is made of two cylindrical sections with 102/127 mm, 159/102 mm and 194/120 mm diameter.
- The upper part of the poles (code 1544-1545-1546-1547 1548-1552-1554-1561-1562 1565-1597-1598-1599) is provided with six through holes and stainless steel threaded inserts for arm fixing with tie rod (for the Lavinia and Cut-Off systems).
- In poles (code 2517-2521) there are four through holes with threaded inserts for the installation of the iRoll 65 System.
- Cable entry slot 150x50 mm.
- Anchoring plate made of 70 micron hot galvanized steel, with 4 slots/holes.
- Anchor bolts and plate (to be ordered separately).
- 4-pole terminal block with three connections for each pole and single or double integrated fuse; designed for 16 mm2 feed cables and 2,5 mm$^2$ exit cables.
- Suitable for Italian/French/Spanish, English (with wooden adaptor to be ordered separately) and German/ Swiss (with DIN guide to be ordered separately) terminal boards. Refer to the instructions sheet for the reference codes.
- Protruding lid IP54 186x45 mm with external grounding.
- Flush lids IP44 310x95 mm and IP3X 400x90 mm with internal grounding.
- Terminal block IP43 IK08 (1862-1865), IP44 IK08 (1863).

Customised poles for each European market

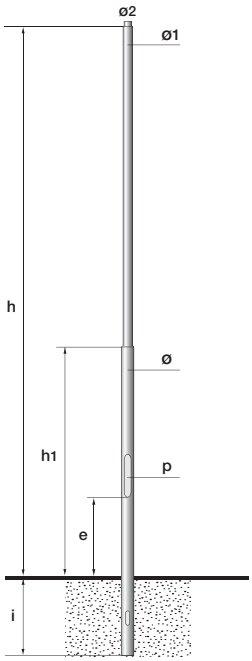


**buried tapered pole**

| diameter pole (ø / ø1) | shank diameter (ø2) | off-ground height (h) | height (h1) | in-ground height (i) | thickness (ø / ø1) | weight (kg) | dimensions lid (p) | h from the ground lid (e) | pole code | pole colour | terminal block code | lid key code |
|---|---|---|---|---|---|---|---|---|---|---|---|---|
| 127/102 | | 8000 | 3000 | 1000 | 4/4 | 102 | 186x45 | 1000 | **1544** | 04-15 | **1862-1865** | **0227** |
| 159/102 | 76 | 6000 | 2000 | 1000 | 3/3 | 87 | 310x95 | 1000 | **2517** | 15 | **1863** | **0246** |
| | 76 | 7000 | 2000 | 1000 | 3/3 | 94 | 310x95 | 1000 | **2521** | 15 | **1863** | **0246** |
| 194/120 | | 9000 | 3200 | 1000 | 4/3 | 152 | 310x95 | 1000 | **1288** | 15 | **1863** | **0246** |
| | | 9000 | 3200 | 1000 | 4/3 | 152 | 310x95 | 1000 | **1545** | 04-15 | **1863** | **0246** |
| | | 10000 | 3200 | 1000 | 4/3 | 164 | 310x95 | 1000 | **1546** | 04-15 | **1863** | **0246** |
| | | 12000 | 5200 | 800 | 4/4 | 212 | 400x90 | 600 | **1552** | 04-15 | **1863** | **0246** |

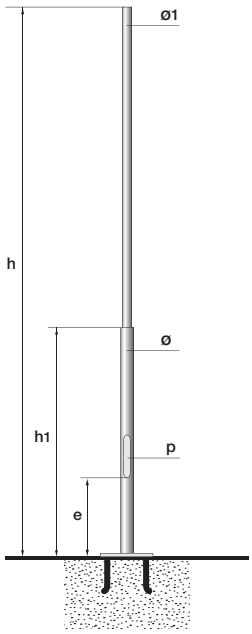


**tapered pole with plate**

| diameter pole (ø / ø1) | height (h) | height (h1) | thickness (ø / ø1) | weight (kg) | dimensions lid (p) | h from the ground lid (e) | pole code | pole colour | fixing plate code | terminal block code | lid key code |
|---|---|---|---|---|---|---|---|---|---|---|---|
| 159/102 | 6000 | 2000 | 3/3 | 91 | 310x95 | 1000 | **1597** | 04-15 | **1165** | **1863** | **0246** |
| | 7000 | 2000 | 4/3 | 111 | 310x95 | 1000 | **1598** | 04-15 | **1165** | **1863** | **0246** |
| | 8000 | 3000 | 4/4 | 133 | 310x95 | 1000 | **1599** | 04-15 | **1165** | **1863** | **0246** |
| 194/120 | 9000 | 3200 | 4/3 | 163 | 310x95 | 1000 | **1547** | 04-15 | **1165** | **1863** | **0246** |
| | 9000 | 3200 | 4/3 | 163 | 310x95 | 1000 | **1290** | 15 | **1165** | **1863** | **0246** |
| | 10000 | 3200 | 4/3 | 174 | 310x95 | 1000 | **1548** | 04-15 | **1165** | **1863** | **0246** |
| | 12000 | 5200 | 4/4 | 222 | 400x90 | 600 | **1554** | 04-15 | **1164** | **1863** | **0246** |

# Conical poles

15
GREY

## Features

- Poles made of EN10025-S235JR, 70 micron hot galvanized steel in compliance with UNI EN ISO 1461 (EN40-5).
- Powder-coating paint surface finish.
- The pole has a conical cross-section with upper diameter of 60 mm.
- 3 mm thick.
- The pole that is cemented into the ground has a slot for feed cables that is 150x50 mm.
- Anchoring plate is made of EN 10025-S235JR 70 micron hot galvanized steel.
- Anchor bolts and plate available in different sizes to fit the different poles.
- Protruding lid 186x45 mm made of cast aluminium and equipped with watertight gasket.
- 4-pole terminal block with three connections for each pole and single or double integrated fuse; designed for 16 mm² (code 1864 6 mm²) feed cables and 2,5 mm² exit cables.
- Grounding system with grounding lug, weather-protected steel cable, and A2 M8x16 stainless steel screw.
- Lid: IP54
- Terminal block: IP43 IK08

Customised poles for each European market

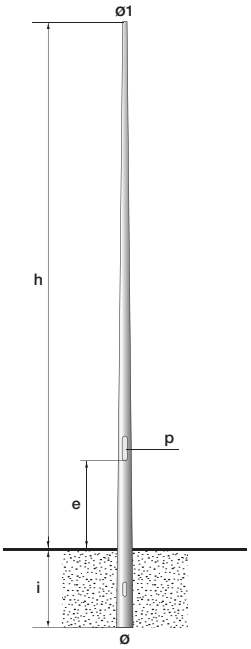


### buried pole

| base diameter (ø) | head diameter (ø1) | off-ground height (h) | in-ground height (i) | thickness | weight (kg) | dimensions lid (p) | h from the ground lid (e) | pole code | pole colour | terminal block code | lid key code |
|---|---|---|---|---|---|---|---|---|---|---|---|
| 106 | 60 | 4000 | 600 | 3 | 29 | 186x45 | 800 | **1275** | 15 | **1864** | **0227** |
| 138 | 60 | 7000 | 800 | 3 | 56 | 186x45 | 1000 | **1281** | 15 | **1862-1865** | **0227** |
| 158 | 60 | 9000 | 800 | 3 | 77 | 186x45 | 1000 | **1282** | 15 | **1862-1865** | **0227** |

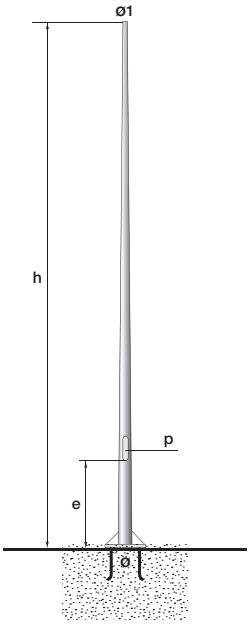


### pole with plate

| base diameter (ø) | head diameter (ø1) | height (h) | thickness | weight (kg) | dimensions lid (p) | h from the ground lid (e) | pole code | pole colour | fixing plate code | terminal block code | lid key code |
|---|---|---|---|---|---|---|---|---|---|---|---|
| 100 | 60 | 4000 | 3 | 39 | 186x45 | 800 | **1278** | 15 | **1168** | **1864** | **0227** |
| 130 | 60 | 7000 | 3 | 62 | 186x45 | 1000 | **1283** | 15 | **0453** | **1862-1865** | **0227** |
| 150 | 60 | 9000 | 3 | 104 | 186x45 | 1000 | **1284** | 15 | **1165** | **1862-1865** | **0227** |

# Conical curved poles

15
GREY

## Features

- Poles made of EN10025-S235JR, 70 micron hot galvanized steel in compliance with UNI EN ISO 1461 (EN40-5).
- Powder-coating paint surface finish.
- Curved conical shape with 70 mm final diameter.
- 3 mm thick.
- 400x400 mm anchoring plate made of 70 micron hot galvanized steel, with 4 slots.
- Anchor bolts and plate (to be ordered separately).
- Flush lid IP3X 400x90 mm made of steel.
- 4-pole terminal block with three connections for each pole and double integrated fuse; designed for 16 mm² feed cables and 2,5 mm² exit cables.
- Suitable for Italian/French/Spanish, English (with wooden adaptor to be ordered separately) and German/Swiss (with DIN guide to be ordered separately) terminal boards. Refer to the instructions sheet for the reference codes.
- Internal earthing system with stainless steel grounding lug and screw.
- Terminal block: IP44 IK08

Customised poles for each European market

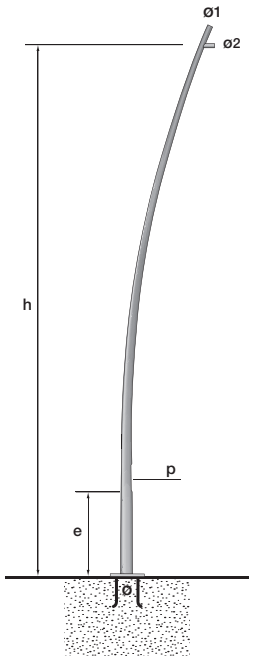


### pole with plate

| base/head diameter (ø / ø1) | gallery diameter (ø2) | height (h) | thickness | weight (kg) | dimensions lid (p) | h from the ground lid (e) | pole | | fixing plate code | terminal block code | lid key code |
|---|---|---|---|---|---|---|---|---|---|---|---|
| | | | | | | | code | colour | | | |
| 147/70 | 60 | 6000 | 3 | 72 | 400x90 | 800 | **1506** | 15 | **1165** | **1863** | **0246** |
| 172/70 | 60 | 8000 | 3 | 94 | 400x90 | 800 | **1507** | 15 | **1165** | **1863** | **0246** |

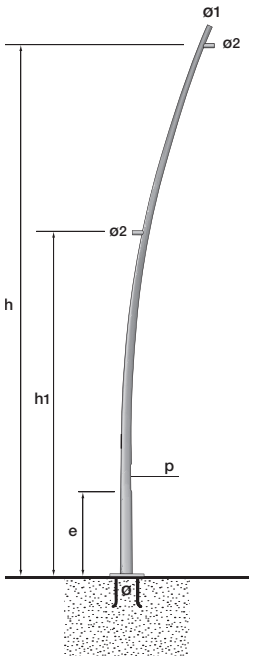


### pole with plate and intermediate support

| base/head diameter (ø / ø1) | gallery diameter (ø2) | height (h) | height (h1) | thickness | weight (kg) | dimensions lid (p) | h from the ground lid (e) | pole | | fixing plate code | terminal block code | lid key code |
|---|---|---|---|---|---|---|---|---|---|---|---|---|
| | | | | | | | | code | colour | | | |
| 147/70 | 60 | 6000 | 4000 | 3 | 73 | 400x90 | 800 | **1508** | 15 | **1165** | **1863** | **0246** |
| 172/70 | 60 | 8000 | 4000 | 3 | 95 | 400x90 | 800 | **1509** | 15 | **1165** | **1863** | **0246** |

# Poles with curved arm

74
GREY/BLACK

## Features

- Poles made of EN10025-S235JR, 70 micron hot galvanized steel in compliance with UNI EN ISO 1461 (EN40-5).
- Powder-coating paint surface finish.
- The pole has a cylindrical crosssection with a 160 mm diameter.
- 4 mm thickness for codes 1515-1570-1588-1910, thickness for codes 1511-1566-1585-1909.
- Cable entry slot 150x50 mm.
- 400x400 mm anchoring plate (280x280 mm for poles with code 1566-1909) made of hot galvanized steel with 70 micron, with 4 slots.
- Anchor bolts and plate (to be ordered separately).
- Flush lid IP44 310x95 mm made of cast aluminium with seal gasket.
- 4-pole terminal block with three connections for each pole and double integrated fuse; designed for 16 mm² feed cables and 2,5 mm² exit cables.
- Suitable for Italian/French/Spanish, English (with wooden adaptor to be ordered separately) and German/Swiss (with DIN guide to be ordered separately) terminal boards. Refer to the instructions sheet for the reference codes.
- Internal earthing system with stainless steel grounding lug and screw.
- Versions complete with single or double arm, available with L=1250 mm and L=2500 mm, respectively. S235JR steel arm with 76 mm diam. and 4 mm thickness. Subjected to powder paint treatment
- Arms fixed to pole with 4 M10 screws.
- Terminal block: IP44 IK08

Customised poles for each European market

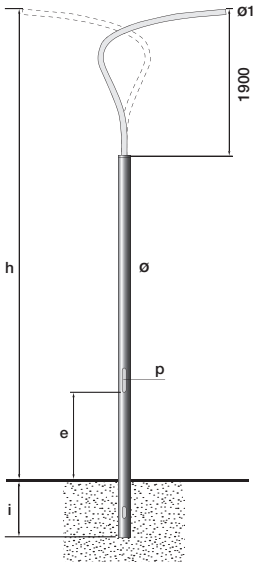


### buried pole with arm

| diameter pole (ø) | gallery diameter (ø1) | off-ground height (h) | in-ground height (i) | thickness | weight (kg) | dimensions lid (p) | h from the ground lid (e) | pole code | pole colour | terminal block code | lid key code |
|---|---|---|---|---|---|---|---|---|---|---|---|
| 160 | 76 | 6700 | 800 | 3 | 94 | 310x95 | 1000 | **1511** | 74 | **1863** | **0246** |
| | | 8700 | 1000 | 4 | 148 | 310x95 | 1000 | **1515** | 74 | **1863** | **0246** |

### buried pole with 2 arms

| diameter pole (ø) | gallery diameter (ø1) | off-ground height (h) | in-ground height (i) | thickness | weight (kg) | dimensions lid (p) | h from the ground lid (e) | pole code | pole colour | terminal block code | lid key code |
|---|---|---|---|---|---|---|---|---|---|---|---|
| 160 | 76 | 6700 | 800 | 3 | 118 | 310x95 | 1000 | **1585** | 74 | **1863** | **0246** |
| | | 8700 | 1000 | 4 | 172 | 310x95 | 1000 | **1588** | 74 | **1863** | **0246** |

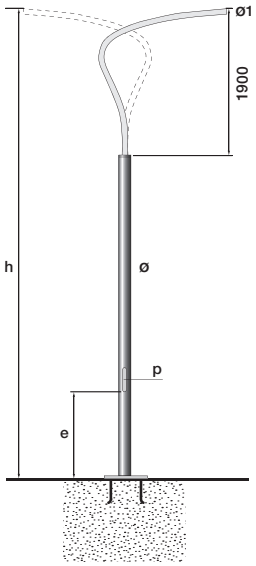


### pole with plate with arm

| diameter pole (ø) | gallery diameter (ø1) | height (h) | thickness | weight (kg) | dimensions lid (p) | h from the ground lid (e) | pole code | pole colour | fixing plate code | terminal block code | lid key code |
|---|---|---|---|---|---|---|---|---|---|---|---|
| 160 | 76 | 6700 | 3 | 97 | 310x95 | 1000 | **1566** | 74 | **0453** | **1863** | **0246** |
| | | 8700 | 4 | 157 | 310x95 | 1000 | **1570** | 74 | **1165** | **1863** | **0246** |

### pole with plate with 2 arms

| diameter pole (ø) | gallery diameter (ø1) | height (h) | thickness | weight (kg) | dimensions lid (p) | h from the ground lid (e) | pole code | pole colour | fixing plate code | terminal block code | lid key code |
|---|---|---|---|---|---|---|---|---|---|---|---|
| 160 | 76 | 6700 | 3 | 121 | 310x95 | 1000 | **1909** | 74 | **0453** | **1863** | **0246** |
| | | 8700 | 4 | 181 | 310x95 | 1000 | **1910** | 74 | **1165** | **1863** | **0246** |

# Poles with arm for iRoad System

74
GREY/BLACK

## Features

- Poles made of EN10025-S235JR, 70 micron hot galvanized steel in compliance with UNI EN ISO 1461 (EN40-5).
- Texturised RAL 9005 powdercoating paint surface finish.
- The pole has a cylindrical crosssection with a 159 mm diameter.
- A metallic galvanized steel plate is secured to the upper portion of the pole. It has holes for the fastening of the arms. At about 4 m above ground, there are two perforations and stainless steel inserts that secure the intermediate arm.
- The h=6 m above the ground is 3 mm thick; the 8/10 m above the ground pole is 4 mm thick.
- The model that can be cemented into the ground has cable slot that is 150x50 mm.
- Anchoring plate is made of 70 micron hot galvanized steel, and has 4 slots. The plate has tie rods that secure it to the ground (to be ordered separately).
- Flush lid 310x95 mm made of aluminium alloy and has a watertight gasket.
- 4-pole terminal block with three connections for each pole and double integrated fuse; designed for 16mm² feed cables and 2,5mm² exit cables that connect the lamp.
- Suitable for Italian/French/Spanish, English (with wooden adaptor to be ordered separately) and German/Swiss (with DIN guide to be ordered separately) terminal boards. Refer to the instructions sheet for the reference codes.
- Internal grounding system with grounding lug, steel insert, and stainless steel screw.
- Equipped with single or double arm, with respective lengths of 1450 mm and 2800 mm. The vertical part of the arm is made of 100x20 mm steel profile. The horizontal part of the arm is made of steel sheet with hot galvanized cover. Texturized RAL 9007 acrylic paint surface treatment.
- Arms secured to pole via 4 M10 UNI5931 AISI 304 stainless steel screws.
- Terminal block: IP44 IK08

Customised poles for each European market

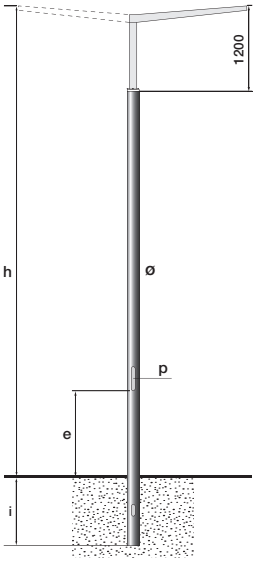


### buried pole with arm

| diameter pole (ø) | off-ground height (h) | in-ground height (i) | thickness | weight (kg) | dimensions lid (p) | h from the ground lid (e) | pole code | pole colour | terminal block code | lid key code |
|---|---|---|---|---|---|---|---|---|---|---|
| 160 | 6000 | 800 | 3 | 89 | 310x95 | 1000 | **1530** | 74 | **1863** | **0246** |
| | 8000 | 1000 | 4 | 149 | 310x95 | 1000 | **1531** | 74 | **1863** | **0246** |
| | 10000 | 1000 | 4 | 173 | 310x95 | 1000 | **1532** | 74 | **1863** | **0246** |

### buried pole with 2 arms

| diameter pole (ø) | off-ground height (h) | in-ground height (i) | thickness | weight (kg) | dimensions lid (p) | h from the ground lid (e) | pole code | pole colour | terminal block code | lid key code |
|---|---|---|---|---|---|---|---|---|---|---|
| 160 | 6000 | 800 | 3 | 98 | 310x95 | 1000 | **1536** | 74 | **1863** | **0246** |
| | 8000 | 1000 | 4 | 158 | 310x95 | 1000 | **1537** | 74 | **1863** | **0246** |
| | 10000 | 1000 | 4 | 182 | 310x95 | 1000 | **1538** | 74 | **1863** | **0246** |

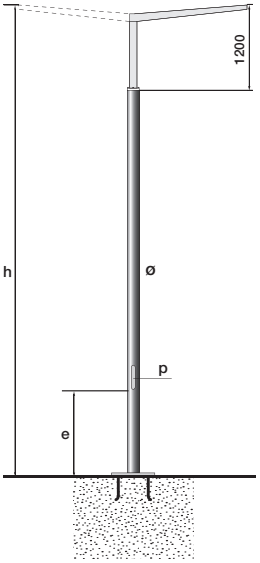


### pole with plate with arm

| diameter pole (ø) | height (h) | thickness | weight (kg) | dimensions lid (p) | h from the ground lid (e) | pole code | pole colour | fixing plate code | terminal block code | lid key code |
|---|---|---|---|---|---|---|---|---|---|---|
| 160 | 6000 | 3 | 92 | 310x95 | 1000 | **1533** | 74 | **0453** | **1863** | **0246** |
| | 8000 | 4 | 158 | 310x95 | 1000 | **1534** | 74 | **1165** | **1863** | **0246** |
| | 10000 | 4 | 183 | 310x95 | 1000 | **1535** | 74 | **1165** | **1863** | **0246** |

### pole with plate with 2 arms

| diameter pole (ø) | height (h) | thickness | weight (kg) | dimensions lid (p) | h from the ground lid (e) | pole code | pole colour | fixing plate code | terminal block code | lid key code |
|---|---|---|---|---|---|---|---|---|---|---|
| 160 | 6000 | 3 | 101 | 310x95 | 1000 | **1539** | 74 | **0453** | **1863** | **0246** |
| | 8000 | 4 | 167 | 310x95 | 1000 | **1540** | 74 | **1165** | **1863** | **0246** |
| | 10000 | 4 | 192 | 310x95 | 1000 | **1541** | 74 | **1165** | **1863** | **0246** |

# Accessories for poles

## Fixing plate

70 micron hot galvanized steel fixing base, with 4 holes and complete with anchor bolts.

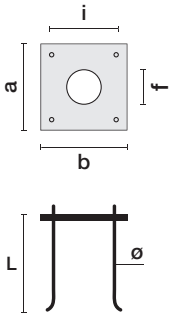


| size (a x b) | distance between holes (i) | diameter (f) | clamps length (L) | clamps diameter (ø) | clamps threading | code | colour |
|---|---|---|---|---|---|---|---|
| 310x310 | 200 | 100 | 400 | 16 | M18 | **1168** | 00 |
| 310x310 | 200 | 100 | 500 | 16 | M18 | **0453** | 00 |
| 440x440 | 300 | 100 | 500 | 22 | M24 | **1165** | 00 |
| 440x440 | 300 | 100 | 650 | 22 | M24 | **1164** | 00 |

## Base

Cover system for poles fixed with the plate, consisting of two cast aluminium bases which can be grouped together.

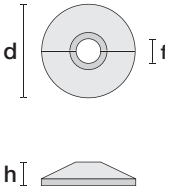


| external diameter (d) | central hole (f) | height (h) | code | colour |
|---|---|---|---|---|
| 420 | 102 | 122 | **1850** | 04-15 |
| 420 | 120 | 122 | **1841** | 04-15 |
| 420 | 130 | 122 | **1871** | 15 |
| 620 | 150 | 184 | **1872** | 15 |
| 620 | 160 | 184 | **1842** | 04-15 |
| 620 | 194 | 184 | **1843** | 04-15 |

## Terminal blocks

The terminal blocks have four polarities with three ways for pole and are fitted for bridge wiring. They are made with class II insulation.

| description | code | colour |
|---|---|---|
| Equipped with a fuse holder for dim. 8,5x31,5 - 380 V - max 10 A. Suitable for power supply cables 16 $mm^2$ in section at the inlet and 2,5 $mm^2$ at the outlet, for the light source connection. | **1862** | 00 |
| Equipped with a fuse holder for dim. 10,3x38 - 380 V - max 20A. Suitable for power supply cables 16 $mm^2$ in section at the inlet and 2,5 $mm^2$ at the outlet, for the light source connection. | **1863** | 00 |
| Equipped with two fuse holders for dim. 5x20 - 250 V - max 10A. Suitable for power supply cables 6 $mm^2$ in section at the inlet and 2,5 $mm^2$ at the outlet, for the light source connection. | **1864** | 00 |
| Equipped with two fuse holders for dim 8,5x31,5 - 380 V - max 10A. Suitable for power supply cables 16 $mm^2$ in section at the inlet and 2,5 $mm^2$ at the outlet, for the light source connection. | **1865** | 00 |



pinterest.com/iguzzini

# Linear luminaires for façade lighting

**474** Linealuce
Mini
**LED**

**478** Linealuce
Mini recessed
**LED**

**483** Linealuce
Compact
**LED**



**488** Linealuce
Compact recessed
**LED**

**493** Linealuce
**LED**

**493** Linealuce FL

**496** Linealuce
recessed
**LED**

**500** Led Tube
**LED**

UAE Pavilion, Milan Expo 2015 - Milan, Italy

Customer: The National Media Council, United Arab Emirates
Architectural Project: Foster + Partners
Lighting Project: DALD - David Atkinson Lighting
Photo: Anthony Pearson

# Linear luminaires for façade lighting

| | Linealuce Mini | Linealuce Mini RGB | Linealuce Mini recessed | Linealuce Mini recessed RGB | Linealuce Compact | Linealuce Compact RGB | Linealuce Compact recessed |
|---|---|---|---|---|---|---|---|
| | |  | |  | | | |
| **Spot optic** | ● | | | | ● | ● | ● |
| **Flood optic** | | | ● | | | | ● |
| **Wide Flood optic** | | | | | | | |
| **Very Wide Flood optic** | | | | | | | |
| **Wall Grazing optic** | ● | ● | ● | ● | ● | ● | ● |
| **Wall Grazing Spot optic** | | | | | ● | ● | |
| **Real White** | | | | | ● | | |
| **Tunable White** | | | | | ● | | |
| **LED lamp** | ● | ● | ● | ● | ● | ● | ● |
| **FL lamp** | | | | | | | |
| **DALI protocol** | | | ● | | ● | ● | ● |
| **DMX protocol** | | | | | ● | ● | ● |
| **PWM protocol** | ● | | ● | | | | |

| Linealuce Compact RGB recessed | Linealuce | Linealuce RGB | Linealuce recessed | Linealuce recessed FL | Linealuce FL | Linealuce recessed RGB |
|---|---|---|---|---|---|---|
|  | |  | | | | |
| ● | ● | | | | | |
| ● | ● | ● | | | | |
| | | | ● | ● | | ● |
| | | | | | ● | |
| ● | ● | | | ● | | ● |
| | | | | | | |
| ● | | | | | | |
| ● | | | | | | |
| ● | ● | ● | ● | | | ● |
| | | | | ● | ● | |
| ● | | ● | | | | ● |
| ● | | | | | | |

# Linear luminaires for façade lighting

## High Performance Linear System

Thanks to iGuzzini technology and research, the size of the wall to be lit and the lighting levels being equal, this new system allows the installed power per linear metre to be minimised, therefore minimising energy consumption.
The High Performance Linear System also guarantees the absence of areas of shadow, ensuring even lighting and uniform colour temperature.



## Light Management System

**PWM**

Digital technology used to dim the light flux based on modulated pulses (Pulse with Modulation) generated on the same power supply line as the luminaires, without the need for any additional signal cables.
For PWM operation an interface is installed between the luminaires and the driver in order to dim the light flux of all luminaires in the same way.

**DALI**

Protocol mainly used for indoor lighting and characterised by a limited data transmission speed (2500 bytes/second). It can control installations with simple dynamic light without rapid scene changes. The DALI protocol can control up to 64 independent luminaire addresses.

**DMX**

This protocol is used for professional architectural lighting and is the ideal solution for RGB light scenes. It has a high data transmission speed (250 thousand bytes/second) and can control 512 independent addresses. Our luminaires use the DMX of RDM type, with bi-directional communication for diagnostics and remote addressing.

## Lighting performance

**No areas of shadow**
The new wall grazing optics allow the elimination of areas of shadow at the base of vertical surfaces, creating a perfect “Wall Washer” effect.

Absolutely no areas of shadow (Linealuce)

Areas of shadow

**Even lighting**
Even with the luminaires installed in a “continuous row”, the design of the end caps guarantees lighting evenness, for a shadow-free lighting effect even where the modules are joined.

Perfectly even lighting (Linealuce)



Gap in the lighting effect

**Uniform colour temperature**
Carefully selected LEDs, plus the excellent colour temperature (K) uniformity provided, allow maximum temperature uniformity and ensure that this feature lasts for years.

Constant colour uniformity (Linealuce)



Lack of chromatic homogeneity

# Linear luminaires for façade lighting

## RGB

RGB LED technology generates variable coloured light. Mixing of the three primary colours (red, green, blue) produces a complete range of colours, creating impressive set-ups.

## Real White

In addition to all shades, this technology allows a pure white, without the influence of RGB colours, to be obtained.

White Real White

Typical RGB white

To guarantee maximum uniformity of the white, a W+RGB+W module is available, for use with individual luminaires and at the start of a continuous line.

A - Perfectly symmetrical light emission
B - Asymmetrical light emission




Single installation

WRGBW



Continuous line installation

WRGBW RGBW RGBW

## Tunable White and Monochrome White



**Tunable White**
This dynamic light is also perfect for altering perceptions of architecture and adapting lighting to changes in time and season.

A different perception of architecture.

Colour variation throughout the day (morning and evening)

Colour variation throughout the seasons.



**Monochrome White**
Different colour temperatures to highlight materials.

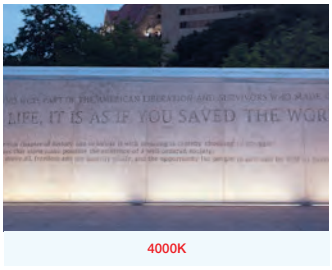

pinterest.com/iguzzini

# Linealuce

design Jean Michel Wilmotte




Great Hall of the People - Beijing, China

Lighting project: Tsinghua
Photo: with kind permission from Tsinghua

# Linealuce Mini




## Features

IP66 IK05

- Wall-mounted, ceiling-mounted and on balustrade with optional supports.
- Extruded aluminium body, with die-cast zamak end caps complete with silicone gaskets.
- Optical assembly closed on top with a transparent glass screen, 3 mm thick, secured with silicone.
- The product is supplied with single PG9 cable clamp in nickel-plated brass and PVC exit cable. For the electrical connection a linear connector IP68 and connector block IP67 with fast coupling terminals.
- Electronic power supplies to be ordered separately.
- Dimmable monochromatic and RGB versions: Vin=48Vdc electronic power supplies to be ordered separately, DALI or DMX-RDM internal drivers contained in extruded aluminium side box, with aluminium die-cast zamak end caps complete with silicone gaskets, PG13,5 nickelplated brass cable clamps and outgoing cables.
- Luminaire ready for pass-through wiring.
- All external screws are in A2 stainless steel.

LMS R G B DALI DMX PWM

Simplified wiring using exiting cable

Small size


Installed in a continuous line

## LED

- **LED Single Chip**
- Colour stability **Mac Adam <3**
- Life 100000 h **L80**
- Color temperature: Neutral white **4000K** Warm white **3000K**

## Energy saving

| lumen lm | LED | T 16 | ENERGY SAVING |
|---|---|---|---|
| **1130** | 13W | 21W | 38% |
| **1700** | 20W | 35W | 42% |

(3000K) LED energy saving compared with traditional lamps

# **Linealuce** Mini

## Flexibility

Linealuce Mini is available in various lengths, so that it can adapt to any lighting design project.

**512mm** Monochromatic DALI / RGB
**528mm** Monochromatic

**792mm** Monochromatic

**1004mm** RGB
**1040mm** Monochromatic DALI
**1056mm** Monochromatic

**1321mm** Monochromatic

**1496 mm** RGB
**1569 mm** Monochromatic DALI
**1585 mm** Monochromatic

## Constant flow

Linealuce Mini monochrome 24Vdc is fitted with an exclusive electronic circuit which guarantees constant emission of the light flow even with variations in the input voltage from 16V to 30V. The constant flow emitted on the entire power line is guaranteed for up to 30 m.

Constant flow emitted on the entire line (Linealuce Mini 24Vdc)



30Vdc

## Performance luminose

The possibility of choosing different power ratings (W/lm) for the same lengths, the efficiency of the latest-generation LEDs, with extremely high-performance optics, make this luminaire suitable for a wide range of applications.




| wall grazing | wall grazing | wall grazing | wall grazing |
|---|---|---|---|
| PWM<br>7,2W/m<br>12 LED/m | PWM<br>13W/m<br>12 LED/m | DALI<br>13W/m<br>12 LED/m | RGB / DMX<br>24 LED / m<br>17W |

**S** - Spot

**F** - Flood

# Linealuce Mini

15
GREY

## PWM dimmable monochromatic LED (24Vdc)



| light source | W | lm | length | code colour |
|---|---|---|---|---|
| LED | **Spot 10°** | | | |
| | 4000K - CRI 80 | | | |
| | **6,5 W** | **600** | **528** | **BK36** 15 |
| | **13 W** | **1210** | **1056** | **BK40** 15 |
| | 3000K - CRI 80 | | | |
| | **6,5 W** | **570** | **528** | **BK37** 15 |
| | **13 W** | **1130** | **1056** | **BK41** 15 |
| | **Flood 32°** | | | |
| | 4000K - CRI 80 | | | |
| | **6,5 W** | **600** | **528** | **BK80** 15 |
| | **13 W** | **1210** | **1056** | **BK84** 15 |
| | 3000K - CRI 80 | | | |
| | **6,5 W** | **570** | **528** | **BK81** 15 |
| | **13 W** | **1130** | **1056** | **BK85** 15 |
| | **Wall grazing 2÷3 m** | | | |
| | 4000K - CRI 80 | | | |
| | **3,6 W** | **390** | **528** | **BH14** 15 |
| | **7,2 W** | **770** | **1056** | **BH16** 15 |
| | **11 W** | **1160** | **1585** | **BH18** 15 |
| | 3000K - CRI 80 | | | |
| | **3,6 W** | **360** | **528** | **BH15** 15 |
| | **7,2 W** | **720** | **1056** | **BH17** 15 |
| | **11 W** | **1080** | **1585** | **BH19** 15 |
| | **Wall grazing 4÷5 m** | | | |
| | 4000K - CRI 80 | | | |
| | **6,5 W** | **600** | **528** | **BH20** 15 |
| | **9,8 W** | **910** | **792** | **BI11** 15 |
| | **13 W** | **1210** | **1056** | **BH22** 15 |
| | **16 W** | **1510** | **1321** | **BI13** 15 |
| | **20 W** | **1810** | **1585** | **BH24** 15 |
| | 3000K - CRI 80 | | | |
| | **6,5 W** | **570** | **528** | **BH21** 15 |
| | **9,8 W** | **850** | **792** | **BI12** 15 |
| | **13 W** | **1130** | **1056** | **BH23** 15 |
| | **16 W** | **1410** | **1321** | **BI14** 15 |
| | **20 W** | **1700** | **1585** | **BH25** 15 |

Power supply to be ordered separately.
For the system definition, refer to the instructions.
Without any additional component the PMW versions will operate in on-off mode.

## DALI/DMX dimmable monochromatic and RGB DALI/DMX (48÷56Vdc) LED

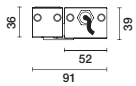


| light source | W | lm | length | code colour |
|---|---|---|---|---|
| LED | **Spot 10°** | | | |
| | 4000K - CRI 80 - dimmable DALI | | | |
| | **5,9 W** | **580** | **512** | **BM69** 15 |
| | **12 W** | **1150** | **1040** | **BM71** 15 |
| | 3000K - CRI 80 dimmable DALI | | | |
| | **5,9 W** | **540** | **512** | **BM70** 15 |
| | **12 W** | **1080** | **1040** | **BM72** 15 |
| | DMX versions available on request. Power supply to be ordered separately. Monochromatic DALI versions occupy 1 address. | | | |
| | **Flood 32°** | | | |
| | 4000K - CRI 80 - dimmable DALI | | | |
| | **5,9 W** | **580** | **512** | **BM77** 15 |
| | **12 W** | **1150** | **1040** | **BM79** 15 |
| | 3000K - CRI 80 - dimmable DALI | | | |
| | **5,9 W** | **540** | **512** | **BM78** 15 |
| | **12 W** | **1080** | **1040** | **BM80** 15 |
| | DMX versions available om request. Complete with electronic control card. Power supply to be ordered separately. Monochromatic DALI versions occupy 1 address. | | | |
| | **Wall grazing 4÷5 m** | | | |
| | 4000K - CRI 80 - dimmable DALI | | | |
| | **5,9 W** | **580** | **512** | **BL30** 15 |
| | **12 W** | **1150** | **1040** | **BL32** 15 |
| | **18 W** | **1730** | **1569** | **BL34** 15 |
| | 3000K - CRI 80 dimmable DALI | | | |
| | **5,9 W** | **540** | **512** | **BL31** 15 |
| | **12 W** | **1080** | **1040** | **BL33** 15 |
| | **18 W** | **1620** | **1569** | **BL35** 15 |
| | 4000K - CRI 80 - dimmable DMX-RDM | | | |
| | **5,9 W** | **580** | **512** | **BL36** 15 |
| | **12 W** | **1150** | **1040** | **BL38** 15 |
| | **18 W** | **1730** | **1569** | **BL40** 15 |
| | 3000K - CRI 80 - dimmable DMX-RDM | | | |
| | **5,9 W** | **540** | **512** | **BL37** 15 |
| | **12 W** | **1080** | **1040** | **BL39** 15 |
| | **18 W** | **1620** | **1569** | **BL41** 15 |
| | Power supply to be ordered separately. Monochromatic DALI versions occupy 1 address. | | | |



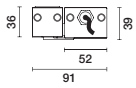


| | | | | |
|---|---|---|---|---|
| LED | **Wall grazing 5÷6 m** | | | |
| | RGB DALI | | | |
| | **11 W** | **660** | **512** | **BJ17** 15 |
| | **22 W** | **1320** | **1004** | **BJ18** 15 |
| | **33 W** | **1980** | **1496** | **BJ19** 15 |
| | RGB DMX-RDM | | | |
| | **11 W** | **660** | **512** | **BJ20** 15 |
| | **22 W** | **1320** | **1004** | **BJ21** 15 |
| | **33 W** | **1980** | **1496** | **BJ22** 15 |
| | Complete with electronic control card. Power supply to be ordered separately. The DALI RGB versions occupy 3 addresses. | | | |

Compatible with light management systems of the iGuzzini range illustrated on page 693.
For the system definition, refer to the instructions.



Technical data may change with technological evolution.
For updated data please refer to our on-line catalogue.

# Linealuce Mini

## installation systems

| | code | colour |
|---|---|---|
| Plate used for support or ceiling installation | **BZJ6** for versions L=512-528 1004-1040-1056 | 00 |
| | **BZJ7** for versions L=1321-1496 1569-1585 | 00 |

| | code | colour |
|---|---|---|
| Adjustable arms +/- 90° for wall or ceiling mountingo L=200 | **BZJ8** | 13 |
| Adjustable arms +/- 90° for wall or ceiling mounting L=83 | **BZJ9** for monochromatic static LED | 13 |

| | code | colour |
|---|---|---|
| Adjustable arms +/- 90° for wall or ceiling mounting L=115 | **BZQ9** for dimmable monochromatic and RGB LED | 13 |

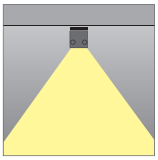
Ceiling-mounted with plate

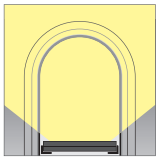
Surface-mounted with plate

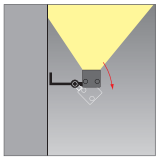
Wall-mounted with adjustable arms

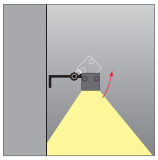
Wall-mounted with adjustable arms

## PWM dimmable monochromatic LED components

| | code | colour |
|---|---|---|
| Electronic power supply designed to mount on a DIN standard profile 10W<br>VIN=220÷240Vac / 50÷60Hz<br>VOUT=24Vdc ±2% (SELV) | **9908** | 00 |
| Electronic power supply designed to mount on a DIN standard profile 24W<br>VIN=90÷-260Vac / 50÷60Hz<br>VOUT=24Vdc ±2% (SELV) | **9909** | 00 |
| Electronic power supply designed to mount on a DIN standard profile 72W<br>VIN=220÷240Vac / 50÷60Hz<br>VOUT=24Vdc ±2% (SELV) | **9910** | 00 |
| Electronic power supply designed to mount on a DIN standard profile 96W<br>VIN=220÷240Vac / 50÷60Hz<br>VOUT=24Vdc ±2% (SELV) | **9911** | 00 |
| Electronic power supply designed to mount on a DIN standard profile 120W<br>VIN=88÷264Vac / 50÷60Hz<br>VOUT=24÷28Vdc (SELV)<br>Dim. 40x114x125h | **BZK0** | 00 |
| Electronic power supply designed to mount on a DIN standard profile 240W<br>VIN=88÷264Vac / 50÷60Hz<br>VOUT=24÷28Vdc (SELV)<br>Dim. 63x114x125h | **9912** | 00 |

| | code | colour |
|---|---|---|
| Electronic power supply designed to mount on a DIN standard profile 480W<br>VIN=90÷264Vac / 50÷60Hz<br>VOUT=24÷28Vdc (SELV)<br>Dim. 86x114x125h | **BZK1** | 00 |
| Connector block with fast-coupling terminals IP66<br>Suitable for cables 2x2,5 mm² | **BZK7** | 15 |
| 2-way connector with 2-pin terminal board IP68<br>Suitable for cables 2x2,5 mm² | **BZK6** | 00 |
| PWM interface for DALI dimming of 120 W 24 Vdc monochromatic LED<br>VIN=10-24Vdc<br>VOUT=10,5-24Vdc | **MWP3** | 00 |
| 4-channel LED driver with DALI-DMX 720W control<br>VIN=12÷48Vdc<br>VOUT=5-12-24-48V | **9639** | 00 |
| IP67 40W constant-voltage electronic power supply<br>VIN=90÷305Vac / 47÷63Hz<br>VOUT=24Vdc±1%<br>IOUT=1,67A (SELV)<br>dim. 171x61,5x36,8h | **X182** | 00 |
| IP67 80W constant-voltage electronic power supply<br>VIN=90÷305Vac / 47÷63Hz<br>VOUT=24Vdc±1%<br>IOUT=3,4A (SELV)<br>dim. 195,6x61,5x38,8h | **X183** | 00 |

| | code | colour |
|---|---|---|
| IP67 120W constant-voltage electronic power supply<br>VIN=90÷305Vac / 47÷63Hz<br>VOUT=24Vdc±1%<br>IOUT=5A (SELV)<br>dim. 220x68x38,8h | **X184** | 00 |
| IP67 185W constant-voltage electronic power supply<br>VIN=90÷305Vac / 47÷63Hz<br>VOUT=24Vdc±1%<br>IOUT=7,8A (SELV)<br>dim. 228x68x38,8h | **X185** | 00 |
| IP67 240W constant-voltage electronic power supply<br>VIN=90÷305Vac / 47÷63Hz<br>VOUT=24Vdc±1%<br>IOUT=10A (SELV)<br>dim. 244,2x68x38,8h | **X186** | 00 |
| IP67 320W constant-voltage electronic power supply<br>VIN=90÷305Vac / 47÷63Hz<br>VOUT=24Vdc±1%<br>IOUT=13,34A (SELV)<br>dim. 252x90x43,8h | **X187** | 00 |
| Box for power supplies IP67<br>dim. 140x230x95h | **9582** not suitable for power supplies 9912-BZH1 | 00 |
| Box for power supplies IP67<br>dim. 280x190x130h | **BZ33** | 00 |

## DALI/DMX dimmable monochromatic and RGB DALI/DMX LED components

| | code | colour |
|---|---|---|
| Electronic power supply designed to mount on a DIN standard profile 120W<br>VIN=88÷264Vac / 47÷63Hz<br>VOUT=48÷55V (SELV)<br>Dim. 40x114x125h | **BZ14** | 00 |
| Electronic power supply designed to mount on a DIN standard profile 240W<br>VIN=88÷264Vac / 47÷63Hz<br>VOUT=48÷55V (SELV)<br>Dim. 63x114x125h | **BZ15** | 00 |

| | code | colour |
|---|---|---|
| Electronic power supply designed to mount on a DIN standard profile 480W<br>VIN=90÷264Vac / 47÷63Hz<br>VOUT= 48÷55V (SELV)<br>Dim. 86x114x125h | **BZ16** | 00 |
| 5-pole connector IP68 | **BZS6** | 04 |

| | code | colour |
|---|---|---|
| Y-coupling with 5 poles IP68<br>For connection between DMX or DALI signal cable and power supply cable | **BZN7** for DMX and DALI versions | 00 |
| Cap for connectors + terminator resistance 120 Ω | **BZQ7** for DMX-RDM versions | 00 |

# **Linealuce** Mini recessed

Monochromatic PWM

RGB DMX

## Features

IP67 IK08/IK10

- Wall/ceiling/floor-recessed luminaire for use with LEDs.
- Fitting has a body and counterframe for installation (which can be ordered separately).
- Extruded aluminium body closed at the top by a transparent or no-skid glass screen secured in place with silicone; with die-cast aluminium end caps complete with silicone seals; aluminium outer casing with technopolymer caps.
- Dimmable monochromatic and RGB versions: Vin=48Vdc electronic power supplies to be ordered separately, DALI or DMX-RDM internal drivers.
- Luminaire ready for pass-through wiring.
- Static load resistance 1000 Kg
- Temperature of contact < 40°C.
- All external screws are in A2 stainless steel.

LMS R G B DALI DMX PWM

Versions equipped with no-skid glass

Temperature <40° C

Static load resistance 1000 Kg

## LED

- **LED Single Chip**
- Colour stability **Mac Adam <3**
- Life 100000 h **L80**
- Color temperature: Neutral white **4000K** Warm white **3000K**

## Energy saving

| lumen lm | LED | T 16 | ENERGY SAVING |
|---|---|---|---|
| **1130** | 13W | 21W | 38% |
| **1700** | 20W | 35W | 42% |

(3000K) LED energy saving compared with traditional lamps

# **Linealuce** Mini recessed

## Flexibility

Linealuce Mini recessed is available in various lengths, so that it can adapt to any lighting design project.

**552mm** Monochromatic / Monochromatic DALI / RGB

**1044mm** Monochromatic DALI / RGB
**1080mm** Monochromatic

**1536mm** Monochromatic DALI / RGB
**1609mm** Monochromatic

## Lighting performance

The possibility of choosing different power ratings (W/lm) for the same lengths, the efficiency of the latest-generation LEDs, with extremely high-performance optics, make this luminaire suitable for a wide range of applications.

**F** - Flood

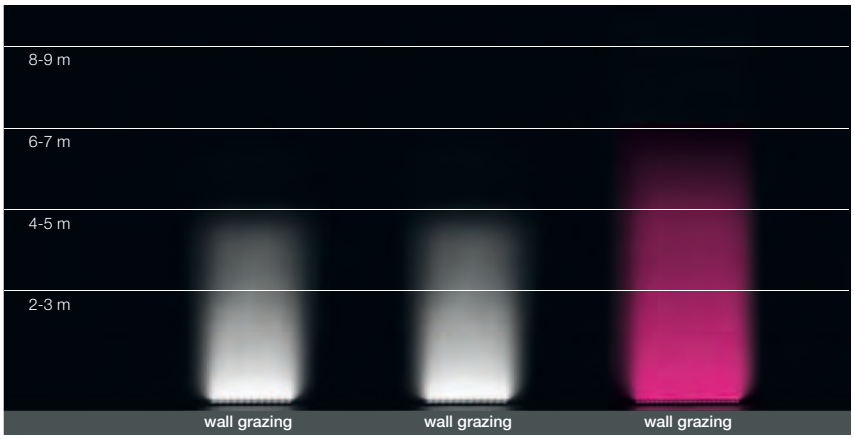


PWM
12 LED / m
13W

DALI
12 LED / m
13W

RGB DMX
24 LED / m
17W

# Linealuce Mini recessed

15
GREY

## PWM dimmable monochromatic LED (24Vdc)

| light source | W | lm | length | code colour |
|---|---|---|---|---|
| LED new | **No-skid glass** | | | |
| | **Flood optic 46°** | | | |
| | 4000K - CRI 80 | | | |
| | **6,5 W** | **600** | **552** | **BW24** 15 |
| | **13 W** | **1210** | **1080** | **BW26** 15 |
| | **20 W** | **1810** | **1609** | **BW28** 15 |
| | 3000K - CRI 80 | | | |
| | **6,5 W** | **570** | **552** | **BW25** 15 |
| | **13 W** | **1130** | **1080** | **BW27** 15 |
| | **20 W** | **1700** | **1609** | **BW29** 15 |
| | 4000K - CRI 80 - DALI | | | |
| • | **6,5 W** | **600** | **552** | **BW42** 15 |
| • | **13 W** | **1210** | **1080** | **BW44** 15 |
| • | **20 W** | **1810** | **1609** | **BW46** 15 |
| | 3000K - CRI 80 - DALI | | | |
| • | **6,5 W** | **570** | **552** | **BW43** 15 |
| • | **13 W** | **1130** | **1080** | **BW45** 15 |
| • | **20 W** | **1700** | **1609** | **BW47** 15 |

Power supply to be ordered separately

| | | | | |
|---|---|---|---|---|
| LED | **Transparent glass** | | | |
| | **Wall grazing 4÷5 m** | | | |
| | 4000K - CRI 80 | | | |
| | **6,5 W** | **600** | **552** | **BW18** 15 |
| | **13 W** | **1210** | **1080** | **BW20** 15 |
| | **20 W** | **1810** | **1609** | **BW22** 15 |
| | 3000K - CRI 80 | | | |
| | **6,5 W** | **570** | **552** | **BW19** 15 |
| | **13 W** | **1130** | **1080** | **BW21** 15 |
| | **20 W** | **1700** | **1609** | **BW23** 15 |

Power supply to be ordered separately

Without any additional component the PMW versions will operate in on-off mode.

## DALI dimmable monochromatic and RGB DMX (48÷56Vdc) LED

| light source | W | lm | length | code colour |
|---|---|---|---|---|
| LED | **Transparent glass** | | | |
| | **Wall grazing 4÷5 m** | | | |
| | 4000K - CRI 80 - dimmable DALI | | | |
| | **6 W** | **580** | **552** | **BW30** 15 |
| | **12 W** | **1150** | **1080** | **BW32** 15 |
| | **18 W** | **1730** | **1609** | **BW34** 15 |
| | 3000K - CRI 80 - dimmable DALI | | | |
| | **6 W** | **540** | **552** | **BW31** 15 |
| | **12 W** | **1080** | **1080** | **BW33** 15 |
| | **18 W** | **1620** | **1609** | **BW35** 15 |

Complete with electronic control card.
Power supply to be ordered separately.
Occupy 1 DALI address.



| | | | | |
|---|---|---|---|---|
| LED | **Wall grazing 6÷7 m** | | | |
| | RGB DMX-RDM | | | |
| | **13,5 W** | **660** | **552** | **BW57** 15 |
| | **22 W** | **1320** | **1044** | **BW58** 15 |
| | **33 W** | **1980** | **1536** | **BW59** 15 |

Complete with electronic control card.
Power supply to be ordered separately.

Compatible with light management systems of the iGuzzini range illustrated on page 693.
For the system definition, refer to the instructions.

### installation systems

Outer casing

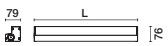


| code | colour | length |
|---|---|---|
| **X010** | 00 | 545 |
| for BW18-BW19-BW24-BW25 | | |
| **X011** | 00 | 1073 |
| for BW20-BW21-BW26-BW27 | | |
| **X012** | 00 | 1602 |
| for BW22-BW23-BW28-BW29 | | |

Outer casing




| | | |
|---|---|---|
| **X014** | 00 | 545 |
| for BW30-BW31-BW57 | | |
| **X015** | 00 | 1073 |
| for BW32-BW33 | | |
| **X016** | 00 | 1602 |
| for BW34-BW35 | | |
| **X017** | 00 | 1037 |
| for BW58 | | |
| **X018** | 00 | 1529 |
| for BW59 | | |

Steel cables kit L=570 with reinforcement plates
for false ceiling application

| code | colour |
|---|---|
| **X013** | 00 |
| for monochromatic static LED | |

Steel cable L=200
for wall application

| | |
|---|---|
| **5925** | 00 |

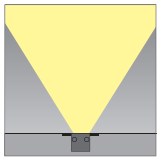

**F** - Floor

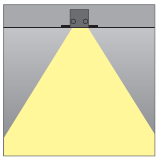

**F** - Ceiling-mounted

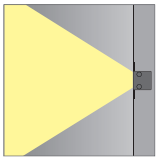

**F** - Wall-mounted

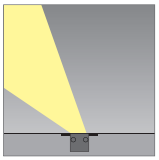

**WG** - Floor

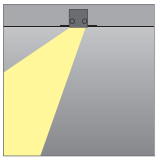

**WG** - Ceiling-mounted

**WG** - Wall-mounted



Technical data may change with technological evolution.
For updated data please refer to our on-line catalogue.

# Linealuce Mini recessed

## PWM dimmable monochromatic LED components

| | code | colour |
|---|---|---|
| Electronic power supply designed to mount on a DIN standard profile 10W<br>VIN=220÷240Vac / 50÷60Hz<br>VOUT=24Vdc ±2% (SELV) | **9908** | 00 |
| Electronic power supply designed to mount on a DIN standard profile 24W<br>VIN=90÷-260Vac / 50÷60Hz<br>VOUT=24Vdc ±2% (SELV) | **9909** | 00 |
| Electronic power supply designed to mount on a DIN standard profile 72W<br>VIN=220÷240Vac / 50÷60Hz<br>VOUT=24Vdc ±2% (SELV) | **9910** | 00 |
| Electronic power supply designed to mount on a DIN standard profile 96W<br>VIN=220÷240Vac / 50÷60Hz<br>VOUT=24Vdc ±2% (SELV) | **9911** | 00 |
| Electronic power supply designed to mount on a DIN standard profile 120W<br>VIN=88÷264Vac / 50÷60Hz<br>VOUT=24÷28Vdc (SELV)<br>Dim. 40x114x125h | **BZK0** | 00 |
| Electronic power supply designed to mount on a DIN standard profile 240W<br>VIN=88÷264Vac / 50÷60Hz<br>VOUT=24÷28Vdc (SELV)<br>Dim. 63x114x125h | **9912** | 00 |
| Electronic power supply designed to mount on a DIN standard profile 480W<br>VIN=90÷264Vac / 50÷60Hz<br>VOUT=24÷28Vdc (SELV)<br>Dim. 86x114x125h | **BZK1** | 00 |
| PWM interface for DALI dimming of 120 W 24 Vdc monochromatic LED<br>VIN=10-24Vdc<br>VOUT=10,5-24Vdc | **MWP3** | 00 |
| 4-channel LED driver with DALI-DMX 720W control<br>VIN=12÷48Vdc<br>VOUT=5-12-24-48V | **9639** | 00 |

| | code | colour |
|---|---|---|
| IP67 40W constant-voltage electronic power supply<br>VIN=90÷305Vac / 47÷63Hz<br>VOUT=24Vdc±1%<br>IOUT=1,67A (SELV)<br>dim. 171x61,5x36,8h | **X182** | 00 |
| IP67 80W constant-voltage electronic power supply<br>VIN=90÷305Vac / 47÷63Hz<br>VOUT=24Vdc±1%<br>IOUT=3,4A (SELV)<br>dim. 195,6x61,5x38,8h | **X183** | 00 |
| IP67 120W constant-voltage electronic power supply<br>VIN=90÷305Vac / 47÷63Hz<br>VOUT=24Vdc±1%<br>IOUT=5A (SELV)<br>dim. 220x68x38,8h | **X184** | 00 |
| IP67 185W constant-voltage electronic power supply<br>VIN=90÷305Vac / 47÷63Hz<br>VOUT=24Vdc±1%<br>IOUT=7,8A (SELV)<br>dim. 228x68x38,8h | **X185** | 00 |
| IP67 240W constant-voltage electronic power supply<br>VIN=90÷305Vac / 47÷63Hz<br>VOUT=24Vdc±1%<br>IOUT=10A (SELV)<br>dim. 244,2x68x38,8h | **X186** | 00 |
| IP67 320W constant-voltage electronic power supply<br>VIN=90÷305Vac / 47÷63Hz<br>VOUT=24Vdc±1%<br>IOUT=13,34A (SELV)<br>dim. 252x90x43,8h | **X187** | 00 |
| Box for power supplies IP67<br>dim. 140x230x95h | **9582** | 00<br>not suitable for power supplies 9912-BZH1 |
| Box for power supplies IP67<br>dim. 280x190x130h | **BZ33** | 00 |

## DALI dimmable monochromatic LED and RGB DMX components

| | code | colour |
|---|---|---|
| Electronic power supply designed to mount on a DIN standard profile 120W<br>VIN=88÷264Vac / 47÷63Hz<br>VOUT=48÷55V (SELV)<br>Dim. 40x114x125h | **BZ14** | 00 |
| Electronic power supply designed to mount on a DIN standard profile 240W<br>VIN=88÷264Vac / 47÷63Hz<br>VOUT=48÷55V (SELV)<br>Dim. 63x114x125h | **BZ15** | 00 |
| Electronic power supply designed to mount on a DIN standard profile 480W<br>VIN=90÷264Vac / 47÷63Hz<br>VOUT= 48÷55V (SELV)<br>Dim. 86x114x125h | **BZ16** | 00 |

| | code | colour |
|---|---|---|
| 5-pole connector IP68 | **BZS6** | 04 |
| Y-coupling with 5 poles IP68<br>For connection between DMX or DALI signal cable and power supply cable | **BZN7** | 00<br>for DMX and DALI versions |
| Cap for connectors + terminator resistance 120 Ω | **BZQ7** | 00<br>for DMX-RDM versions |

pinterest.com/iguzzini

# **Linealuce** Compact

## Features

IP66 IK05

- Wall-mounted, ceiling-mounted and on balustrade with optional supports.
- Extruded aluminium body, with die-cast aluminium end caps complete with silicone gaskets.
- Lateral power box in PPS.
- Optical assembly closed on top with a transparent glass screen, 3 mm thick, secured with silicone.
- The lateral box is supplied with double connector, male/female, with 3-pole fast coupling for through wiring and end cap on one side.
- LED versions available with RGB dynamic colour change and Tunable white compatible with lighting management systems.
- Dimmable monochromatic and RGB versions complete with electronic power supply + DALI or DMX-RDM internal driver.
- Luminaire ready for pass-through wiring.
- All external screws are in A2 stainless steel.

LMS DALI DMX


DMX ballasts inside luminaire body

Rapid tool-free connection (free tools)


Installed in a continuous line

## LED

- **LED Single Chip**
- Colour stability **Mac Adam <3**
- Life 100000 h **L80 B10**
- Color temperature: Neutral white **4000K** Warm white **3000K**

## Energy saving

| lumen lm | LED | T 16 | ENERGY SAVING |
|---|---|---|---|
| **1160** | 13W | 21W | 38% |
| **1740** | 20W | 35W | 42% |

(3000K) LED energy saving compared with traditional lamps

Central Station
Frankfurt, Germany

Lighting project: Christian Uitz, Raumlabor
Photo: Gerhard Thomas Baier Fotografie

# **Linealuce** Compact

## Flexibility

Linealuce Compact is available in various lengths, so that it can adapt to any lighting design project.

**506mm** RGB / Tunable white
**528mm** Monochromatic
**540mm** Real White (WRGBW)

**998mm** RGB / Tunable white
**1026mm** Real White (WRGBW)
**1056mm** Monochromatic

**1490mm** RGB / Tunable white
**1511mm** Real White (WRGBW)
**1585mm** Monochromatic

## Lighting performance

The possibility of choosing different power ratings (W/lm) for the same lengths, the efficiency of the latest-generation LEDs, with extremely high-performance optics, make this luminaire suitable for a wide range of applications.

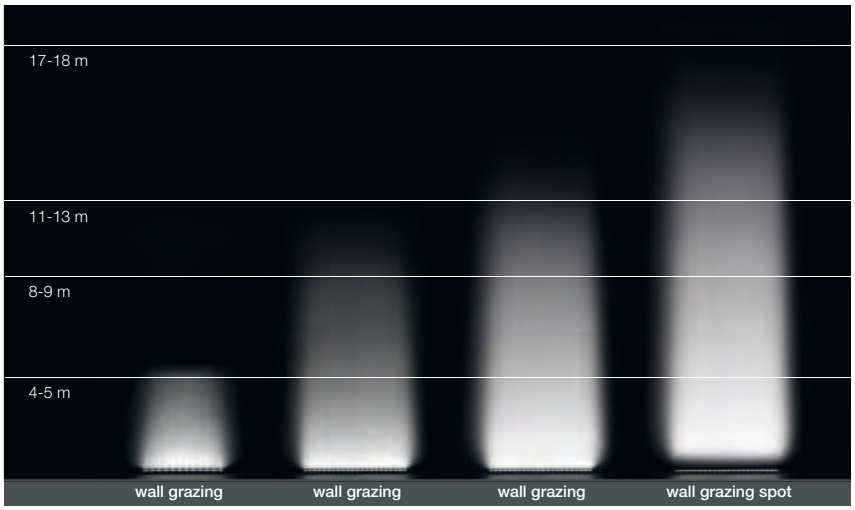


| wall grazing | wall grazing | wall grazing | wall grazing spot |
|---|---|---|---|
| Static<br>13W/m<br>12 LED/m | Static<br>24W/m<br>22 LED/m | Static<br>or DMX/DALI<br>35W/m<br>22 LED/m | Static<br>35W/m<br>22 LED/m<br>with diffusing filter |




| wall grazing | wall grazing spot | wall grazing | wall grazing |
|---|---|---|---|
| DMX/DALI<br>8x3 LED/m | DMX/DALI<br>8x3 LED/m | Real White<br>DMX/DALI<br>8x3 LED/m | Tunable White<br>DMX/DALI<br>8x3 LED/m |

# Linealuce Compact

15
GREY

## Monochromatic static LED

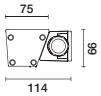


| light source | W | lm | length | code colour |
|---|---|---|---|---|
| LED | **Wall grazing 4÷5 m** | | | |
| | 4000K - CRI 80 | | | |
| | 6,5 W | 620 | 528 | **BG96** 15 |
| | 13 W | 1240 | 1056 | **BG98** 15 |
| | 20 W | 1860 | 1585 | **BH00** 15 |
| | 3000K - CRI 80 | | | |
| | 6,5 W | 580 | 528 | **BG97** 15 |
| | 13 W | 1160 | 1056 | **BG99** 15 |
| | 20 W | 1740 | 1585 | **BH01** 15 |
| | **Wall grazing 8÷9 m** | | | |
| | 4000K - CRI 80 | | | |
| | 12 W | 1140 | 528 | **BH02** 15 |
| | 24 W | 2270 | 1056 | **BH04** 15 |
| | 36 W | 3410 | 1585 | **BH06** 15 |
| | 3000K - CRI 80 | | | |
| | 12 W | 1060 | 528 | **BH03** 15 |
| | 24 W | 2130 | 1056 | **BH05** 15 |
| | 36 W | 3190 | 1585 | **BH07** 15 |
| | **Wall grazing 11÷13 m** | | | |
| | 4000K - CRI 80 | | | |
| | 18 W | 1500 | 528 | **BH08** 15 |
| | 35 W | 2990 | 1056 | **BH10** 15 |
| | 53 W | 4490 | 1585 | **BH12** 15 |
| | 3000K - CRI 80 | | | |
| | 18 W | 1400 | 528 | **BH09** 15 |
| | 35 W | 2800 | 1056 | **BH11** 15 |
| | 53 W | 4210 | 1585 | **BH13** 15 |
| | **Wall grazing spot 13÷18 m** | | | |
| | 4000K - CRI 80 | | | |
| | 18 W | 1500 | 528 | **BI51** 15 |
| | 35 W | 2990 | 1056 | **BI53** 15 |
| | 53 W | 4490 | 1585 | **BI55** 15 |
| | 3000K - CRI 80 | | | |
| | 18 W | 1400 | 528 | **BI52** 15 |
| | 35 W | 2800 | 1056 | **BI54** 15 |
| | 53 W | 4210 | 1585 | **BI56** 15 |

Complete with power supply.
For the system definition, refer to the instructions.

## Dimmable monochromatic and RGB LED

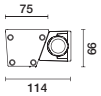


| light source | W | lm | length | code colour |
|---|---|---|---|---|
| LED | **Wall grazing 11÷13 m** | | | |
| | 4000K - CRI 80 - dimmable DALI | | | |
| | 14 W | 1260 | 528 | **BI57** 15 |
| | 27 W | 2530 | 1056 | **BI59** 15 |
| | 41 W | 3790 | 1585 | **BI61** 15 |
| | 3000K - CRI 80 - dimmable DALI | | | |
| | 14 W | 1180 | 528 | **BI58** 15 |
| | 27 W | 2370 | 1056 | **BI60** 15 |
| | 41 W | 3550 | 1585 | **BI62** 15 |
| | 4000K - CRI 80 - dimmable DMX-RDM | | | |
| | 14 W | 1260 | 528 | **BI63** 15 |
| | 27 W | 2530 | 1056 | **BI65** 15 |
| | 41 W | 3790 | 1585 | **BI67** 15 |
| | 3000K - CRI 80 - dimmable DMX-RDM | | | |
| | 14 W | 1180 | 528 | **BI64** 15 |
| | 27 W | 2370 | 1056 | **BI66** 15 |
| | 41 W | 3550 | 1585 | **BI68** 15 |

Complete with power supply.
Monochromatic DALI versions occupy 1 address.

| | | | | |
|---|---|---|---|---|
| LED | **Wall grazing 8 m** | | | |
| | RGB DALI | | | |
| | 13 W | 770 | 506 | **BI69** 15 |
| | 27 W | 1530 | 998 | **BI70** 15 |
| | 40 W | 2300 | 1490 | **BI71** 15 |
| | RGB DMX-RDM | | | |
| | 13 W | 770 | 506 | **BI72** 15 |
| | 27 W | 1530 | 998 | **BI73** 15 |
| | 40 W | 2300 | 1490 | **BI74** 15 |
| | **Wall grazing 6÷8 m** | | | |
| | RGBW DMX-RDM | | | |
| | 13 W | 990 | 506 | **BM45** 15 |
| | 27 W | 1980 | 998 | **BM46** 15 |
| | 40 W | 2970 | 1490 | **BM47** 15 |
| | WRGBW DMX-RDM | | | |
| | 15 W | 1100 | 540 | **BN90** 15 |
| | 28 W | 2090 | 1026 | **BN91** 15 |
| | 42 W | 3080 | 1511 | **BN92** 15 |
| | **Wall grazing 6÷10 m** | | | |
| | Tunable white DMX-RDM | | | |
| | 14 W | 1210 | 506 | **BM66** 15 |
| | 27 W | 2420 | 998 | **BM67** 15 |
| | 41 W | 3620 | 1490 | **BM68** 15 |
| | **Wall grazing spot 10÷11 m** | | | |
| | RGB DMX-RDM | | | |
| | 13 W | 770 | 506 | **BP14** 15 |
| | 27 W | 1530 | 998 | **BP15** 15 |

DALI RGBW, WRGBW and Tunable white versions available on request.
Complete with electronic control card and power supply.
RGB DALI versions occupy 3 addresses.

Compatible with light management systems
of the iGuzzini range illustrated on page 693.
For the system definition, refer to the instructions.

Single installation

WRGBW

Continuous line installation

WRGBW  RGBW  RGBW

# **Linealuce** Compact

## accessories and installation systems

| | code | colour |
|---|---|---|
| Diffusing filter for Wall grazing Spot optic<br>Recommended with WWS optic on smooth surfaces to obtain higher uniformity in initial area of light beam. | **BZS8**<br>for BI51-BI52<br>**BZS9**<br>for BI53-BI54<br>**BZT0**<br>for BI55-BI56<br>**BZW8**<br>for BP14<br>**BZW9**<br>for BP15 | 65<br>65<br>65<br>65 |
| Antiglare screen | **BZH7**<br>for versions L=528<br>**BZH8**<br>for versions L=1056<br>**BZH9**<br>for versions L=1585<br>**BZT1**<br>for versions L=506<br>**BZT2**<br>for versions L=998<br>**BZT3**<br>for versions L=1490<br>**BZV6**<br>for versions L=540<br>**BZV7**<br>for versions L=1026<br>**BZV8**<br>for versions L=1511 | 15<br>15<br>15<br>15<br>15<br>15<br>15<br>15<br>15<br>15 |

| | code | colour |
|---|---|---|
| Baffle | **TJY0**<br>for versions L=528<br>**TJY1**<br>for versions L=1056<br>**TJY2**<br>for versions L=1585 | 04<br>04<br>04 |
| Plate used for support or ceiling installation | **5570**<br>for versions L=506-528 540-998-1026-1056<br>**5571**<br>for versions L=1490-1511-1585 | 00<br>00 |
| Wall mounting bracket<br>for LED monochromatic RGB - Tunable white | **BZI0**<br>for versions L=506-528-998-1056<br>**BZI1**<br>for versions L=1490-1585 | 15<br>15 |
| Wall mounting bracket<br>for RGBW - WRGVW | **BZV9**<br>for versions L=506-540-998-1026<br>**BZW0**<br>for versions L=1490-1511 | 15<br>15 |
| Adjustable arms +/- 90° for wall or ceiling mounting L=138 | **BZX2** | 13 |
| Adjustable arms +/- 90° for wall or ceiling mounting L=310 | **BZX3** | 13 |
| Adjustable arms +/- 90° L=138 mm | **5576** | 15 |
| Arms extendable and adjustable +/- 90° L=309÷389 | **5577** | 15 |
| Brackets for balustrade mounting L=297 | **5578** | 15 |

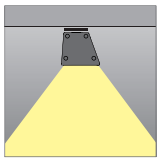
Ceiling-mounted with plate

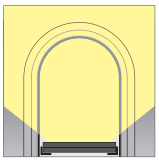
Surface-mounted with plate

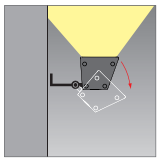
Wall-mounted with adjustable arms

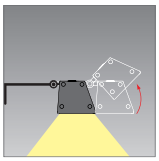
Wall-mounted with adjustable and extendable arms

# **Linealuce** Compact

### monochromatic static LED components

| | code | colour |
|---|---|---|
| 3-pole female connector - IP66 | **BZI2** | 04 |
| 3-pole male connector complete with covering cap for unused male connectors - IP66 | **BZI3** | 04 |
| 3-pole pair of connectors (male + female) - IP66 | **BZI4** | 04 |

| | code | colour |
|---|---|---|
| Multi-pole cable units with 3-pole end connectors (male + female) | **BZJ0** | 04 |
| for continuous line connections modules L=528 | **BZJ1** | 04 |
| for continuous line connections modules L=1056 | **BZJ2** | 04 |
| for continuous line connections modules L=1585 | | |

### dimmable monochromatic and RGB LED components

| | code | colour |
|---|---|---|
| 5-pole female connector - IP66 | **BZI5** | 04 |
| 5-pole male connector complete with covering cap for unused male connectors - IP66 | **BZI6** | 04 |
| 5-pole pair of connectors (male + female) - IP66 | **BZI7** | 04 |
| Y-coupling with 5 poles IP68<br>For connection between DMX or DALI signal cable and power supply cable | **BZN7** | 00<br>for DMX and DALI versions |
| Cap for connectors + terminator resistance 120 Ω | **BZQ7** | 00<br>for DMX-RDM versions |

| | code | colour |
|---|---|---|
| Multi-pole cable units with 5-pole end connectors (male + female)<br>for modules connected in continuous line LED monochrome DALI-DMX | **BZJ3** | 04<br>for modules L=528 |
| | **BZJ4** | 04<br>for modules L=1056 |
| | **BZJ5** | 04<br>for modules L=1585 |
| Multi-pole cable units with 5-pole end connectors (male + female)<br>for modules connected in continuous line RGB DALI-DMX RGBW DMX - Tunable white DMX | **BZT4** | 04<br>for modules L=506 |
| | **BZT5** | 04<br>for modules L=998 |
| | **BZT6** | 04<br>for modules L=1490 |
| Multi-pole cable units with 5-pole end connectors (male + female)<br>for modules connected in continuous line WRGBW DMX | **BZW1** | 04<br>for modules L=540 |
| | **BZW2** | 04<br>for modules L=1026 |
| | **BZW3** | 04<br>for modules L=1511 |

## Simplified wiring

Linealuce Compact comes with fast, easy pass-through wiring. So, during mounting operations, the luminaire is never opened, significantly reducing installation times and costs and at the same time increasing operator safety. The wiring box has two inlets, male and female, and a cap for the unused inlet.

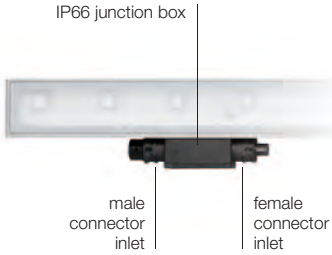


Multi-pole cable with end connectors

There is a suitable accessory cable for each Linealuce length.

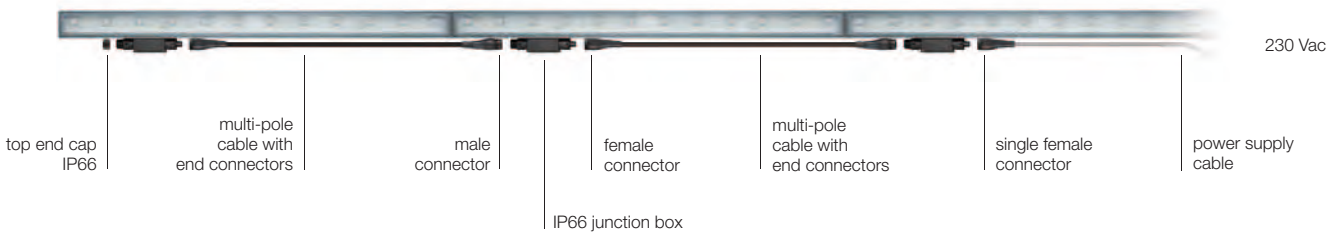

# **Linealuce** Compact recessed




## Features

IP67 IK10

- Wall/ceiling/floor-recessed luminaire for use with LEDs.
- Fitting has a body and counterframe for installation (which can be ordered separately).
- Extruded aluminium body closed at the top by a semi-acid etched or no-skid glass screen secured in place with silicone; with die-cast aluminium end caps complete with silicone seals; aluminium outer casing with technopolymer caps.
- LED versions available with RGB dynamic colour change and Tunable white compatible with lighting management systems.
- Dimmable monochromatic and RGB versions complete with electronic power supply + DALI or DMX-RDM internal driver.
- Luminaire ready for pass-through wiring.
- All external screws are in A2 stainless steel.

LMS DALI DMX

Versions equipped with no-skid glass

Temperature <40° C


Static load resistance 1000 Kg

## LED

- **LED Single Chip**
- Colour stability **Mac Adam <3**
- Life 100000 h **L80 B10**
- Color temperature: Neutral white **4000K** Warm white **3000K**

## Energy saving

| lumen lm | LED | T 16 | |
|---|---|---|---|
| **1160** | 13W | 21W | 38% |
| **1400** | 18W | 28W | 36% |

(3000K) LED energy saving compared with traditional lamps

# **Linealuce** Compact recessed

## Flexibility

Linealuce Compact recessed is available in various lengths, so that it can adapt to any lighting design project.

**579** RGB / Tunable white
**601** Monochromatic

**1071** RGB / Tunable white
**1129** Monochromatic

**1543** RGB / Tunable white
**1658** Monochromatic

## Lighting performance

The possibility of choosing different power ratings (W/lm) for the same lengths, the efficiency of the latest-generation LEDs, with extremely high-performance optics, make this luminaire suitable for a wide range of applications.

**F** - Flood



# **Linealuce** Compact recessed

15
GREY

## Monochromatic static LED



| light source | W | lm | length | code colour |
|---|---|---|---|---|
| LED | **No-skid glass** | | | |
| | **Flood optic 40°** | | | |
| | 4000K - CRI 80 | | | |
| | **18 W** | **1470** | **601** | **BM98** 15 |
| | **35 W** | **2940** | **1129** | **BN00** 15 |
| | **53 W** | **4410** | **1658** | **BN02** 15 |
| | 3000K - CRI 80 | | | |
| | **18 W** | **1380** | **601** | **BM99** 15 |
| | **35 W** | **2750** | **1129** | **BN01** 15 |
| | **53 W** | **4130** | **1658** | **BN03** 15 |

Complete with power supply



| | | | | |
|---|---|---|---|---|
| LED | **Transparent glass** | | | |
| | **Wall grazing 4÷5 m** | | | |
| | 4000K - CRI 80 | | | |
| | **6,5 W** | **620** | **601** | **BM86** 15 |
| | **13 W** | **1240** | **1129** | **BM88** 15 |
| | **20 W** | **1860** | **1658** | **BM90** 15 |
| | 3000K - CRI 80 | | | |
| | **6,5 W** | **580** | **601** | **BM87** 15 |
| | **13 W** | **1160** | **1129** | **BM89** 15 |
| | **20 W** | **1740** | **1658** | **BM91** 15 |

Complete with power supply



| | | | | |
|---|---|---|---|---|
| LED | **Semi-acid etched glass** | | | |
| | **Wall grazing 11÷13 m** | | | |
| | 4000K - CRI 80 | | | |
| | **18 W** | **1500** | **601** | **BM92** 15 |
| | **35 W** | **2990** | **1129** | **BM94** 15 |
| | **53 W** | **4490** | **1658** | **BM96** 15 |
| | 3000K - CRI 80 | | | |
| | **18 W** | **1400** | **601** | **BM93** 15 |
| | **35 W** | **2800** | **1129** | **BM95** 15 |
| | **53 W** | **4210** | **1658** | **BM97** 15 |

Complete with power supply

## Dimmable monochromatic and RGB LED



| light source | W | lm | length | code colour |
|---|---|---|---|---|
| LED | **No-skid glass** | | | |
| | **Flood optic 40°** | | | |
| | 4000K - CRI 80 - dimmable DALI | | | |
| | **14 W** | **1260** | **601** | **BN16** 15 |
| | **27 W** | **2530** | **1129** | **BN18** 15 |
| | **41 W** | **3790** | **1658** | **BN20** 15 |
| | 3000K - CRI 80 - dimmable DALI | | | |
| | **14 W** | **1180** | **601** | **BN17** 15 |
| | **27 W** | **2370** | **1129** | **BN19** 15 |
| | **41 W** | **3550** | **1658** | **BN21** 15 |

Complete with power supply. Occupies 1 address.
DMX versions available on request.



| | | | | |
|---|---|---|---|---|
| LED | **Semi-acid etched glass** | | | |
| | **Wall grazing 11÷13 m** | | | |
| | 4000K - CRI 80 - dimmable DALI | | | |
| | **14 W** | **1260** | **601** | **BN04** 15 |
| | **27 W** | **2530** | **1129** | **BN06** 15 |
| | **41 W** | **3790** | **1658** | **BN08** 15 |
| | 3000K - CRI 80 - dimmable DALI | | | |
| | **14 W** | **1180** | **601** | **BN05** 15 |
| | **27 W** | **2370** | **1129** | **BN07** 15 |
| | **41 W** | **3550** | **1658** | **BN09** 15 |

Complete with power supply. Occupies 1 address.
DMX versions available on request.



| | | | | |
|---|---|---|---|---|
| LED | **Transparent glass** | | | |
| | **Wall grazing 6÷8 m** | | | |
| | RGB DMX-RDM | | | |
| | **13 W** | **770** | **579** | **BN31** 15 |
| | **27 W** | **1530** | **1071** | **BN32** 15 |
| | **40 W** | **2300** | **1563** | **BN33** 15 |
| | RGBW DMX-RDM | | | |
| | **13 W** | **990** | **579** | **BN43** 15 |
| | **27 W** | **1980** | **1071** | **BN44** 15 |
| | **40 W** | **2970** | **1563** | **BN45** 15 |
| | **Wall grazing 6÷10 m** | | | |
| | Tunable white DMX-RDM | | | |
| | **14 W** | **1210** | **579** | **BP03** 15 |
| | **27 W** | **2420** | **1071** | **BP04** 15 |
| | **41 W** | **3620** | **1563** | **BP05** 15 |

Complete with electronic control card and power supply.

Compatible with light management systems
of the iGuzzini range illustrated on page 693.
For the system definition, refer to the instructions.



Technical data may change with technological evolution.
For updated data please refer to our on-line catalogue.

# **Linealuce** Compact recessed

## installation systems

| | code | colour | lungh. |
|---|---|---|---|
| Outer casing 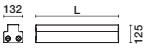  | **BZV3** | 00 | 559 for versions L=579 |
| | **BZV0** | 00 | 581 for versions L=601 |
| | **BZV4** | 00 | 1052 for versions L=1071 |
| | **BZV1** | 00 | 1110 for versions L=1129 |
| | **BZV5** | 00 | 1545 for versions L=1563 |
| | **BZV2** | 00 | 1640 for versions L=1658 |

| | code | colour |
|---|---|---|
| Steel cables kit L=570 with reinforcement plates<br>for false ceiling application | **5926** | 00 |
| Steel cable L=200<br>for wall application | **5925** | 00 |

## dimmable monochromatic and RGB LED components

| | code | colour |
|---|---|---|
| 5-pole connector IP68 | **BZS6** | 04 |
| Y-coupling with 5 poles IP68<br>For connection between DMX or DALI signal cable and power supply cable | **BZN7** | 00 |

| | code | colour |
|---|---|---|
| Cap for connectors + terminator resistance 120 Ω | **BZQ7** | 00 for versions DMX-RDM |

pinterest.com/iguzzini

# Linealuce

## Features

IP66 IK05

- Direct light luminaire for use with fluorescent lamps and LEDs.
- Wall-mounted, ceiling-mounted, pendant and on balustrade with optional supports.
- Body and support elements (ordered separately).
- Extruded aluminium body closed at the top by a transparent glass screen secured in place with silicone; with die-cast aluminium end caps complete with silicone seals; super-pure aluminium reflector for FL versions.
- LED versions available with RGB dynamic colour change compatible with lighting management systems.
- RGB DALI LED versions with DIRECT-DIM; possibility of also adjusting using a simple electric push-button.
- Ready for pass-through wiring (except LED versions).
- Temperature of contact < 40°C.
- All external screws are in A2 stainless steel.

LMS R G B DIRECT DIM LED

## LED

- **LED Single Chip**
- Colour stability **Mac Adam <3**
- Life 50000 h **L70 B20**
- Color temperature: Neutral white **4200K** Warm white **3200K**

## Energy saving

| lumen lm | LED | T 16 | ENERGY SAVING |
|---|---|---|---|
| **1082** | 16W | 21W | 24% |
| **2193** | 32W | 39W | 18% |

(3200K) LED energy saving compared with traditional lamps

Auckland War Memorial Museum - Auckland, New Zealand

Lighting project: ECC Lighting & Furniture
Photo: Simon Devitt Photographer

# Linealuce

15
GREY

## Lighting performance

Performance comparison, with equal fluorescent/LED power for the various optics.

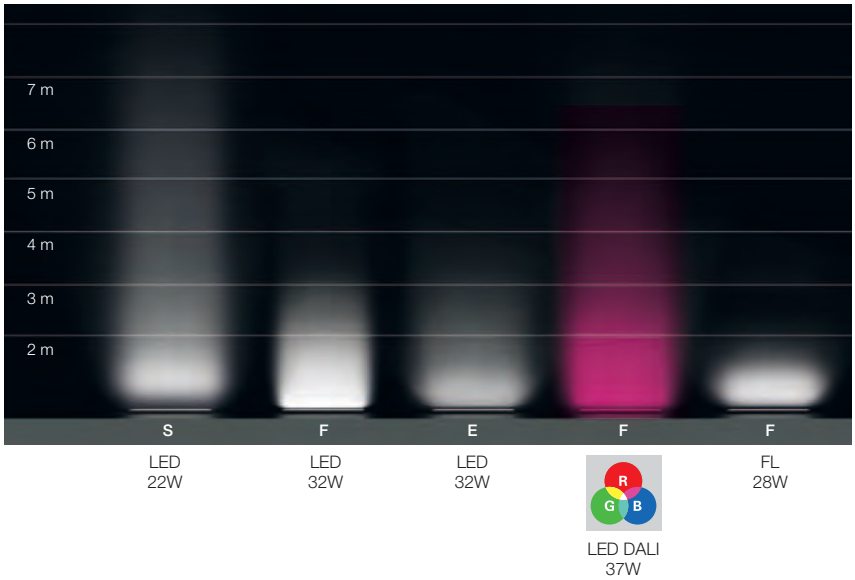

| light source | W | lm | length | optic | code colour |
|---|---|---|---|---|---|
| LED | 4200K - CRI 75 | | | | |
| | 8,1 W | 623 | 376 | 8° | **BB65** 15 |
| | 18 W | 1245 | 638 | 8° | **BB66** 15 |
| | 24 W | 1868 | 942 | 8° | **BB67** 15 |
| | 32 W | 2490 | 1238 | 8° | **BB68** 15 |
| | 8,1 W | 623 | 376 | 32° | **BB69** 15 |
| | 16 W | 1245 | 638 | 32° | **BB70** 15 |
| | 24 W | 1868 | 942 | 32° | **BB71** 15 |
| | 32 W | 2490 | 1238 | 32° | **BB72** 15 |
| | 32 W | 2524 | 1238 | 10°/48° | *BD65 15 |
| | 3200K - CRI 80 | | | | |
| | 8,1 W | 541 | 376 | 8° | **B745** 15 |
| | 16 W | 1082 | 638 | 8° | **B747** 15 |
| | 24 W | 1622 | 942 | 8° | **B749** 15 |
| | 32 W | 2163 | 1238 | 8° | **B751** 15 |
| | 8,1 W | 541 | 376 | 32° | **B746** 15 |
| | 16 W | 1082 | 638 | 32° | **B748** 15 |
| | 24 W | 1622 | 942 | 32° | **B750** 15 |
| | 32 W | 2163 | 1238 | 32° | **B752** 15 |
| | 32 W | 2193 | 1238 | 10°/48° | *BD66 15 |

Complete with power supply.
On request available with LED cool white and blue.
* L=942 version available upon request

| light source | W | lm | length | optic | code colour |
|---|---|---|---|---|---|
| LED | RGB DALI (48÷56Vdc) | | | | |
| | 18 W | 696 | 688 | 35° | **BA76** 15 |
| | 26 W | 9740 | 942 | 35° | **BA77** 15 |
| | 37 W | 1392 | 1303 | 35° | **BA78** 15 |

Complete with electronic DALI control card.
Power supply to be ordered separately.
Occupies 3 addresses

| light source | W | lm | length | optic | code colour |
|---|---|---|---|---|---|
| T 16 (G5) | Electronic | | | | |
| | 14 W | 638 | | 83°/107° | **7862** 15 |
| | 21 W | 942 | | 83°/107° | **7863** 15 |
| | 28 W | 1238 | | 83°/107° | **7864** 15 |
| | 35 W | 1538 | | 85°/105° | **7865** 15 |

Single entrance for power cord.
L=668 version available upon request.

Compatible with light management systems of the iGuzzini range illustrated on page 693.
For the system definition, refer to the instructions.



Technical data may change with technological evolution.
For updated data please refer to our on-line catalogue.

# Linealuce

## accessories and installation systems

| | code | colour |
|---|---|---|
| Diffusing filter<br>for FL versions | **5504**<br>for versions L=638<br>**5505**<br>for versions L=942<br>**5506**<br>for versions L=1238<br>**5507**<br>for versions L=1538 | 65<br>65<br>65<br>65 |
| Antiglare screen | **5594**<br>for versions L=376<br>**5508**<br>for versions L=638<br>**5554**<br>for versions L=688<br>**5509**<br>for versions L=942<br>**5510**<br>for versions L=1238<br>**5561**<br>for versions L=1303<br>**5511**<br>for versions L=1538 | 15<br>15<br>15<br>15<br>15<br>15<br>15 |
| Longitudinal baffle cut-off 60°<br>for FL versions | **5520**<br>for versions L=638<br>**5521**<br>for versions L=942<br>**5522**<br>for versions L=1238<br>**5523**<br>for versions L=1538 | 04<br>04<br>04<br>04 |
| Transverse baffle cut-off 40°<br>for FL versions | **5524**<br>for versions L=638<br>**5525**<br>for versions L=942<br>**5526**<br>for versions L=1238<br>**5527**<br>for versions L=1538 | 04<br>04<br>04<br>04 |
| Longitudinal baffle cut-off 40°<br>for FL versions | **5516**<br>for versions L=638<br>**5517**<br>for versions L=942<br>**5518**<br>for versions L=1238<br>**5519**<br>for versions L=1538 | 04<br>04<br>04<br>04 |

| | code | colour |
|---|---|---|
| Plate used for support or ceiling installation | **5570**<br>for versions L=376-638-688-942<br>**5571**<br>for versions L=1238-1303 | 00<br>00 |
| Wall mounting plate | **5572**<br>for versions L=376-638-688-942<br>**5573**<br>for versions L=1238-1303 | 15<br>15 |
| Adjustable arms +/- 90° L=138 mm | **5576** | 15 |
| Arms extendable and adjustable +/- 90° L=309÷389 | **5577** | 15 |
| Brackets for balustrade mounting L=297 | **5578** | 15 |
| Suspension cable L=2000 | **5588** | 00 |
| Suspension cable with power supply L=2000<br>For LED RGB and monochromatic LED DALI versions we recommend using 2 units (1 for the ower line and 1 for the DALI line) | **5589**<br>for LED and electronic FL versions<br>**BZ10**<br>for FL DALI versions | 15<br>15 |
| Rod without power supply L=565 | **5590** | 15 |
| Rod with power supply L=565<br>For LED RGB and monochromatic LED DALI versions we recommend using 2 units (1 for the ower line and 1 for the DALI line) | **5591**<br>for LED and electronic FL versions<br>**BZ11**<br>for FL DALI versions | 15<br>15 |

## components

| | code | colour |
|---|---|---|
| Electronic power supply designed to mount on a DIN standard profile 120 W<br>$V_{IN}$=88÷264Vac / 47÷63Hz<br>$V_{OUT}$=48÷55V (SELV)<br>Dim. 40x114x125h | **BZ14** | 00 |
| Electronic power supply designed to mount on a DIN standard profile 240 W<br>$V_{IN}$=88÷264Vac / 47÷63Hz<br>$V_{OUT}$=48÷55V (SELV)<br>Dim. 63x114x125h | **BZ15** | 00 |
| Electronic power supply designed to mount on a DIN standard profile 480 W<br>$V_{IN}$=90÷264Vac / 47÷63Hz<br>$V_{OUT}$= 48÷55V (SELV)<br>Dim. 86x114x125h | **BZ16** | 00 |

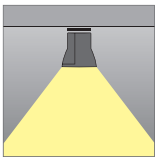
Ceiling-mounted with plate

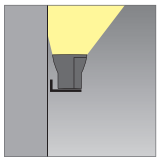
Wall-mounted

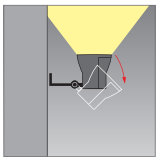
Wall-mounted with adjustable arms

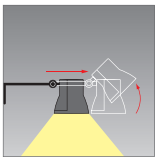
Wall-mounted with extendable and adjustable arms

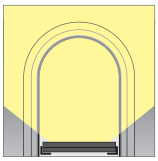
Surface-mounted with plate


Pendant

# **Linealuce** recessed




## Features

IP67 IK10

- Wall/ceiling/floor-recessed luminaire for use with fluorescent lamps and LEDs.
- Fitting has a body and counterframe for installation (which can be ordered separately).
- Extruded aluminium body closed at the top by a semi-acid etched or no-skid glass screen secured in place with silicone; with die-cast aluminium end caps complete with silicone seals; super-pure aluminium reflector for FL versions; aluminium outer casing with technopolymer caps.
- LED versions available with RGB dynamic colour change compatible with lighting management systems.
- RGB DALI LED versions with DIRECT-DIM; possibility of also adjusting using a simple electric push-button.
- Luminaire ready for pass-through wiring.
- Static load resistance 1000 Kg
- Temperature of contact < 40°C.
- All external screws are in A2 stainless steel.

LMS R G B DIRECT DIM LED

Version equipped with no-skid glass

Temperature <40° C for LED versions


Static load resistance 1000 Kg

## LED

- **LED Single Chip**
- Colour stability **Mac Adam <3**
- Life 50000 h **L70 B20**
- Color temperature: Neutral white **4200K** Warm white **3200K**

## Energy saving

| lumen lm | LED | T 16 | |
|---|---|---|---|
| **1082** | 16W | 21W | 24% |
| **1622** | 24W | 35W | 31% |
| **2193** | 32W | 39W | 18% |

(3200K) LED energy saving compared with traditional lamps

# **Linealuce** recessed

## Lighting performance

Performance comparison, with equal fluorescent/LED power for the various optics.

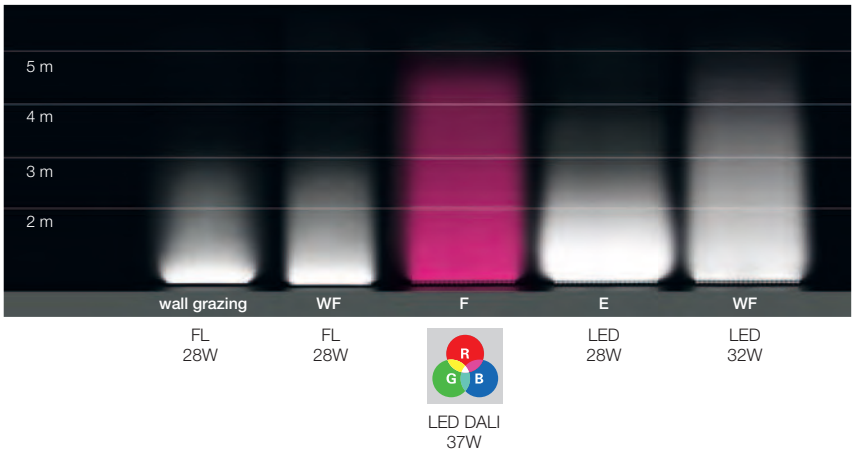

| light source | W | lm | length | optic | code colour |
|---|---|---|---|---|---|
| LED | **Semi-acid-finished glass** | | | | |
| | 4200K - CRI 75 | | | | |
| | **16 W** | **1245** | **668** | **WG** | **BB73** 15 |
| | **24 W** | **1868** | **972** | **WG** | **BB74** 15 |
| | **32 W** | **2490** | **1268** | **WG** | **BB75** 15 |
| | **32 W** | **2520** | **1268** | **10°/48°** | ***BD69** 15 |
| | 3200K - CRI 80 | | | | |
| | **16 W** | **1082** | **668** | **WG** | **BA53** 15 |
| | **24 W** | **1622** | **972** | **WG** | **BA56** 15 |
| | **32 W** | **2163** | **1268** | **WG** | **BA59** 15 |
| | **32 W** | **2193** | **1268** | **10°/48°** | ***BD70** 15 |

On request available with LED cool white and blue.
* L=972 version available upon request

| | | | | | |
|---|---|---|---|---|---|
| | RGB DALI (48÷56Vdc) | | | | |
| | **18 W** | **696** | **719** | **WG** | **BA70** 15 |
| | **26 W** | **974** | **972** | **WG** | **BA71** 15 |
| | **37 W** | **1392** | **1334** | **WG** | **BA72** 15 |

Complete with electronic DALI control card.
Power supply to be ordered separately.
Occupies 3 addresses

| light source | W | lm | length | optic | code colour |
|---|---|---|---|---|---|
| LED | **No-skid glass** | | | | |
| | 4200K - CRI 75 | | | | |
| | **16 W** | **1245** | **668** | **42°** | **BB76** 15 |
| | **24 W** | **1868** | **972** | **42°** | **BB77** 15 |
| | **32 W** | **2490** | **1268** | **42°** | **BB78** 15 |
| | 3200K - CRI 80 | | | | |
| | **16 W** | **1082** | **668** | **42°** | **BA62** 15 |
| | **24 W** | **1622** | **972** | **42°** | **BA65** 15 |
| | **32 W** | **2163** | **1268** | **42°** | **BA68** 15 |

On request available with LED cool white and blue.

| | | | | | |
|---|---|---|---|---|---|
| | RGB DALI (48÷56Vdc) | | | | |
| | **18 W** | **696** | **719** | **47°** | **BA73** 15 |
| | **26 W** | **974** | **972** | **47°** | **BA74** 15 |
| | **37 W** | **1392** | **1334** | **47°** | **BA75** 15 |

Complete with electronic DALI control card.
Power supply to be ordered separately.
Occupies 3 addresses

| | | | | | |
|---|---|---|---|---|---|
| **T 16** (G5) | Electronic | | | | |
| | **14 W** | | **668** | **WG** | **7879** 15 |
| | **21 W** | | **972** | **WG** | **7880** 15 |
| | **28 W** | | **1268** | **WG** | **7881** 15 |
| | **35 W** | | **1568** | **WG** | **7882** 15 |

Ready for pass-through cables.



| | | | | | |
|---|---|---|---|---|---|
| **T 16** (G5) | Electronic | | | | |
| | **14 W** | | **668** | **91°** | **7890** 15 |
| | **21 W** | | **972** | **91°** | **7891** 15 |
| | **28 W** | | **1268** | **91°** | **7892** 15 |
| | **35 W** | | **1568** | **91°** | **7893** 15 |

Ready for pass-through cables.

Compatible with light management systems
of the iGuzzini range illustrated on page 693.
For the system definition, refer to the instructions.

# **Linealuce** recessed

## accessories and installation systems

| | code | colour |
|---|---|---|
| Diffusing filter<br>for FL versions | **5504** | 65<br>for versions L=668 |
| | **5505** | 65<br>for versions L=972 |
| | **5506** | 65<br>for versions L=1268 |
| | **5507** | 65<br>for versions L=1568 |
| Micro-perforated screen<br>for FL versions | **5914** | 04<br>for versions L=668 |
| | **5915** | 04<br>for versions L=972 |
| | **5916** | 04<br>for versions L=1268 |
| | **5917** | 04<br>for versions L=1568 |

| | code | colour | length |
|---|---|---|---|
| Outer casing<br> 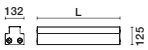 | **5902** | 00 | 648<br>for versions L=668 |
| | **BZ12** | 00 | 700<br>for versions L=719 |
| | **5903** | 00 | 953<br>for versions L=972 |
| | **5904** | 00 | 1250<br>for versions L=1268 |
| | **BZ13** | 00 | 1314<br>for versions L=1334 |
| | **5905** | 00 | 1550<br>for versions L=1568 |
| Steel cables kit L=570 with reinforcement plates<br>for false ceiling application | **5926** | 00 | |
| Steel cable L=200<br>for wall application | **5925** | 00 | |

## components

| | code | colour |
|---|---|---|
| Electronic power supply designed to mount on a DIN standard profile 120 W<br>$V_{IN}$=88÷264Vac / 47÷63Hz<br>$V_{OUT}$=48÷55V (SELV)<br>Dim. 40x114x125h | **BZ14** | 00 |
| Electronic power supply designed to mount on a DIN standard profile 240 W<br>$V_{IN}$=88÷264Vac / 47÷63Hz<br>$V_{OUT}$=48÷55V (SELV)<br>Dim. 63x114x125h | **BZ15** | 00 |
| Electronic power supply designed to mount on a DIN standard profile 480 W<br>$V_{IN}$=90÷264Vac / 47÷63Hz<br>$V_{OUT}$= 48÷55V (SELV)<br>Dim. 86x114x125h | **BZ16** | 00 |

Cape Arthur's Reef - Fremantle, Australia

Lighting project: Martin Klaasen, Klaasen Lighting Design
Electrical contractor: High Speed Electrics
Photo: with kind permission from Ron Tan and Mondoluce

pinterest.com/iguzzini

# Led Tube

## Features

IP67 IK07

- Direct light luminaire for use with signalling LEDs.
- Ceiling, wall and floor installation.
- Cylindrical body in extruded polycarbonate: end caps and cable clamp supports in die-cast zamak complete with silicone gaskets.
- Secured with stainless steel arms h=60 and h=120 mm.
- Luminaire ready for pass-through wiring.
- All external screws are in A2 stainless steel.

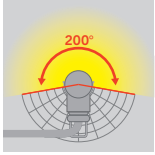

Distribution of light 200°

360° rotation relative to the accessory arm

Installed in a continuous line

Arm available in two heights: 60 and 120 mm

## LED

- **LED Single Chip**
- Colour stability **Mac Adam <3**
- Life 50000 h **L80 B10**
- Color temperature: Neutral white **4000K** Warm white **3000K**

## Energy saving

| lumen lm | LED | T 16 | ENERGY SAVING |
|---|---|---|---|
| **410** | 3,2W | 8W | 60% |
| **1230** | 9,6W | 21W | 54% |
| **1640** | 12,6W | 28W | 55% |

(3000K) LED energy saving compared with traditional lamps

# Led Tube

A5
CHROME/NITRIC




| light source | W | lm | length | code colour |
|---|---|---|---|---|
| LED | 4000K - CRI 80 - dimmable PWM | | | |
| | 3,2 W | 450 | 415 | **BJ45** A5 |
| | 6,4 W | 900 | 815 | **BJ47** A5 |
| | 9,6 W | 1350 | 1215 | **BJ49** A5 |
| | 12,6 W | 1800 | 1615 | **BJ51** A5 |
| | 3000K - CRI 80 - dimmable PWM | | | |
| | 3,2 W | 410 | 415 | **BJ46** A5 |
| | 6,4 W | 820 | 815 | **BJ48** A5 |
| | 9,6 W | 1230 | 1215 | **BJ50** A5 |
| | 12,6 W | 1640 | 1615 | **BJ52** A5 |

24Vdc power supply to be ordered separately.
Complete with outgoing cables L=500

## installation systems and components

| | code | colour |
|---|---|---|
| Fixing arms | | |
| h=60 | **BZN5** | 13 |
| h=120 | **BZN6** | 13 |
| Constant-voltage electronic power supply 50 W 24 V<br>$I_{OUT}$=2A | **MWK4** | 00 |
| Constant-voltage electronic power supply 70 W 24 V<br>$I_{OUT}$=2,9A | **MWK5** | 00 |
| DALI dimming interface monochromatic LED 120 W 24 V<br>$V_{IN}$=10-24Vdc<br>$V_{OUT}$=10,5-24Vdc | **MWP3** | 00 |
| Electronic power supply designed to mount on a DIN standard profile 10 W<br>$V_{IN}$=220÷240Vac / 50÷60Hz<br>$V_{OUT}$=24Vdc ±2% (SELV) | **9908** | 00 |
| Electronic power supply designed to mount on a DIN standard profile 24 W<br>$V_{IN}$=90÷-260Vac / 50÷60Hz<br>$V_{OUT}$=24Vdc ±2% (SELV) | **9909** | 00 |
| Electronic power supply designed to mount on a DIN standard profile 72 W<br>$V_{IN}$=220÷240Vac / 50÷60Hz<br>$V_{OUT}$=24Vdc ±2% (SELV) | **9910** | 00 |
| Electronic power supply designed to mount on a DIN standard profile 96 W<br>$V_{IN}$=220÷240Vac / 50÷60Hz<br>$V_{OUT}$=24Vdc ±2% (SELV) | **9911** | 00 |

| | code | colour |
|---|---|---|
| Electronic power supply designed to mount on a DIN standard profile 120 W<br>$V_{IN}$=88÷264Vac / 50÷60Hz<br>$V_{OUT}$=24÷28Vdc (SELV)<br>Dim. 40x114x125h | **BZK0** | 00 |
| Electronic power supply designed to mount on a DIN standard profile 240 W<br>$V_{IN}$=88÷264Vac / 50÷60Hz<br>$V_{OUT}$=24÷28Vdc (SELV)<br>Dim. 63x114x125h | **9912** | 00 |
| PWM interface for DALI dimming of 120 W 24 Vdc monochromatic LED 120 W 24 Vdc<br>$V_{IN}$=10-24Vdc<br>$V_{OUT}$=10,5-24Vdc | **MWP3** | 00 |
| 4-channel LED driver with DALI-DMX 720W control<br>$V_{IN}$=12÷48Vdc<br>$V_{OUT}$=5-12-24-48V | **9639** | 00 |
| IP67 40W constant-voltage electronic power supply<br>$V_{IN}$=90÷305Vac / 47÷63Hz<br>$V_{OUT}$=24Vdc±1%<br>$I_{OUT}$=1,67A (SELV)<br>dim. 171x61,5x36,8h | **X182** | 00 |
| IP67 80W constant-voltage electronic power supply<br>$V_{IN}$=90÷305Vac / 47÷63Hz<br>$V_{OUT}$=24Vdc±1%<br>$I_{OUT}$=3,4A (SELV)<br>dim. 195,6x61,5x38,8h | **X183** | 00 |

| | code | colour |
|---|---|---|
| IP67 120W constant-voltage electronic power supply<br>$V_{IN}$=90÷305Vac / 47÷63Hz<br>$V_{OUT}$=24Vdc±1%<br>$I_{OUT}$=5A (SELV)<br>dim. 220x68x38,8h | **X184** | 00 |
| IP67 185W constant-voltage electronic power supply<br>$V_{IN}$=90÷305Vac / 47÷63Hz<br>$V_{OUT}$=24Vdc±1%<br>$I_{OUT}$=7,8A (SELV)<br>dim. 228x68x38,8h | **X185** | 00 |
| IP67 240W constant-voltage electronic power supply<br>$V_{IN}$=90÷305Vac / 47÷63Hz<br>$V_{OUT}$=24Vdc±1%<br>$I_{OUT}$=10A (SELV)<br>dim. 244,2x68x38,8h | **X186** | 00 |
| IP67 320W constant-voltage electronic power supply<br>$V_{IN}$=90÷305Vac / 47÷63Hz<br>$V_{OUT}$=24Vdc±1%<br>$I_{OUT}$=13,34A (SELV)<br>dim. 252x90x43,8h | **X187** | 00 |
| Box for power supplies IP67<br>Dim. 140x230x95h | **9582** | 00<br>not suitable for power supplies 9912-MWK4-MWK5 |
| Box for power supplies IP67<br>dim. 280x190x130h | **BZ33** | 00 |
| 2-way connector with 2-pin terminal board IP68<br>Suitable for cables 2x2,5 mm² | **BZK6** | 00<br>for monochromatic LED |

pinterest.com/iguzzini

# Floodlights

**509** iPro
micro
**LED**

**509** iPro
mini
**LED**

**509** iPro
small
**LED**

**509** iPro
medium
**LED**

**509** iPro
large
**LED**

**519** Miniwoody
**LED**

**519** Woody
**LED**

**519** MaxiWoody
compact
**LED**

**519** MaxiWoody
small
**LED**

**519** MaxiWoody
medium
**LED**

**519** MaxiWoody
large
**LED**

**534** Platea Pro
all glass
**LED**

**534** Platea Pro
**LED**

**539** Lingotto

**542** WaterApp
**LED**

Systems with floodlights are presented in the chapter on "Pole-mounted systems"

**449** MultiPro
**LED**

**429** CityWoody
**LED**

**435** FrameWoody
**LED**

**441** MultiWoody
**LED**

**380** Platea Pro
**LED**

The codes, technical and lighting design features of this floodlight are presented in the chapter on "Bollards and Systems for residential areas".

**608** iTeka
**LED**

The Kelpies, Falkirk - Scotland, United Kingdom

Artist: Andy Scott
Lighting project: Lightfolio
Photo: with kind permission from Lightfolio

# Floodlights

| | iPro micro | iPro mini | iPro small | iPro medium | iPro large | Miniwoody |
|---|---|---|---|---|---|---|
| | | | | | | |
| Superspot optic | ● | ● | ● | ● | ● | |
| Spot optic | ● | | ● | ● | ● | ● |
| Medium optic | | | | ● | | ● |
| Flood optic | ● | ● | ● | ● | ● | ● |
| Wide Flood optic | ● | ● | | | | |
| Wall Washer optic | | | | | | |
| Elliptical optic | | ● | | | ● | ● |
| Longitudinal asymmetric optic | | | | ● | ● | |
| Transversal asymmetric optic | | | | | ● | |
| Longitudinal Light Sliver optic | ● | | | | | |
| LED<br>LED lamp | ● | ● | ● | ● | ● | ● |
| Traditional lamp | | | ● | ● | ● | ● |

| Woody | MaxiWoody compact | MaxiWoody small | MaxiWoody medium | MaxiWoody large | Platea Pro small | Platea Pro large | Lingotto |
|---|---|---|---|---|---|---|---|
| | | | | | | | |
| ● | ● | ● | ● | ● | ● | ● | |
| ● | | ● | ● | ● | ● | ● | |
| | ● | ● | ● | ● | | | |
| ● | ● | ● | | ● | ● | ● | ● |
| | ● | ● | ● | | ● | ● | |
| | | | | | ● | ● | |
| ● | ● | ● | ● | ● | ● | ● | |
| | ● | | | | | | ● |
| | | | | | | | |
| | | | | | | | |
| ● | ● | ● | ● | | ● | ● | |
| ● | ● | ● | ● | ● | | | ● |

# Floodlights

## Visual comfort

A vast set of optical accessories is available, for reducing glare.

Directional flaps

Visor

Cylindrical screen

## RGB

RGB LED technology generates variable coloured light. Mixing of the three primary colours (red, green, blue) produces a complete range of colours, creating impressive set-ups.



## RGBW

In addition to all shades, this technology allows a pure white, without the inuence of RGB colours, to be obtained.

White Real White

Typical RGB white

## Tunable White



These versions allow continuous adjustment of the colour temperature from 2700 to 6000K.

Warm white
2700K

Neutral white
4000K

Cool white
6000K

## Accessories

The accessories allow the features of the lighting produced by the single luminaire to be altered, for highly professional lighting effects.

Coloured filters

Prismatic filter
diffuser

Refractor for
elliptical distribution

## Adjustability and locking mechanism

This system allows precision adjustment and locking of the floodlight angle, keeping the direction of the beam of light stable.



Inclination

Graduated scale
and locking
mechanism

Chile Pavilion, Milan Expo 2015 - Milan, Italy

General Commissioner: Lorenzo Constans - Project coordinator: Sebastián Mallea
Architectural project: Cristián Undurraga - Lighting project: Maite Zubicoa
Photo: Paolo Carlini

pinterest.com/iguzzini

pinterest.com/iguzzini

# iPro

design Mario Cucinella

micro ⌀ 51



mini ⌀ 81

small ⌀ 132

medium ⌀ 155

large ⌀ 192

Ecosustainable house in Salento - Salve, Italy

Architectural and lighting project: Massimo Iosa Ghini
Photo: Cosmo Laera

# **iPro** micro / mini

design Mario Cucinella

## Features

IP66 IK07

- Direct light luminaire for use with LEDs.
- Installation on the ground, wall, ceiling and garden.
- Die-cast aluminium optical assembly and rear cap; transparent tempered sodium-calcium sealing glass, 4 mm thick, siliconed to optical assembly.
- Versions with front cylinder (for a cleaner light beam) made of methacrylate with black paint finish fixed with silicone to optical assembly.
- All products are provided with lenses or high reflection flux enhancers in thermoplastic material.
- Mini body versions provided with electronic power supply; micro body with electronic power supply to be ordered separately except ground/ garden versions with in-ground spike (power supply integrated).
- LED versions available with RGB dynamic colour change compatible with lighting management systems.
- Graduated scale and mechanical aiming lock.
- Luminaire ready for pass-through wiring.
- All external screws are in A2 stainless steel.
- IP66 IP67 buried optical compartment in spike version).

Compact size

## Optics and lamps

**SS** - Superspot
α 8°

**M** - Medium
α 16°-18°

**F** - Flood
α 26°-32°-34°

**VWF** - Very Wide Flood
α 84°-90°

**L** - Light Sliver

**EL** - Longitudinal Elliptical

**ET** - Transversal Elliptical

## Versions

Micro and mini body floodlights are available in wall-/ceiling-mounted versions. The codes, technical and lighting design features are on page 672.

## LED

- **LED Single Chip**
- Colour stability
  **Mac Adam <3**
- Life
  100000 h **L80 B10**
- Color temperature:
  Neutral white **4000K**
  Warm white **3000K**

## Energy saving

| lumen<br>lm | LED | QR CBC 51 | |
|---|---|---|---|
| **360** | 4,7W | 20W | 76% |

(3000K) LED energy saving compared with conventional lamps

# iPro micro / mini

01
WHITE

15
GREY

| light source | W | lm | optic | code colour |
|---|---|---|---|---|
| LED | 4000K - CRI 80 | | | |
| | 4,5W | 420 | L | **BJ88** 01-15 |
| | 2,2W | 190 | 8° | ***BJ90** 01-15 |
| | 4,7W | 390 | 18° | **BJ94** 01-15 |
| | 4,7W | 390 | 26° | **BJ98** 01-15 |
| | 2,2W | 190 | 84° | ***BK00** 01-15 |
| | 3000K - CRI 80 | | | |
| | 4,5W | 390 | L | **BJ89** 01-15 |
| | 2,2W | 180 | 8° | ***BJ91** 01-15 |
| | 4,7W | 360 | 18° | **BJ95** 01-15 |
| | 4,7W | 360 | 26° | **BJ99** 01-15 |
| | 2,2W | 180 | 84° | ***BK01** 01-15 |

Power supply to be ordered separately to 500mA
* Power supply codes max700 mA
(for the a 500mA data refer to the on-line catalogue)

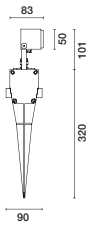


| light source | W | lm | optic | code colour |
|---|---|---|---|---|
| LED | 4000K - CRI 80 | | | |
| | 4,7W | 390 | 18° | **BK14** 01-15 |
| | 4,7W | 390 | 26° | **BK16** 01-15 |
| | 3000K - CRI 80 | | | |
| | 4,7W | 360 | 18° | **BK15** 01-15 |
| | 4,7W | 360 | 26° | **BK17** 01-15 |

Complete with power supply and pass-through wiring
Class of Insulation II

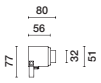


| light source | W | lm | optic | code colour |
|---|---|---|---|---|
| LED | 4000K - CRI 80 | | | |
| | 2,2W | 190 | 8° | ***BJ92** 01-15 |
| | 4,7W | 390 | 16° | **BJ96** 01-15 |
| | 3000K - CRI 80 | | | |
| | 2,2W | 180 | 8° | ***BJ93** 01-15 |
| | 4,7W | 360 | 16° | **BJ97** 01-15 |

Power supply to be ordered separately to 500mA
* Power supply codes max700 mA
(for the a 500mA data refer to the on-line catalogue)

| light source | W | lm | optic | code colour |
|---|---|---|---|---|
| LED | 4000K - CRI 80 | | | |
| | 4,7W | 400 | 8° | **BK18** 01-15 |
| | 4,7W | 400 | ET | **BK20** 01-15 |
| | 4,7W | 400 | EL | **BK22** 01-15 |
| | 4,7W | 400 | 34° | **BK24** 01-15 |
| | 4,7W | 400 | 90° | **BK26** 01-15 |
| | 3000K - CRI 80 | | | |
| | 4,7W | 380 | 8° | **BK19** 01-15 |
| | 4,7W | 380 | ET | **BK21** 01-15 |
| | 4,7W | 380 | EL | **BK23** 01-15 |
| | 4,7W | 380 | 34° | **BK25** 01-15 |
| | 4,7W | 380 | 90° | **BK27** 01-15 |

Complete with power supply
Class of Insulation II

RGB

| | | | |
|---|---|---|---|
| 4W | 180 | 32° | **BK28** 01-15 |

DALI or DMX-RDM driver group to be ordered separately.

Compatible with light management systems
of the iGuzzini range illustrated on page 693.
For the system definition, refer to the instructions.

## installation systems and components

| | code | colour | code | colour |
|---|---|---|---|---|
| Spike for ground application | --- | --- | **BZ60** | 00 |
| Electronic power supply 6W - IP20<br>VIN=100-240Vac / 50-60 Hz<br>VOUT=12Vdc 500mA<br>dim. 40x42x22h | **BZ98** | 00 | --- | --- |
| Electronic power supply 20W - IP20<br>VIN=110-240Vac / 50-60 Hz<br>VOUT=42Vdc 500mA<br>dim. 38x119x28h | **BZA0** | 00 | --- | --- |
| Electronic power supply 17W - IP20<br>Vin=220-240Vac / 50-60 Hz<br>Vout=2-25Vdc 700mA<br>dim. 37x128x28h | **MXF9** | 00<br>for BJ90-BJ91-BJ92<br>BJ93- BK00-BK01 | --- | --- |
| Box for power supplies IP67<br>dim. 140x230x95h | **9582** | 00<br>for BZ98-BZ99-BZA0-MXF9 | --- | --- |
| Box for power supplies IP67<br>dim. 280x190x130h | --- | --- | **BZ33** | 00<br>for 9586-X001 |

| | code | colour | code | colour |
|---|---|---|---|---|
| Connector block with fast-coupling terminals - IP66<br>Suitable for cables 2x4 mm² | **BZK7** | 15 | --- | --- |
| Watertight connector kit IP68 | **9581** | 04 | **9581** | 04<br>for monochromatic LED |
| Connector IP68<br>Suitable for cables 2x2,5 mm² | **BZK6** | 00 | --- | --- |
| Driver Group - Class II<br>220-240Vac<br>Composed of DALI 350mA control interface and 30 W 28Vdc electronic power supply.<br>Occupies 3 DALI addresses. | --- | --- | **9856** | 00<br>for connecting max. 2 luminaires BK28 |
| Driver Group - Class II<br>220-240Vac<br>Composed of DMX-RDM control interface and 30 W 28Vdc electronic power supply. | --- | --- | **X001** | 00<br>for connecting max. 2 luminaires BK28 |

Technical data may change with technological evolution.
For updated data please refer to our on-line catalogue.

# **iPro** small / medium / large

design Mario Cucinella



## Features

IP66 IK07

- Direct light luminaire for use with metal halide, sodium vapour, halogen lamps and LEDs.
- Installation on wall with bracket, surface and floor.
- Optical assembly and front frame made of die-cast material; hardened transparent sodiumcalcium safety glass, 5 mm thick, siliconed to frame.
- Bracket made of extruded aluminium with silk-screened graduated scale for easier aiming operations.
- Internal silicone gaskets to guarantee water tightness.
- Circular and asymmetrical longitudinal reflectors made of 99.93% superpure aluminium subjected to anodic oxidation process and polishing.
- Asymmetrical transversal reflector made of 99.85% superpure aluminium subjected to anodic oxidation process.
- LED C.o.B. versions with Opti Beam high-efficiency reflector.
- Monochromatic LED version with 9/16/25-LED circuit, optics with plastic lenses, glass with customised serigraphy, and 100-265Vac 50/60Hz built-in electronic power supply.
- LED RGB and Tunable white versions complete with power supply and DMX512-RDM electronic control card.
- High level of light output.
- Graduated scale and mechanical aiming lock.
- Luminaire ready for pass-through wiring.
- Class II luminaire, set up for class I.
- All external screws are in A2 stainless steel.

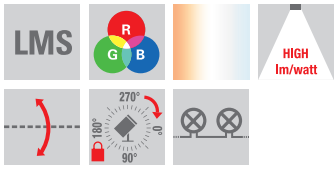

Relamping without removing the accessories

Removable plate

Retention cable for frame




The accessories allow for changing the features of the light produced by each luminaire to obtain highly professional lighting effects.

The combination of filters allows the lamp color features to be changed, to make the most of the objects lit or the space.

The directional flap can be fitted individually or with others (max. 4) depending on lighting design requirements

# **iPro** small / medium / large

## Visual comfort

The iPro system boasts a vast range of accessories for guaranteeing extremely flexible, effective lighting, providing the best solution for visual comfort, avoiding unwanted glare and reducing light pollution.

Visor

Directional flaps



Louvre

## Spill-ring

Three types of anti-glare spill-rings for maximum visual comfort.

| Spill-ring | Cut Off | Body | α |
|---|---|---|---|
| | 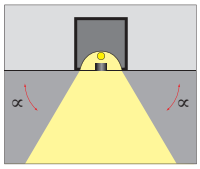 | small | 60° |
| | | medium | 60° |
| | | large | 45° |
| no spill-ring | 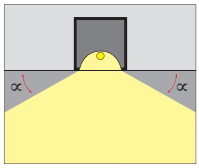 | small | 30° |
| | | medium | 40° |
| | | large | 30° |

The screening angles data relate to luminaires with Superspot (SS) optics and Spot (S) optics. For data relating to Flood (F), Asymmetrical longitudinal (AL) and Asymmetrical Transversal (AT) optics, consult: http://products.iguzzini.com

## Cut off

Cut-off angle comparison between LED Single Chip and LED C.o.B. versions

| | | Cut Off | Body | α |
|---|---|---|---|---|
| LED Single Chip | | 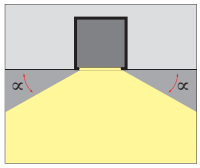 | small | 30° |
| | | | medium | 30° |
| | | | large | 30° |
| LED C.o.B. |  | 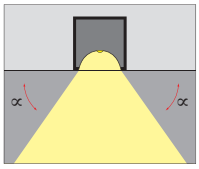 | small | 50° |
| | | | medium | 55° |
| | | | large | 56° |

# iPro small / medium / large

## Optics and lamps

**SS** - Superspot
α 6°-8°

**S** - Spot
α 10°-12°-14°

**M** - Medium
α 16°-20°

**F** - Flood
α 31°-32°-34°-38°

**WF** - Wide Flood
α 48° a 52°

**E** - Elliptical*

**AL** - Longitudinal transversal

**AT** - Asymmetrical transversal

| | | | |
|---|---|---|---|
| LED | 9,3 - 12 - 16W | HIT-CE | 20W |
| | 17 - 24 - 27 - 35W | HIT-CE | 70 - 150W |
| LED | 24 W | HIT-TC-CE | 35W |
| LED | 26 W | HIT-DE-CE | 70 - 150W |
| QR-CBC 51 | 50W | HST-DE | 150W |

* Elliptical optic is obtained by installing the respective accessories.

## LED

- **LED C.o.B.**
- Colour stability
  **Mac Adam <3**
- Life
  50000 h **L80 B10**
- Color temperature:
  Neutral white **4000K**
  Warm white **3000K**
  Tunable white **2700K÷6000K**

## Energy saving

| lumen lm | LED | QR CBC 51 | ENERGY SAVING |
|---|---|---|---|
| **1550** | 12W | 75W | 84% |
| **2000** | 17W | 2x50W | 83% |
| **3150** | 24W | 3x50W | 84% |

(3000K) LED energy saving compared with conventional lamps

## iPro system

The large floodlight can be pole mounted (Multipro system on page 449) and wall-mounted using the special accessory.

ceiling-mounted

wall-mounted

pole with arm

pole with flange

wall support

# iPro small / medium / large

01 WHITE  15 GREY

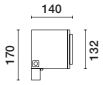


| light source | W | lm | optic | code colour |
|---|---|---|---|---|
| LED | 4000K - CRI 80 - C.o.B. | | | |
| | 12 W | 1600 | 20° | **BX02** 01-15 |
| | 12 W | 1600 | 40° | **BX04** 01-15 |
| | 12 W | 1600 | 52° | **BX06** 01-15 |
| | 3000K - CRI 80 - C.o.B. | | | |
| | 12 W | 1550 | 20° | **BX03** 01-15 |
| | 12 W | 1550 | 40° | **BX05** 01-15 |
| | 12 W | 1550 | 52° | **BX07** 01-15 |

Complete with power supply

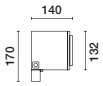


| light source | W | lm | optic | code colour |
|---|---|---|---|---|
| LED | 4000K - CRI 80 - Single Chip | | | |
| | 9,3 W | 900 | 10° | **BD34** 01-15 |
| | 9,3 W | 900 | 34° | **BD36** 01-15 |
| | 3000K - CRI 80 - Single Chip | | | |
| | 9,3 W | 850 | 10° | **BD35** 01-15 |
| | 9,3 W | 850 | 34° | **BD37** 01-15 |

Complete with power supply

| | | | | |
|---|---|---|---|---|
| QR CBC 51 (GU5,3) | Electronic | | | |
| | 50 W 12 V | | | **BD38** 01-15 |

Suitable for Energy Saver lamp
(Osram Decostar 51 ES and Philips MASTERline ES)

| | | | | |
|---|---|---|---|---|
| HIT-CE (PGJ5) | Electronic | | | |
| | 20 W | | 6° | **BD32** 01-15 |
| | 20 W | | 38° | **BD33** 01-15 |

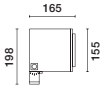


| light source | W | lm | optic | code colour |
|---|---|---|---|---|
| LED | 4000K - CRI 80 - C.o.B. dimmable 1-10V | | | |
| | 17 W | 2100 | 12° | **BX08** 01-15 |
| | 17 W | 2250 | 38° | **BX10** 01-15 |
| | 17 W | 2250 | 48° | **BX12** 01-15 |
| | 3000K - CRI 80 - C.o.B. dimmable 1-10V | | | |
| | 17 W | 2000 | 12° | **BX09** 01-15 |
| | 17 W | 2150 | 38° | **BX11** 01-15 |
| | 17 W | 2150 | 48° | **BX13** 01-15 |

Complete with power supply

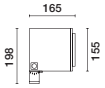


| light source | W | lm | optic | code colour |
|---|---|---|---|---|
| LED | 4000K - CRI 80 - Single Chip | | | |
| | 16 W | 1500 | 12° | **BD46** 01-15 |
| | 16 W | 1500 | 32° | **BD48** 01-15 |
| | 3000K - CRI 80 - Single chip | | | |
| | 16 W | 1400 | 12° | **BD47** 01-15 |
| | 16 W | 1400 | 32° | **BD49** 01-15 |

Complete with power supply

| | | | | |
|---|---|---|---|---|
| HIT-TC-CE (G8,5) | Electronic | | | |
| | 35 W | | 6° | **BD40** 01-15 |
| | 35 W | | 10° | **BD41** 01-15 |
| | 35 W | | 20° | **BD42** 01-15 |
| | 35 W | | AL | * **BD43** 01-15 |

* Do not use with CMH-GE lamps

Compatible with light management systems
of the iGuzzini range illustrated on page 693.
For the system definition, refer to the instructions.

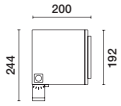


| light source | W | lm | optic | code colour |
|---|---|---|---|---|
| LED | 4000K - CRI 80 - C.o.B. dimmable 1-10V | | | |
| | 24 W | 3300 | 16° | **BX14** 01-15 |
| | 24 W | 3300 | 32° | **BX16** 01-15 |
| | 24 W | 3300 | 48° | **BX18** 01-15 |
| | 3000K - CRI 80 - C.o.B. dimmable 1-10V | | | |
| | 24 W | 3150 | 16° | **BX15** 01-15 |
| | 24 W | 3150 | 32° | **BX17** 01-15 |
| | 24 W | 3150 | 48° | **BX19** 01-15 |
| | 4000K - CRI 80 - C.o.B. DALI / Push Dim | | | |
| | 35 W | 4700 | 16° | **BX20** 01-15 |
| | 35 W | 4700 | 32° | **BX22** 01-15 |
| | 35 W | 4700 | 48° | **BX24** 01-15 |
| | 3000K - CRI 80 - C.o.B. DALI / Push Dim | | | |
| | 35 W | 4500 | 16° | **BX21** 01-15 |
| | 35 W | 4500 | 32° | **BX23** 01-15 |
| | 35 W | 4500 | 48° | **BX25** 01-15 |

Complete with power supply. DALI versions occupy 1 address.

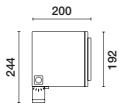


| light source | W | lm | optic | code colour |
|---|---|---|---|---|
| LED | 4000K - CRI 80 - Single Chip | | | |
| | 27 W | 2430 | 8° | **BG35** 01-15 |
| | 27 W | 2430 | 34° | **BG37** 01-15 |
| | 3000K - CRI 80 - Single Chip | | | |
| | 27 W | 2280 | 8° | **BG36** 01-15 |
| | 27 W | 2280 | 34° | **BG38** 01-15 |

Complete with power supply

| | | | | |
|---|---|---|---|---|
| | RGB Single Chip - DMX512-RDM | | | |
| | 24 W | 1350 | 14° | **BV60** 01-15 |
| | 24 W | 1350 | 32° | **BV61** 01-15 |
| | Tunable white Single Chip - DMX512-RDM | | | |
| | 26W | 2300 | 10° | **BV62** 01-15 |
| | 26 W | 2300 | 31° | **BV63** 01-15 |

Complete with power supply and electronic DMX512-RDM control card. DMX specifications require the insertion of a 120 Ohm terminating resistor **(code BZQ7)** to be placed between the DATA+ and DATA- cables of the last product in the line.

| | | | | |
|---|---|---|---|---|
| HIT-CE (G12) | Electromagnetic | | | |
| | 150 W | | 8° | **BD59** 01-15 |
| | 150 W | | 36° | * **BD61** 01-15 |

Class of Insulation I
* The Flood optic becomes Medium with HCI-T Powerball (Osram).

| | | | | |
|---|---|---|---|---|
| | Electronic | | | |
| | 70 W | | 6° | **BD52** 01-15 |
| | 70 W | | 10° | **BD53** 01-15 |
| | 70 W | | 38° | * **BD54** 01-15 |
| | 70 W | | AL | **BD56** 01-15 |

* The Flood optic becomes Medium with HCI-T Powerball (Osram).

| | | | | |
|---|---|---|---|---|
| HIT-DE-CE (Rx7s) | Electromagnetic | | | |
| | 150 W | | AT | **BD62** 01-15 |
| HST-DE (Rx7s) | | | | |

Class of Insulation I

| | | | | |
|---|---|---|---|---|
| HIT-DE-CE (Rx7s) | Electronic | | | |
| | 70 W | | AT | **BD55** 01-15 |

To be used exclusively with light sources with ceramic burner.

# iPro small / medium / large

| accessories | | | | | | |
|---|---|---|---|---|---|---|
| | code | colour | code | colour | code | colour |
| Accessory-frame<br>For use installing accessories | **BZ49** | 01-15 | **BZ63** | 01-15 | **BZ77** | 01-15 |
| Refractor for elliptical distribution | **BZ53** | 24 | **BZ67** | 24 | **BZ80** | 24 |
| Glass diffuser | **BZ51** | 65 | **BZ65** | 65 | **BZ79** | 65 |
| Prismatic glass diffuser | **BZ52**<br>for LED version | 24 | **BZ66**<br>for LED version | 24 | **1154**<br>for LED version | 24 |
| Coloured filters | **BZ50** | 05-06 | **---** | --- | **---** | --- |
| Cylindrical screen*<br>Installed with accessory-frame | **BZ57**<br>for BD32-BD38-BX02-BX03 | 47-74 | **BZ72**<br>for BD40-BD41-BX08-BX09 | 47-74 | **BZ86**<br>for BD52-BD53-BD59<br>BX14-BX15-BX20-BX21 | 47-74 |
| Visor | **BZ59** | 04 | **BZ74** | 04 | **BZ88** | 04 |
| Single directional flap<br>Installed with accessory-frame | **BZ58** | 04 | **BZ73** | 04 | **BZ87** | 04 |
| Protection grid<br>Installed with accessory-frame | **BZ56** | 13 | **BZ71** | 13 | **BZ85** | 13 |
| Lamellar louvre for Asymmetrical Longitudinal optic | **---** | --- | **BZ75**<br>for BD43 | 04 | **BZ90**<br>for BD56 | 04 |
| Lamellar louvre for Asymmetrical Transversal optic | **---** | --- | **---** | --- | **BZ89**<br>for BD55-BD62 | 04 |
| Spill ring for optic Superspot and Spot | **BZ54**<br>for BD32 | 04 | **BZ68**<br>for BD40-BD41 | 04 | **6879**<br>for BD52-BD53-BD59 | 04 |
| Spill ring for optic Medium and Flood | **BZ55**<br>for BD33 | 04 | **BZ69**<br>for BD42 | 04 | **6881**<br>for BD54-BD61 | 04 |
| Spill ring for Asymmetrical Transversal optic | **---** | --- | **---** | --- | **BZ84**<br>for BD55-BD62 | 04 |
| Interchanging reflectors for LED C.o.B. | | | | | | |
| spot | **X099** (15°) 12 | | **---** | --- | **X105** (16°) 12 | |
| flood | **X100** (42°) 12 | | **X103** (38°) 12<br>no for BX08-BX09 | | **X106** (30°) 12 | |
| wide flood | **X101** (60°) 12 | | **X104** (48°) 12<br>no for BX08-BX09 | | **X107** (48°) 12 | |

* For LED C.o.B. versions it must be used in association with the diffusing prismatic glass

Refer to the table and to the instruction sheet for information on installation and combination of accessories.

# **iPro** small / medium / large

| luminaire | power | | optic | coloured filter | | glass diffuser/refractor | | prismatic glass diffuser | | spill ring | spill ring + coloured filter | coloured filter + glass diffuser/ refractor | coloured filter + prismatic glass diffuser | coloured filter + cylindrical screen | coloured filter + no. directional flaps |
|---|---|---|---|---|---|---|---|---|---|---|---|---|---|---|---|
| | | | | inside the body | on accessory frame | inside the body | on accessory frame | inside the body | on accessory frame | inside the body | coloured filter on accessory-frame | on accessory frame | on accessory frame | on accessory frame | on accessory frame |
| | 12W | LED Chip on Board | 15°/42°/60° | ● | ● | ● | ● | ● | ● | ● | ● | ● | ● | ● | ● |
| | 10W | LED Single Chip | 6°/32° | ● | ● | ● | ● | ● | ● | ● | ● | ● | ● | ● | ● |
| | 50W | QR CBC 51 | - | ● | ● | ● | ● | ● | ● | ● | ● | ● | ● | ● for Spot | ● |
| | 20W | HIT-CE | 6°/38° | ● | ● | ● | ● | ● | ● | ● | ● | ● | ● | ● for 6° | ● |
| | 17W | LED Chip on Board | 12°/38°/48° | ● | ● | ● | ● | ● | ● | ● | ● | ● | ● | ● | ● |
| | 18W | LED Single Chip | 6°/32° | ● | ● | ● | ● | ● | ● | ● | ● | ● | ● | ● | ● |
| | 35W | HIT-TC-CE | 6°/10°/20°/AL | ● | ● | ● | ● | ● | ● | ● | ● | ● | ● | ● for 6°/10° | ● |
| | 24/35W | LED Chip on Board | 16°/30°/48° | ● | ● | ● | ● | ● | ● | ● | ● | ● | ● | ● | ● |
| | 27W | LED Single Chip | 8°/34° | ● | ● | ● | ● | ● | ● | ● | ● | ● | ● | ● | ● |
| | 70W | HIT-CE | 6°/10°/38° | ● | ● | ● | ● | ● | ● | ● | ● | ● | ● | ● for 6°/10° | ● |
| | | | AL | ● | ● | ● | ● | ● | ● | ● | ● | ● | ● | ● | ● |
| | 70W | HIT-DE-CE | AT | ● | ● | ● | ● | ● | ● | ● | ● | ● | ● | ● | ● |
| | 150W | HIT-CE | 8° | ● | ● | ● | ● | ● | ● | ● * | ● | ● | ● | ● | ● |
| | | | 36° | ● | ● | ● | ● | ● | ● | ● * | ● | ● | ● | ● | ● |
| | 150W | HIT-DE-CE HST-DE | AT | ● | ● | ● | ● | ● | ● | ● | ● | ● | ● | ● | ● |

● Installation permitted ● Installation not permitted

* To be used exclusively with light sources with ceramic burner

Refer to the table and to the instruction sheet for information on installation and combination of accessories.

## installation systems

| | 132 | | 155 | | 192 | |
|---|---|---|---|---|---|---|
| | code | colour | code | colour | code | colour |
| L-shaped bracket<br>For installation on cornices | **BZ62** | 15 | **BZ76** | 15 | **BZ91** | 15 |
| Wall-mounted base | **BZI8** | 01-15 | **BZI9** | 01-15 | **BZM5** | 01-15 |
| Spike for ground application | **BZ60** | 00 | **---** | --- | **---** | --- |
| Strap for attaching to branches Section=40÷120 mm | **BZ61** | 00 | **---** | --- | **---** | --- |
| Multiple support for two floodlights | **---** | --- | **---** | --- | **6014** | 15 |
| Multiple support for three floodlights | **---** | --- | **---** | --- | **6015** | 15 |

pinterest.com/iguzzini

# Woody

design Mario Cucinella

Miniwoody ø 85

Woody ø 140

MaxiWoody
compact ø 260

MaxiWoody
small ø 315

MaxiWoody
medium ø 380

MaxiWoody
large ø 484

Duomo - Florence, Italy

Works supervision: Andrea Carlesi, Giulia Secci
Lighting project: Illum Srl - Photo: Gabriele Mannelli

# Miniwoody - Woody

## Features

IP66 IK07 (Woody) IK08 (Miniwoody)

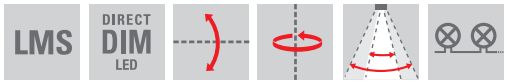


- Floodlight for use with halogen and discharge lamps, monochromatic and RGB LEDs.
- The fixture is installed in the ground, wall-mounted (with a fisher), pole-mounted, and branch-mounted.
- Equipped with an optical assembly and base or a component box (Woody discharge version).
- Optical assembly, arm, base and frame made of aluminium alloy; sodium-calcium tempered sealing features glass, transparent colourless, 4 mm-thick, and secured with captive screws; silicone gaskets between the glass and outer frame; reflector made of ultrapure aluminium.
- Frame has slots for rainwater drainage.
- Optical assembly double adjustability.
- Available in LED versions with monochromatic Single Chip and C.o.B. and Single Chip with RGB dynamic colour change compatible with light management systems.
- LED versions available with RGB dynamic colour change compatible with lighting management systems.
- RGB LED versions with DIRECT-DIM: possibility of also adjusting using a simple electric push-button.
- Alogen versions with the possibility of adjusting light beam opening.
- Luminaire ready for pass-through wiring (except LED C.o.B versions).
- All screws are A2 stainless steel.

## Versions

### Miniwoody

LED
ø 85

discharge
and halogen
ø 85

### Woody

LED and HIT
ø 140

discharge
ø 140

# Miniwoody - Woody

The accessories allow the features of the lighting produced by the single luminaire to be altered, for highly professional lighting effects.
The combination of filters allows the lamp color features to be changed, to make the most of the objects lit or the space.

**Miniwoody**

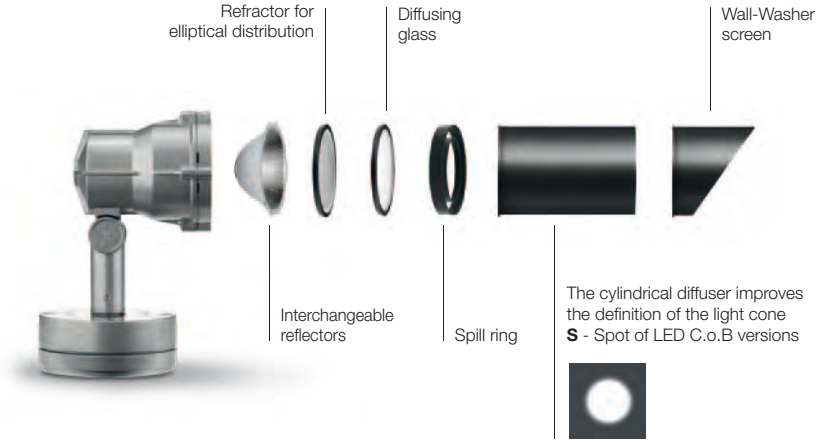


**Woody**




## Installations

Miniwoody and Woody have a wide variety of installation systems, making them highly flexible.

Plate with spike for ground installation

Strap for attaching to branches

Support for attaching to pole

Base for attaching to 90° corner

Base for attaching to 90° angle

# Miniwoody - Woody

## Focusing

This optical device allows adjustment of the beam of light for a more precise lighting set-up.
Available in halogen version.

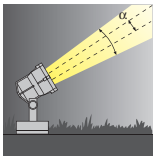


**Spot optic (S)**
Miniwoody
α 6°÷24°

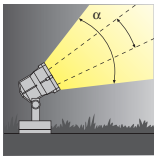


**Flood optic (F)**
Miniwoody
α 14°÷68°

## Optics and lamps

Miniwoody

**SS** - Superspot
α 6°

**S** - Spot
α 9°-10°-14°

**M** - Medium
α 18°-24°-26°

**WF** - Wide Flood
α 46°-54°-68°

**E** - Elliptical*

| | |
|---|---|
| LED | 3,5 - 9W |
| HIT-CE | 20 - 35W |
| QT 12 ES | 50W |

Woody

**SS** - Superspot
α 8°

**S** - Spot
α 10°-12°

**M** - Medium
α 16°

**F** - Flood
α 28°-30°-32°
38°-40°

**E** - Elliptical*

| | |
|---|---|
| LED | 12 - 17W |
| LED | 11W |
| HIT-CE | 35 - 50W |

* Elliptical optic is obtained by installing the respective accessories.

## LED

- **LED C.o.B.**
- Colour stability
  **Mac Adam <3**
- Life
  50000 h **L80 B10**
- Color temperature:
  Neutral white **4000K**
  Warm white **3000K**

## Energy saving

| lumen<br>lm | LED | QR CBC 51 | |
|---|---|---|---|
| **780** | 9W | 35W | 74% |
| **1900** | 17W | 2x50W | 83% |

(3000K) LED energy saving compared with conventional lamps

# Miniwoody

04
BLACK

15
GREY

## LED

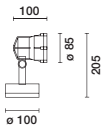


| light source | W | lm | optic | code colour |
|---|---|---|---|---|
| LED | 4200K - CRI 75 - Single Chip | | | |
| | 3,5 W | 270 | 10° | **BB22** 04-15 |
| | 3,5 W | 270 | 24° | **BB23** 04-15 |
| | 3200K - CRI 80 - Single chip | | | |
| | 3,5 W | 235 | 10° | **B590** 04-15 |
| | 3,5 W | 235 | 24° | **B591** 04-15 |

Complete with power supply.

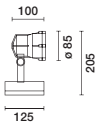


| light source | W | lm | optic | code colour |
|---|---|---|---|---|
| LED | 4000K - CRI 85 - C.o.B. | | | |
| | 9 W | 840 | 10° | **BU78** 04-15 |
| | 9 W | 840 | 26° | **BU80** 04-15 |
| | 3000K - CRI 85 - C.o.B. | | | |
| | 9 W | 780 | 9° | **BU79** 04-15 |
| | 9 W | 780 | 26° | **BU81** 04-15 |

Complete with power supply.

## halogen

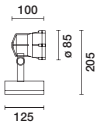


| light source | W | optic | code colour |
|---|---|---|---|
| **QT 12 ES** (GY6,35) | Electronic | | |
| | 50 W max12 V | 6°÷24° | **B584** 04-15 |
| | 50 W max12 V | 14°÷68° | **B585** 04-15 |

## discharge

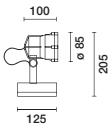


| light source | W | optic | code colour |
|---|---|---|---|
| **HIT-CE** (PGJ5) | Electronic | | |
| | 20 W | 18° | **B582** 04-15 |
| | 20 W | 46° | **B583** 04-15 |

Class of Insulation I

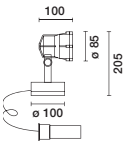


| light source | W | optic | code colour |
|---|---|---|---|
| **HIT-CE** (PGJ5) | Electronic | | |
| | 35 W | 18° | **BF92** 04-15 |
| | 35 W | 54° | **BF93** 04-15 |

Class of Insulation I

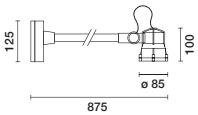


| light source | W | optic | code colour |
|---|---|---|---|
| **HIT-CE** (PGJ5) | Electronic | | |
| | 20 W | 46° | **B592** 04-15 |

Class of Insulation I

# Miniwoody

## accessories

| | code | colour |
|---|---|---|
| Refractor for elliptical distribution | **1181** | 24 |
| Glass diffuser | **BZD5** | 65 |
| Prismatic glass diffuser | **6177** | 24<br>for LED versions |
| External spill-ring | **BZD3** | 04<br>for BF92-BU78-BU79 |

| | code | colour |
|---|---|---|
| Cylindrical screen<br>The use with prismatic glass diffuser code 6177 is recommended for C.o.B. LED versions | **BZD4**<br>for B582-BF92<br>**6178**<br>for BU78-BU79 | 04<br><br>04 |
| Wall-Washer screen | **1182** | 04-15 |
| Interchangeable reflectors for LED C.o.B. | | |
| spot (10°) | **6179** | 12 |
| flood (28°) | **6180** | 12 |

## installation systems

| | code | colour |
|---|---|---|
| Base for attaching to 90° angle | **1189**<br>for BB22-BB23-B587 B589-B590-B591 | 04-15 |
| Base for attaching to 90° corner | **1188**<br>for BB22-BB23-B587 B589-B590-B591 | 04-15 |
| Support for attaching to pole Section=40÷60 mm | **1190**<br>for BB22-BB23-B587 B589-B590-B591 | 04-15 |
| Stainless steel plate with spike for installation in gardens | **B989**<br>for BB22-BB23-B587-B589 B590-B591-BF92-BF93<br>**B988**<br>for B582-B583-B584-B585 BU78-BU79-BU80-BU81 | 00<br><br>00 |

| | code | colour |
|---|---|---|
| Strap for attaching to branches Section=40÷120 mm<br>For greater diameters it is possible to couple the belts together. | **1187**<br>for BB22-BB23-B587-B589 B590-B591-BF92-BF93<br>**1183**<br>for B582-B583-B584-B585 BU78-BU79-BU80-BU81 | 00<br><br>00 |
| Stainless-steel plate with anchoring bolts for application to the ground | **1184**<br>for B582-B583-B584-B585 BU78-BU79-BU80-BU81 | 00 |
| Fixing plate for box IP67 | **BZD2**<br>for BF92-BF93 | 15 |
| Box for multiple connection IP68 | **B915**<br>for B582-B583 B584 B585-B592-BF92-BF93 BU78-BU79-BU80-BU81 | 04 |

# Woody

04
BLACK

15
GREY

## LED

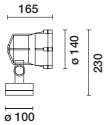


| light source | W | lm | optic | code colour |
|---|---|---|---|---|
| LED | 4000K - CRI 80 - Single Chip | | | |
| | 12 W | 1160 | 8° | **BA40** 04-15 |
| | 12 W | 1160 | 30° | **BA42** 04-15 |
| | 3000K - CRI 80 - Single Chip | | | |
| | 12 W | 1080 | 8° | **BA41** 04-15 |
| | 12 W | 1080 | 30° | **BA43** 04-15 |
| | Complete with power supply | | | |
| | RGB Single Chip - DMX512-RDM (48-52Vdc) | | | |
| | 11 W | 630 | 12° | **BV68** 04-15 |
| | 11 W | 630 | 32° | **BV69** 04-15 |

Complete with electronic DMX512-RDM control card.
Power supply to be ordered separately.
DMX specifications require the insertion of a 120 Ohm terminating resistor **(code BZQ7)** to be placed between the DATA+ and DATA- cables of the last product in the line.

Compatible with light management systems of the iGuzzini range illustrated on page 693.
For the system definition, refer to the instructions.

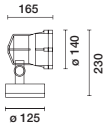


| light source | W | lm | optic | code colour |
|---|---|---|---|---|
| LED | 4000K - CRI 80 - C.o.B. | | | |
| | 17 W | 2000 | 10° | **BU82** 04-15 |
| | 17 W | 2000 | 28° | **BU84** 04-15 |
| | 17 W | 2000 | 40° | **BU86** 04-15 |
| | 3000K - CRI 80 - C.o.B. | | | |
| | 17 W | 1900 | 10° | **BU83** 04-15 |
| | 17 W | 1900 | 28° | **BU85** 04-15 |
| | 17 W | 1900 | 40° | **BU87** 04-15 |
| | Complete with power supply | | | |

## discharge

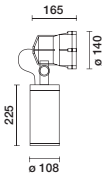


| light source | W | optic | code colour |
|---|---|---|---|
| HIT-CE (G12) | 35 W | 16° | **7591** 04-15 |
| | 35 W | 38° | **7592** 04-15 |
| | 70 W | 16° | **7593** 04-15 |
| | 70 W | 38° | **7594** 04-15 |

# Woody

## accessories

| | code | colour |
|---|---|---|
| Refractor for elliptical distribution | **1185** | 24 |
| Glass diffuser | **BZF7** | 65 |
| Prismatic glass diffuser | **6181** | 24<br>for LED versions |
| Cylindrical screen<br>The use with prismatic glass diffuser code 6181 is recommended for C.o.B. LED versions | **6182** | 04<br>for BU82-BU83 |
| Wall-washer screen | **1186** | 04-15 |
| Interchangeable reflectors for LED C.o.B. | | |
| spot (10°) | **6183** | 12 |
| flood (28°) | **6184** | 12 |
| wide flood (41°) | **6185** | 12 |

## installation systems

| | code | colour |
|---|---|---|
| Support for attaching to pole Section=40÷60 mm | **1190** | 04-15<br>for BA40-BA41-BA42-BA43 7334 7335-BV68-BV69 |
| Support for pole fastening L=100<br>On poles with diameter from 80 to 120 mm | **5929** | 04-15<br>for 7591-7592-7593-7594 |
| Support for wall fastening L=100 | **5928** | 04-15<br>for 7591-7592-7593-7594 |
| Support for double application on a pole L=100<br>On poles with diameter from 80 to 120 mm | **5930** | 04-15<br>for 7591-7592-7593-7594 |
| Fastening plate for low wall application | **5927** | 04-15<br>for 7591-7592-7593-7594 |
| Stainless steel plate with spike for installation in gardens | **B989** | 00<br>for BA40-BA41-BA42 BA43-BV68-BV69 |
| | **B988** | 00<br>for BU82-BU83-BU84 BU85-BU86-BU87 |
| Strap for attaching to branches Section=40÷120 mm<br>For greater diameters it is possible to couple the belts together. | **1187** | 00<br>for BA40-BA41-BA42-BA43 7334-7335-BV68-BV69 |
| | **1183** | 00<br>for BU82-BU83-BU84 BU85-BU86-BU87 |
| Stainless-steel plate with anchoring bolts for application to the ground | **1184** | 00<br>for BU82-BU83-BU84 BU85-BU86-BU87 |

## components

| | code | colour |
|---|---|---|
| Electronic power supply designed to mount on a DIN standard profile 120W<br>$V_{IN}$=88÷264Vac / 47÷63Hz<br>$V_{OUT}$=48÷55V (SELV)<br>Dim. 40x114x125h | **BZ14** | 00<br>for BV68-BV69 |
| Electronic power supply designed to mount on a DIN standard profile 240W<br>$V_{IN}$=88÷264Vac / 47÷63Hz<br>$V_{OUT}$=48÷55V (SELV)<br>Dim. 63x114x125h | **BZ15** | 00<br>for BV68-BV69 |
| Electronic power supply designed to mount on a DIN standard profile 480W<br>$V_{IN}$=90÷264Vac / 47÷63Hz<br>$V_{OUT}$= 48÷55V (SELV)<br>Dim. 86x114x125h | **BZ16** | 00<br>for BV68-BV69 |
| 5-pole connector IP68 | **BZS6** | 04<br>for BV68-BV69 |
| Y-coupling with 5 poles IP68<br>For connection between DMX or DALI signal cable and power supply cable | **BZN7** | 00<br>for BV68-BV69 |
| Cap for connectors + terminator resistance 120 Ω | **BZQ7** | 00<br>for BV68-BV69 |
| Box for multiple connection IP68 | **B915** | 04<br>for BU82-BU83-BU84 BU85-BU86-BU87 |

The Whitney Museum of American Art
New York, United States of America

Architectural project: Renzo Piano Building Workshop
in collaboration with Cooper Robertson (New York)
Lighting project: Ove Arup & Partners
LEED consultant: Viridian Energy Environmental
Photo: Billy Farrell Agency

pinterest.com/iguzzini

# MaxiWoody

design Mario Cucinella

## Features

IP67 IK08

- Direct light luminaire for use with metal halide, sodium vapour, and LEDs.
- The fixture is installed into the ground, wall-mounted (with a fisher).
- The fixture has an optical assembly and support.
- Optical assembly and frame in aluminium alloy; sodium-calcium tempered sealing glass, transparent colourless, 4 mm thick; superpure aluminium reflector.
- Optical assembly double adjustability.
- Graduated scale and mechanical aiming lock.
- High performance optics (Opti Smart) and uniform light distribution.
- LED C.o.B. versions with Opti Beam high-efficiency reflector
- Monochromatic LED version with 24/36-LED circuit, optics with plastic lenses, glass with customised serigraphy, and 100-265Vac 50/60Hz built-in electronic power supply.
- LED RGB and Tunable white versions complete with power supply and DMX512-RDM electronic control card.
- Luminaire ready for pass-through wiring.
- All screws are A2 stainless steel.



Retention cable

Slots allowing rainwater to run off

Removable plate




The directional flap can be fitted individually or with others (max. 4) depending on lighting design requirements

The cylindrical diffuser improves the definition of the light cone
**SS** - Superspot of LED C.o.B versions

The accessories allow the features of the lighting produced by the single luminaire to be altered, for highly professional lighting effects.

The combination of filters allows the lamp color features to be changed, to make the most of the objects lit or the space.

# MaxiWoody

## Visual comfort

The MaxiWoody system boasts a vast range of accessories for guaranteeing extremely flexible, effective lighting, providing the best solution for visual comfort, avoiding unwanted glare and reducing light pollution.

Circular louvre Full Comfort

Lamellar louvre



Cross-bladed louvre

A wide range of anti-glare louvers for maximum visual comfort.

| Circular louvre Cut-Off 45° | Circular louvre Cut-Off 60° | Circular louvre Full Comfort° |
|---|---|---|

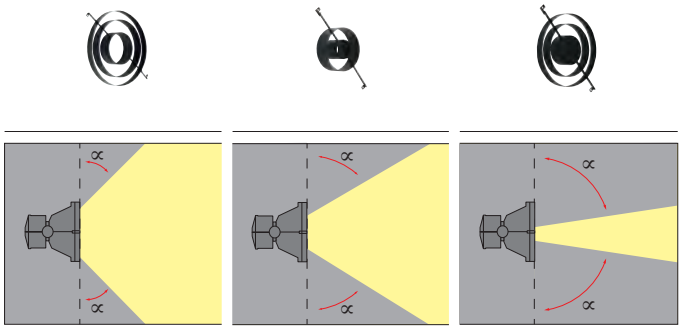


The screening of the louvers angles apply for all sizes of floodlight

# MaxiWoody

## Optics and lamps

**SS** - Superspot
α 6°-8°

**S** - Spot
α 10°-12°-14°

**M** - Medium
α 16°-18°-20°-22°

**F** - Flood
α 26°-30°-32°

**WF** - Wide Flood
α 44°-46°-50°-56°
58°-60°-64°

**E** - Elliptical*

| | | | |
|---|---|---|---|
| LED | 17 - 24 - 35W | HIT | 250 - 400W |
| | 36 - 38 - 52W | HST | 400W |
| LED | 34W | HIE | 250 - 400W |
| LED | 36W | HSE | 250 - 400W |
| HIT-CE | 35 - 70 - 150W | HIT-DE-CE | 70 - 150W |
| | 250W | HST-DE | 70 - 150W |

* Elliptical optic is obtained by installing the respective accessories.

## LED

- **LED C.o.B.**
- Colour stability
  **Mac Adam <3**
- Life
  100000 h **L80 B10**
- Color temperature:
  Neutral white **4000K**
  Warm white **3000K**
  Tunable white **2700K÷6000K**

## Energy saving

| lumen<br>lm | LED | HIT G12 | |
|---|---|---|---|
| **3000** | 24W | 35W | 31% |
| **6500** | 52W | 70W | 26% |

(3000K) LED energy saving compared with conventional lamps

## MaxiWoody system

This range of floodlights can be installed on three pole systems: CityWoody (page 429), FrameWoody (page 435), MultiWoody (page 441).

# MaxiWoody

15
GREY

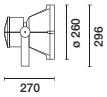


| light source | W | lm | optic | code colour |
|---|---|---|---|---|
| LED | **Compact** | | | |
| | 4000K - CRI 80 - Single Chip | | | |
| | **24 W** | **3000** | **12°** | **6146** 15 |
| | 3000K - CRI 80 - Single Chip | | | |
| | **24 W** | **3000** | **12°** | **6147** 15 |
| HIT-CE (G12) | **35 W** | | **6°** | **6136** 15 |
| | **35 W** | | **22°** | **6137** 15 |
| | **35 W** | | **56°** | **6138** 15 |
| | **35 W** | | **AL** | **6139** 15 |
| | **70 W** | | **6°** | **6140** 15 |
| | **70 W** | | **26°** | **6141** 15 |
| | **70 W** | | **58°** | **6142** 15 |
| | **70 W** | | **AL** | **6143** 15 |

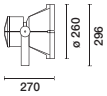


| light source | W | lm | optic | code colour |
|---|---|---|---|---|
| LED | **Compact** | | | |
| | 4000K - CRI 80 - C.o.B. | | | |
| | **24 W** | **3100** | **10°** | **BU88** 15 |
| | **24 W** | **3100** | **32°** | **BU90** 15 |
| | **24 W** | **3100** | **50°** | **BU92** 15 |
| | 3000K - CRI 80 - C.o.B. | | | |
| | **24 W** | **3000** | **10°** | **BU89** 15 |
| | **24 W** | **3000** | **32°** | **BU91** 15 |
| | **24 W** | **3000** | **50°** | **BU93** 15 |
| | 4000K - CRI 80 - C.o.B. dimmable DALI / Push Dim | | | |
| | **35 W** | **4400** | **10°** | **BU94** 15 |
| | **35 W** | **4400** | **30°** | **BU96** 15 |
| | **35 W** | **4400** | **50°** | **BU98** 15 |
| | 3000K - CRI 80 - C.o.B. dimmable DALI/ Push Dim | | | |
| | **35 W** | **4200** | **10°** | **BU95** 15 |
| | **35 W** | **4200** | **30°** | **BU97** 15 |
| | **35 W** | **4200** | **50°** | **BU99** 15 |

Complete with power supply and electronic DALI control card.
DALI versions occupy 1 address.

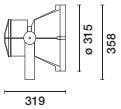


| light source | W | lm | optic | code colour |
|---|---|---|---|---|
| LED | **Small body** | | | |
| | 4000K - CRI 80 - Single Chip | | | |
| | **36 W** | **4400** | **12°** | **BB28** 15 |
| | 3000K - CRI 80 - Single Chip | | | |
| | **36 W** | **4400** | **12°** | **BB29** 15 |
| | RGB Single Chip - DMX512-RDM | | | |
| | **34 W** | **1950** | **12°** | **BV52** 15 |
| | **34 W** | **1950** | **32°** | **BV53** 15 |
| | Tunable white Single Chip - DMX512-RDM | | | |
| | **36 W** | **3250** | **14°** | **BV54** 15 |
| | **36 W** | **3250** | **32°** | **BV55** 15 |
| HIT-CE (G12) | **70 W** | | **6°** | **5650** 15 |
| | **70 W** | | **26°** | **5651** 15 |
| | **70 W** | | **64°** | **5614** 15 |
| HIT-DE-CE (Rx7s) | **70 W** | | **ST** | **5684** 15 |
| HST-DE (Rx7s) | | | | |

Complete with power supply and electronic DMX512-RDM control card. DMX specifications require the insertion of a 120 Ohm terminating resistor **(code BZQ7)** to be placed between the DATA+ and DATA- cables of the last product in the line.

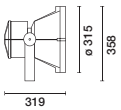


| light source | W | lm | optic | code colour |
|---|---|---|---|---|
| LED | 4000K - CRI 80 - C.o.B. dimmable DALI | | | |
| | **52 W** | **6800** | **12°** | **BV00** 15 |
| | **52 W** | **6800** | **30°** | **BV02** 15 |
| | **52 W** | **6800** | **46°** | **BV04** 15 |
| | 3000K - CRI 80 - C.o.B. dimmable DALI | | | |
| | **52 W** | **6500** | **12°** | **BV01** 15 |
| | **52 W** | **6500** | **30°** | **BV03** 15 |
| | **52 W** | **6500** | **46°** | **BV05** 15 |

Complete with power supply and electronic DALI control card.
DALI versions occupy 1 address.

Compatible with light management systems
of the iGuzzini range illustrated on page 693.
For the system definition, refer to the instructions.

# MaxiWoody

15
GREY

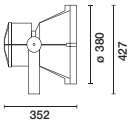


| light source | W min | W max | lm min | lm max | code | colour |
|---|---|---|---|---|---|---|
| LED | **Multipower DALI** | | | | | |
| 4000K - CRI 70 - Opti Smart - **ST1 optic** | | | | | | |
| | 17 W | 22 W | 1630 | 2150 | **BV07** | 15 |
| 3000K - CRI 70 - Opti Smart - **ST1 optic** | | | | | | |
| | 17 W | 22 W | 1500 | 1980 | **BT89** | 15 |
| 4000K - CRI 70 - Opti Smart - **ST1.2 optic** | | | | | | |
| | 38 W | 51 W | 4120 | 5230 | **BV13** | 15 |
| 3000K - CRI 70 - Opti Smart - **ST1.2 optic** | | | | | | |
| | 38 W | 51 W | 3790 | 4811 | **BT93** | 15 |

Additional options: Middle of the Night, Bi-energy.

The output lumen and power value of the systems refer to the Profiles with the greatest light efficiency (Profile 1 and 4). The values of other profiles can be consulted in the online catalogue:"http://products.iguzzini.com"

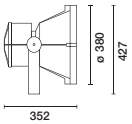


| light source | W | optic | code | colour |
|---|---|---|---|---|
| **HIT-CE** (G12) | 150 W | 6° | **5658** | 15 |
| | 150 W | 16° | **5659** | 15 |
| | 150 W | 44° | **5618** | 15 |
| **HIT-DE-CE** (Rx7s) | 150 W | ST | **5666** | 15 |
| **HST-DE** (Rx7s) | | | | |

| | code | colour |
|---|---|---|
| USB pen profiler<br>Complete with cable and battery | **BZX1** | 04<br>for LED versions |

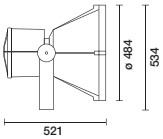


| light source | W | optic | code | colour |
|---|---|---|---|---|
| **HIT** (G.E.) (E40) | 250 W | 8° | **5667** | 15 |
| | 250 W | 16° | **5668** | 15 |
| | 400 W | 6° | **5671** | 15 |
| | 400 W | 18° | **5673** | 15 |
| **HIE** (Osram)<br>**HIE** (HCI-E) (E40)<br>**HSE** (E40) | 250 W | 32° | **5669** | 15 |
| **HIT-CE** (G12) | 250 W | 6° | **5622** | 15 |
| | 250 W | 20° | **5623** | 15 |
| | 250 W | 60° | **5624** | 15 |
| **HIT** (Osram) (E40)<br>**HST** (E40) | 400 W | 6° | **5672** | 15 |
| **HIE/M** (Osram) (E40)<br>**HSE** (E40) | 400 W | 44° | **5674** | 15 |

## installation systems

| | ø 260 | ø 315 | ø 380 | ø 484 |
|---|---|---|---|---|
| | code colour | code colour | code colour | code colour |
| Alluminium flange for installation on poles ø 120 mm<br>The flanges with codes 6173-6174 are made of steel | **6012** 15<br>for 1 floodlight<br>**6013** 15<br>for 2 floodlights | **6012** 15<br>for 1 floodlight<br>**6013** 15<br>for 2 floodlights | **6012** 15<br>for 1 floodlight<br>**6013** 15<br>for 2 floodlights | **6173*** 15<br>for 1 floodlight<br>**6174*** 15<br>for 2 floodlights |
| | **6111** 15<br>for 1 floodlight<br>**6112** 15<br>for 2 floodlights | **6111** 15<br>for 1 floodlight<br>**6112** 15<br>for 2 floodlights | **6111** 15<br>for 1 floodlight<br>**6112** 15<br>for 2 floodlights | **---** --- |
| Reinforcement bracket for pole application | **---** --- | **---** --- | **---** --- | **6175** 15 |
| Multiple support for two floodlights | **6014** 15 | **6014** 15 | **6014** 15 | **---** --- |
| Multiple support for three floodlights | **6015** 15 | **6015** 15 | **6015** 15 | **---** --- |
| Ground anchoring plate | **5951** 15 | **5951** 15 | **5951** 15 | **5951** 15 |
| Accessory retention cable | **BZF1** 00 | **5949** 00 | **5949** 00 | **5949** 00 |

* For use with reinforcement bracket code 6175



Technical data may change with technological evolution.
For updated data please refer to our on-line catalogue.

# MaxiWoody

| accessories | | | 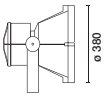 | 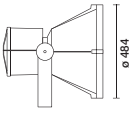 |
|---|---|---|---|---|
| | code colour | code colour | code colour | code colour |
| Refractor for elliptical distribution | **BZD8** 24<br>for 6136-6137-6138-6140 6141-6142 and for LED C.o.B. versions | **1195** 24<br>for 5614-5650-5651-5652 and for LED C.o.B. versions | **1196** 24<br>for 5618-5658-5659 | **1197** 24 |
| Glass diffuser | **BZD6** 65<br>for 6136-6137-6138-6140 6141-6142 and for LED C.o.B. versions | **1158** 65<br>for 5614-5650-5651-5652 and for LED C.o.B. versions | **1159** 65<br>for 5618-5658-5659 | **1160** 65<br>for 5667-5668-5669-5671 5672-5673-5674 |
| Prismatic glass diffuser | **6186** 24<br>for LED C.o.B. versions | **6190** 24<br>for LED C.o.B. versions | **---** --- | **---** --- |
| Visor | **BZE9** 15 | **5940** 15 | **5941** 15<br>for 5618-5658-5659 | **5942** 15 |
| Cylindrical screen<br>The use with prismatic glass diffuser is recommended for C.o.B. LED versions | **BZE7** 74<br>for 6136-6140-BU88 BU89-BU94-BU95 | **6191** 74<br>for LED C.o.B. versions | **---** --- | **---** --- |
| Single directional flap | **BZE8** 04 | **5937** 04 | **5938** 04<br>for 5618-5658-5659 | **5939** 04 |
| Circular louvre Cut-Off 45° | **BZD9** 04<br>for 6136-6140<br>**BZE0** 04<br>for 6137-6138-6141-6142 | **5952** 04<br>for 5614-5650-5651-5652 | **5953** 04<br>for 5618-5658-5659 | **5954** 04 |
| Circular louvre Cut-Off 60° | **---** --- | **BZ09** 04<br>for 5614-5650-5651 | **BZ26** 04<br>for 5618-5658-5659 | **BZ30** 04<br>for 5622-5623-5624 |
| Circular louvre Full Comfort | **BZE3** 04<br>for 6136-6137-6138 6140-6141-6142 | **BZ08** 04<br>for 5614-5650-5651 | **BZ25** 04<br>for 5618-5658-5659 | **BZ29** 04<br>for 5622-5623-5624 |
| Lamellar louvre | **BZE4** 04<br>for 6136-6137-6138 6140-6141-6142 | **BZ23** 04<br>for 5614-5650-5651 | **BZ27** 04<br>for 5618-5658-5659 | **BZ31** 04<br>for 5622-5623-5624 |
| Cross-bladed louvre | **BZE5** 04<br>for 6136-6137-6138 6140-6141-6142 | **BZ24** 04<br>for 5614-5650-5651 | **BZ28** 04<br>for 5618-5658-5659 | **BZ32** 04<br>for 5622-5623-5624 |
| Interchangeable reflectors for LED C.o.B. | | | | |
| spot (8°) | **6187** 12 | **6192** 12 | **---** --- | **---** --- |
| flood (30°) | **6188** 12 | **6193** 12 | **---** --- | **---** --- |
| wide flood (48°) | **6189** 12 | **6194** 12 | **---** --- | **---** --- |
| Protection grid | **BZE6** 78 | **5943** 78 | **5944** 78 | **5945** 78 |

# New Platea Pro

design Jean Michel Wilmotte

## Features

IP66 IK08

- Direct light luminaire for use with LEDs.
- The fixture is installed into the ground, wall-mounted (with a fisher).
- The fixture has an optical assembly and base.
- Optical assembly and aluminium alloy frame; transparent colourless sodium-calcium tempered sealing glass, 5 mm thickness (6 mm for all-glass versions).
- Optical assembly double adjustability.
- Graduated scale and mechanical aiming lock.
- Monochromatic warm and neutral LED optics with optical polymer lenses. Also available in versions with black silk-screened all-glass front part.
- Electronic power supply DALI.
- RGBW and Tunable White LED versions complete with power supply and DMX512-RDM control electronic board.
- Luminaire ready for pass-through wiring.
- All screws are A2 stainless steel.

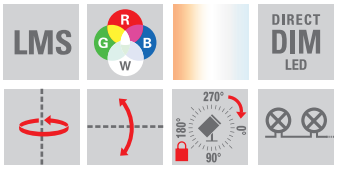

Inclination on horizontal plane (+5° / -90°)

Rotation around the vertical axis (± 30°)

The accessories allow the features of the lighting produced by the single luminaire to be altered, for highly professional lighting effects.

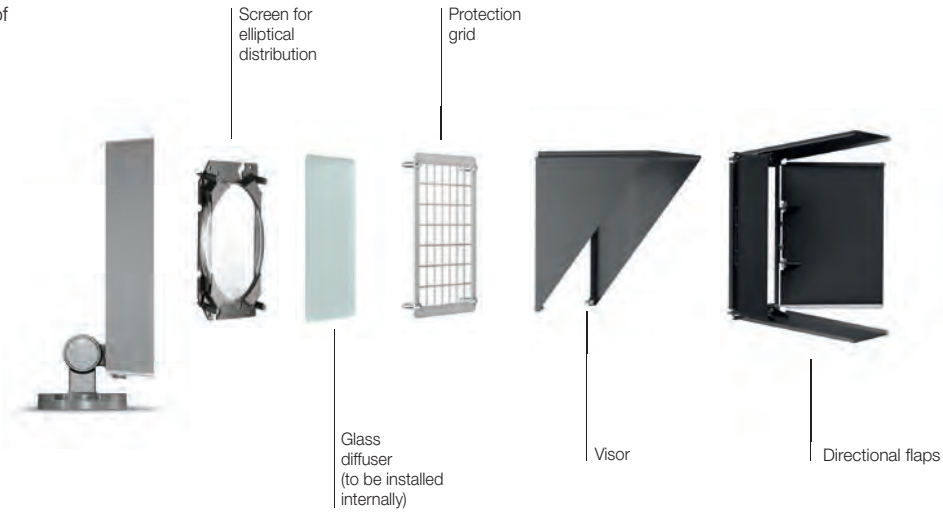

# New Platea Pro

## Versions

Black silk-screened “all-glass” finish for elegant aesthetics. Black paint finish for the glass-aluminium combined version. Both solutions are available in two sizes.

All glass

## Visual comfort

The vast range of accessories available for Platea Pro provides extremely flexible, effective lighting to guarantee the best solution in terms of visual comfort, avoiding disturbing glare and reducing light pollution.

Visor

Directional flaps



Protection grid

## Elliptical distribution of the light beam

The elliptical distribution can be obtained with the elliptical native optic or with the addition of an accessory to the other available optics to obtain an elliptical light beam with 360° orientation on the vertical surface.

Vertical distribution

Horizontal distribution

Oblique distribution

## Installation

The joint mechanical system has two installation positions: with the joint aligned to the optical assembly (1) and with the joint behind the optical assembly (2) to compact or expand the spatial extension.

1

2

# New Platea Pro

## Optics and lamps

**SS** - Superspot
α 6°-8°

**S** - Spot
α 14°

**F** - Flood
α 29°-30°

**WF** - Wide Flood
α 42°

**WW** - Wall Washer

**E** - Elliptical*

| | |
|---|---|
| LED | 31 - 51 - 76W |
| LED | 14 - 41W |
| LED | 15 - 44W |

* Elliptical optic is obtained by installing the respective accessories.

LED

- **LED Single Chip**
- Colour stability
  **Mac Adam <3**
- Life
  100000 h **L80 B10**
- Color temperature:
  Neutral white **4000K**
  Warm white **3000K**
  Tunable white **2700K÷6000K**

## Energy saving

| lumen<br>lm | LED | HIT-CE | |
|---|---|---|---|
| **3340** | 31W | 35W | 11% |

(3000K) LED energy saving compared with conventional lamps

## Platea Pro system

The floodlight can be pole-mounted.
The Platea Pro system is presented
on page 380.

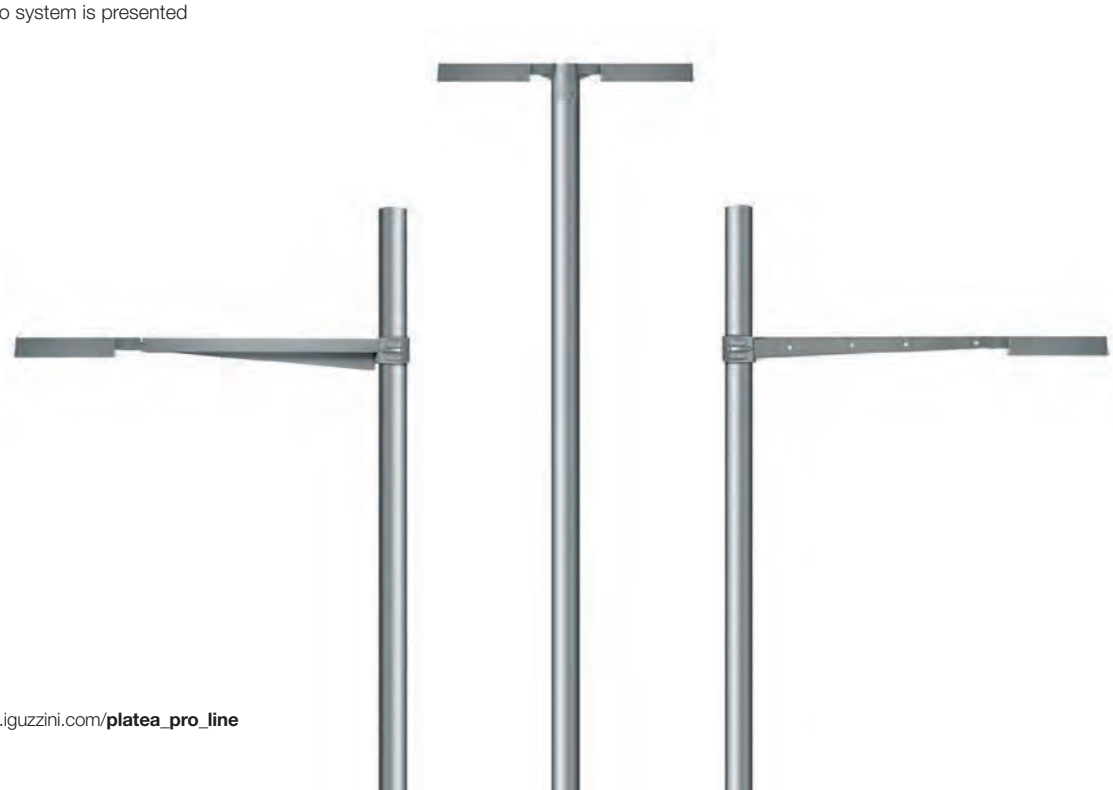

# New Platea Pro

15
GREY

new
Available for order from second quarter

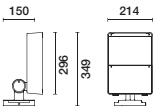


| light source | W | lm | optic | code colour |
|---|---|---|---|---|
| LED new | 4000K - CRI 80 - DALI | | | |
| | 31 W | 3210 | 6° | **P790** 15 |
| | 31 W | 3750 | 14° | **P792** 15 |
| | 31 W | 3750 | 29° | **P796** 15 |
| | 31 W | 3750 | 42° | **P800** 15 |
| | 31 W | 3750 | EL | **P802** 15 |
| | 31 W | 3750 | WW | **P804** 15 |
| | 4000K - CRI 80 - on-off | | | |
| | 31 W | 3750 | 14° | **P794** 15 |
| | 31 W | 3750 | 29° | **P798** 15 |
| | 3000K - CRI 80 - DALI | | | |
| | 31 W | 2910 | 6° | **P791** 15 |
| | 31 W | 3340 | 14° | **P793** 15 |
| | 31 W | 3340 | 29° | **P797** 15 |
| | 31 W | 3340 | 42° | **P801** 15 |
| | 31 W | 3340 | EL | **P803** 15 |
| | 31 W | 3340 | WW | **P805** 15 |
| | 3000K - CRI 80 - on-off | | | |
| | 31 W | 3340 | 14° | **P795** 15 |
| | 31 W | 3340 | 29° | **P799** 15 |
| | RGBW DMX512-RDM | | | |
| | 14 W | 650 | 8° | **P828** 15 |
| | 14 W | 650 | 30° | **P829** 15 |
| | Tunable white DMX512-RDM | | | |
| | 15 W | 1080 | 8° | **P830** 15 |
| | 15 W | 1080 | 30° | **P831** 15 |

Complete with power supply and electronic DMX512-RDM control card. DMX specifications require the insertion of a 120 Ohm terminating resistor **(code BZQ7)** to be placed between the DATA+ and DATA- cables of the last product in the line.

The P794-P795-P798-P799 codes can be used at a maximum environment temperature of 25°C. On-off versions are in insulation class I.

Compatible with light management systems of the iGuzzini range illustrated on page 693. For the system definition, refer to the instructions.

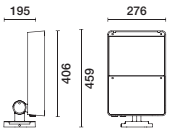


| light source | W | lm | optic | code colour |
|---|---|---|---|---|
| LED new | 4000K - CRI 80 - DALI | | | |
| | 51 W | 5530 | 6° | **P806** 15 |
| | 51 W | 6640 | 14° | **P808** 15 |
| | 51 W | 6640 | 29° | **P810** 15 |
| | 51 W | 6640 | 42° | **P812** 15 |
| | 51 W | 6640 | EL | **P814** 15 |
| | 51 W | 6640 | WW | **P816** 15 |
| | 76 W | 9580 | 14° | **P818** 15 |
| | 76 W | 9580 | 29° | **P820** 15 |
| | 76 W | 9580 | 42° | **P822** 15 |
| | 76 W | 9580 | EL | **P824** 15 |
| | 76 W | 9580 | WW | **P826** 15 |
| | 3000K - CRI 80 - DALI | | | |
| | 51 W | 5010 | 6° | **P807** 15 |
| | 51 W | 5730 | 14° | **P809** 15 |
| | 51 W | 5730 | 29° | **P811** 15 |
| | 51 W | 5730 | 42° | **P813** 15 |
| | 51 W | 5730 | EL | **P815** 15 |
| | 51 W | 5730 | WW | **P817** 15 |
| | 76 W | 8540 | 14° | **P819** 15 |
| | 76 W | 8540 | 29° | **P821** 15 |
| | 76 W | 8540 | 42° | **P823** 15 |
| | 76 W | 8540 | EL | **P825** 15 |
| | 76 W | 8540 | WW | **P827** 15 |
| | RGBW DMX512-RDM | | | |
| | 41 W | 1950 | 8° | **P832** 15 |
| | 41 W | 1950 | 30° | **P833** 15 |
| | Tunable white DMX512-RDM | | | |
| | 44 W | 3250 | 8° | **P834** 15 |
| | 44 W | 3250 | 30° | **P835** 15 |

Complete with power supply and electronic DMX512-RDM control card. DMX specifications require the insertion of a 120 Ohm terminating resistor **(code BZQ7)** to be placed between the DATA+ and DATA- cables of the last product in the line.

## accessories

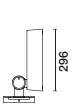


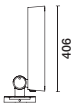


| | code | colour | code | colour |
|---|---|---|---|---|
| Refractor for elliptical distribution | **MY60** | 24 | **MY61** | 24 |
| Glass diffuser | **MY58** | 65 | **MY59** | 65 |
| Visor | **MY54** | 04 | **MY55** | 04 |
| Directional flaps | **MY02** | 04 | **MY53** | 04 |
| Protection grid | **MY56** | 13 | **MY57** | 13 |
| Spike for ground application | **MY62** | 00 | **MY62** | 00 |

# New Platea Pro

15
GREY

## all glass

new
Available for order from second quarter

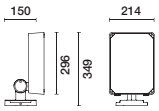


| light source | W | lm | optic | code colour |
|---|---|---|---|---|
| LED new 4000K - CRI 80 - DALI | | | | |
| | 31 W | 3210 | 6° | **P836** 15 |
| | 31 W | 3750 | 14° | **P838** 15 |
| | 31 W | 3750 | 29° | **P840** 15 |
| | 31 W | 3750 | 42° | **P842** 15 |
| | 31 W | 3750 | EL | **P844** 15 |
| | 31 W | 3750 | WW | **P846** 15 |
| 3000K - CRI 80 - DALI | | | | |
| | 31 W | 2910 | 6° | **P837** 15 |
| | 31 W | 3340 | 14° | **P839** 15 |
| | 31 W | 3340 | 29° | **P841** 15 |
| | 31 W | 3340 | 42° | **P843** 15 |
| | 31 W | 3340 | EL | **P845** 15 |
| | 31 W | 3340 | WW | **P847** 15 |

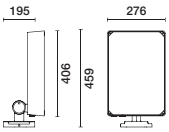


| light source | W | lm | optic | code colour |
|---|---|---|---|---|
| LED new 4000K - CRI 80 - DALI | | | | |
| | 51 W | 5530 | 6° | **P848** 15 |
| | 51 W | 6440 | 14° | **P850** 15 |
| | 51 W | 6440 | 29° | **P852** 15 |
| | 51 W | 6440 | 42° | **P854** 15 |
| | 51 W | 6440 | EL | **P856** 15 |
| | 51 W | 6440 | WW | **P858** 15 |
| | 76 W | 9590 | 14° | **P860** 15 |
| | 76 W | 9590 | 29° | **P862** 15 |
| | 76 W | 9590 | 42° | **P864** 15 |
| | 76 W | 9590 | EL | **P866** 15 |
| | 76 W | 9590 | WW | **P868** 15 |
| 3000K - CRI 80 - DALI | | | | |
| | 51 W | 5010 | 6° | **P849** 15 |
| | 51 W | 5730 | 14° | **P851** 15 |
| | 51 W | 5730 | 29° | **P853** 15 |
| | 51 W | 5730 | 42° | **P855** 15 |
| | 51 W | 5730 | EL | **P857** 15 |
| | 51 W | 5730 | WW | **P859** 15 |
| | 76 W | 8540 | 14° | **P861** 15 |
| | 76 W | 8540 | 29° | **P863** 15 |
| | 76 W | 8540 | 42° | **P865** 15 |
| | 76 W | 8540 | EL | **P867** 15 |
| | 76 W | 8540 | WW | **P869** 15 |

## accessories

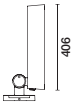


| | | code | colour | code | colour |
|---|---|---|---|---|---|
| | Refractor for elliptical distribution | **MY60** | 24 | **MY61** | 24 |
| | Glass diffuser | **MY58** | 65 | **MY59** | 65 |
| | Visor | **MY65** | 04 | **MY66** | 04 |
| | Directional flaps | **MY63** | 04 | **MY64** | 04 |
| | Protection grid | **MY67** | 13 | **MY68** | 13 |
| | Spike for ground application | **MY62** | 00 | **MY62** | 00 |



Technical data may change with technological evolution.
For updated data please refer to our on-line catalogue.

# Lingotto

design Renzo Piano

## Features

IP66 IK07

- Direct light luminaire for use with metal halide, sodium vapour, and halogen lamps.
- The fixture is installed into the ground or wall-mounted.
- Lingotto has an optical assembly, a control gear box (for models with discharge lamps), and an arm.
- Optical assembly and aluminium glass-holding frame; sodiumcalcium tempered sealing glass; steel retention cable, diameter of 1,6 mm, plasticcoated; 50 Shore siliconecoated black gasket; parabolic reflector made of aluminium sheet with a high-bright natural finish.
- Graduated scale and mechanical aiming lock.
- Pull-out aluminium control gear plate, subjected to a pre-anodizing and degreasing treatment; power supply with a non-explosive power factor correction capacitor, ballast, starter, and quick-connecting terminals.
- There is no light dispersion into he upper hemisphere above this luminaire.
- All screws are A2 stainless steel.



Wall washer



Baffle

## Installations

Wall-mounted installation

Pole installation

Ground installation

# Lingotto

## Optics and lamps

**F** - Flood

**A** - Asymmetric

| | |
|---|---|
| **HIT-DE-CE** | 150W |
| **HST-DE** | 150W |

| light source | W | optic | code colour |
|---|---|---|---|
| **HIT-DE-CE** (Rx7s) | **150 W** | **A** | **7017** 73 |
| | **150 W** | **F** | **7027** 73 |
| **HST-DE** (Rx7s) | | | |

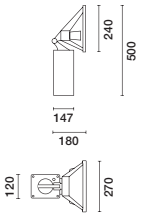


### accessories and installation systems

| | code | colour |
|---|---|---|
| Baffle | **1177** | 04 |
| Wall-Washer screen | **1175** | 04 |
| Steel flange for pole installation | | |
| poles of ø 40 to ø 60 mm | **1170** | 00 |
| poles of ø 60 to ø 102 mm | **1171** | 00 |

| | code | colour |
|---|---|---|
| Steel plate for fixing to wall | **1172** | 00 |
| Cast-iron plate for fixing to ground and/or wall | **1173** | 15 |
| Bolts with plate for fixing to ground | **0456** for 1173 | 00 |

Cloister of “Convento di Trinità dei Monti” - Rome, Italy
Architectural and lighting project: Didier Repellin
Photo: Giuseppe Saluzzi

pinterest.com/iguzzini

# New WaterApp

## Features

IP68 IK08

- IP68 LED luminaire with direct emission for permanent immersion at max. 5 m.
- AISI 316L stainless steel body to guarantee maximum reliability over time also in areas with high salinity level; transparent colourless sodium-calcium tempered sealing glass with 5 mm thickness; silicone seal gasket; 2x0.5 NS20N (monochromatic versions), 6x0.5 NS20N (RGB versions) power supply cable with L=6000 mm.
- All screws are A2 stainless steel.

## Optics and lamps

**M** - Medium
α 25°

**WF** - Wide Flood
α 40°

| | |
|---|---|
| LED | 3,6 - 7,2W |
| LED | 21W |

## Versions

WaterApp is available in recessed version. The codes, technical and lighting design features are on page 590.

ø118

ø136

ø176

New **WaterApp**

13
STEEL

new
Available for order

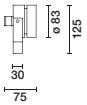


| light source | W | lm | optic | code colour |
|---|---|---|---|---|
| LED new | 4000K - CRI 73 | | | |
| | 3,6 W | 320 | 25° | **BH81** 13 |
| | 3,6 W | 320 | 40° | **BH82** 13 |
| | 6000K - CRI 74 | | | |
| | 3,6 W | 390 | 25° | **BH83** 13 |
| | 3,6 W | 390 | 40° | **BH84** 13 |
| | RGB | | | |
| | 10,5 W | 860 | 25° | **BH85** 13 |
| | 10,5 W | 860 | 40° | **BH86** 13 |

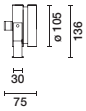


| light source | W | lm | optic | code colour |
|---|---|---|---|---|
| LED new | 4000K - CRI 73 | | | |
| | 7,2 W | 642 | 25° | **BH87** 13 |
| | 7,2 W | 642 | 40° | **BH88** 13 |
| | 6000K - CRI 74 | | | |
| | 7,2 W | 780 | 25° | **BH89** 13 |
| | 7,2 W | 780 | 40° | **BH90** 13 |
| | RGB | | | |
| | 21 W | 1600 | 25° | **BH91** 13 |
| | 21 W | 1600 | 40° | **BH92** 13 |

Compatible with light management systems
of the iGuzzini range illustrated on page 693.
For the system definition, refer to the instructions.

## installation systems and components

| | code | colour |
|---|---|---|
| Adapter disk<br>Used to rotate and fix the floodlight. | **BZN2** | 00 |
| Electronic power supply 8 W - IP20<br>Vin=100÷240Vac / 50÷60Hz<br>Vout=24Vdc 350mA<br>dim. 35x68x22h | **MX48** | 00 |
| Electronic power supply 17 W - IP20<br>Vin=110÷240Vac / 50÷60Hz<br>Vout=48Vdc 350mA<br>dim. 38x122x28h | **9907** | 00 |
| Electronic power supply DALI 50 W<br>Vin=220÷240Vac / 50÷60Hz<br>Vout=74Vdc 350mA<br>Vout=70Vdc 700mA<br>Vout=48Vdc 1050mA<br>dim. 125x80x22h | **BZM4** | 00 |

| | code | colour |
|---|---|---|
| Driver Group - Class II<br>220-240Vac<br>Composed of 350mA interface and 30 W 28Vdc electronic power supply.<br>Occupies 3 DALI addresses. | **9856**<br>for BH85-BH86 | 00 |
| Driver Group - Class II<br>220-240Vac<br>Composed of DMX-RDM interface and 30W 28Vdc electronic power supply. | **X001**<br>for BH85-BH86 | 00 |
| Driver group for recessed RGB DALI 220-240 Vac<br>- Includes DALI 500/600mA interface and 30 W 28Vdc electronic ballast.<br>- Occupies 3 DALI addresses | **SP07**<br>for BH91-BH92 | 00 |

pinterest.com/iguzzini

# Recessed luminaires

## Ground/floor-recessed luminaires


New
**552** Light Up
Orbit 28 mm
**LED**


New
**552** Light Up
Orbit 50 mm
**LED**

New
**552** Light Up
Orbit 80 mm
**LED**

New
**556** Light Up
Earth 114 mm
**LED**

New
**556** Light Up
Earth 200 mm
**LED**

New
**556** Light Up
Earth 250 mm
**LED**

**560** Light Up
Walk Professional
**LED**


**560** Light Up
Walk Professional
**LED**

**564** Light Up
Light
**LED**

**567** Light Up
Walk inox
**LED**

**569** Light Up
Garden
**LED**

**571** Light Up
Balisage
**LED**

**575** Lun-Up
**LED**

**580** Ledplus
all glass
**LED**

**580** Ledplus
all glass
**LED**

**582** Ledplus
stainless steel frame
**LED**

**584** Ledplus
stainless steel frame
with screws **LED**


**584** Ledplus
stainless steel frame
with screws **LED**

New
**590** WaterApp
**LED**

## Wall/ceiling-recessed luminaires

**582** Ledplus
stainless steel frame
**LED**

**584** Ledplus
floor washer
**LED**

**584** Ledplus
floor washer
**LED**

**593** Walky
Miniwalky
**LED**

**596** iRound
**LED**

New
**602** Laser Blade
InOut
**LED**

The codes, technical and lighting design features of these recessed luminaires are presented in the chapter on “Wall and ceiling-mounted luminaires”.

**688** Full Square

**690** Comfort

Apulian Papal Regional Workshop - Molfetta, Italy
Photo: Giuseppe Saluzzi

# Recessed luminaires

ground/floor

| | Light Up Orbit | Light Up Earth | Light Up Walk professional | Light Up Walk professional | Light Up Light | Light Up Walk Inox | Light Up Garden |
|---|---|---|---|---|---|---|---|
| | | | | | |  | |
| **Spot optic** | ● | (●) | (●) | (●) | (●) | (●) | ● |
| **Medium optic** | ● | (●) | ● | | ● | ● | ● |
| **Flood optic** | ● | (●) | (●) | | (●) | ● | (●) |
| **Wide Flood optic** | ● | ● | | | | | |
| **Wall Washer optic** | | ● | ● | ● | ● | | |
| **Floor washer optic** | ● | | | | | | |
| **Asymmetrical optic** | | | | | | | ● |
| **Elliptical optic** | | ● | ● | | ● | ● | |
| **Signalling** | ● | | ● | ● | | | |
| **Ground-level lighting** | | | | | | | |
| **Floor installation** | ● | ● | ● | ● | ● | ● | ● |
| **Ceiling installation** | ● | | | | | | |
| **LED lamp** | ● | ● | ● | ● | ● | ● | ● |
| **Traditional lamp** | | | ● | ● | ● | ● | |
| **DALI protocol** | ●* | ● | ● | ● | ● | | |

* Complete with power supply.

(●) Adjustable optic

| Light Up<br>Balisage | Lun-Up | Ledplus<br>all glass | Ledplus<br>all glass | Ledplus<br>stainless steel frame | Ledplus<br>stainless steel frame | Ledplus<br>stainless steel<br>frame with screws | Ledplus<br>stainless steel<br>frame with screws |
|---|---|---|---|---|---|---|---|
| | | | | | | | |
| | | | | ● | | | |
| | | | | | | | |
| | | ● | | | | | |
| | | ● | | | | | |
| | | | | | | | |
| | | | | | ● | ● | ● |
| | | | | | | | |
| | | | | | | | |
| | | | ● | ● | ● | ● | |
| ● | | | | | | | |
| ● | ● | ● | ● | | ● | ● | |
| | | | ● | ● | ● | ● | ● |
| | ● | ● | ● | ● | ● | ● | ● |
| | | | | | | | |
| | | | | | | | |

# Recessed luminaires

## Visual comfort

A vast set of optical accessories is available, for reducing glare and so optimising visual comfort.

Honeycomb

Comfort optic

Rectangular spill ring

Circular spill ring

## Accessories

The accessories allow the features of the lighting produced by the single luminaire to be altered, for highly professional lighting effects.



**Coloured filters**
The luminaire/coloured filters combination uses colours to emphasise and change spaces and objects.

**Prismatic filter diffuser**
Installation of the diffusing filter improves uniformity on the surface lit.

**Refractor for elliptical distribution**
Innovative system for double adjustability of the lens: the optic can be adjusted from the outside without opening the product in order to eliminate all condensation-related risks.

## RGB

RGB LED technology generates variable coloured light. Mixing of the three primary colours (red, green, blue) produces a complete range of colours, creating impressive set-ups which enhance details and parts of squares, monuments and parks.

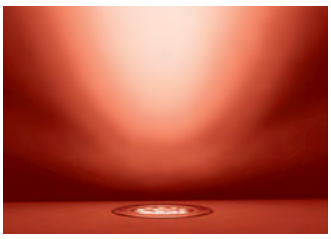





# Recessed luminaires

## Adjustability

**Light Up Earth**
Innovative system for double adjustability of the lens: the optic can be adjusted from the outside without opening the product in order to eliminate all condensation-related risks.

Inclination ± 30°

Rotation 360°

## Static load resistance

Ground- and floor recessed luminaires, depending on the materials used to make the luminaire body and outer casing for installation, have different maximum static load resistance.

**Light Up**
**Orbit**
**2000Kg**

stainless-steel body

plastic casing

**Light Up**
**Earth**
**5000Kg**

stainless-steel body

plastic casing

**Light Up**
**Walk Professional**
**5000Kg**

die-cast aluminium body

aluminium casing

**Light Up**
**Walk Light**
**3500Kg**

die-cast aluminium body

plastic casing

**Light Up**
**Walk Inox**
**2500Kg**

stainless-steel body

plastic casing

**Ledplus**
**stainless steel frame**
**1000Kg**

plastic body

aluminium casing

# Light Up

## Orbit

Fixed

Light Blade*

Diffuser

Floor Washer*

ø 80

ø 50

ø 28

* Only for ø 80 and ø 50

## Earth

Fixed

Adjustable

Light Blade*

Wall Washer

Diffuser

ø 250

ø 200

ø 144

* Only for ø 144

**Walk professional**

Fixed

Adjustable

Wall Washer

Diffuser

**Light**

Fixed

Adjustable

**Walk inox**

Adjustable

Wall Washer

Diffuser

**Garden**

Adjustable

Wall Washer

**Balisage**

Ground-level lighting

ø 410

ø 229

ø 220

ø 312

ø 312

ø 140

ø 145

ø 148

ø 130

# New Light Up Orbit

## Features

IP68 IK09

- LED luminaires for floor/ground/ wall and ceiling recessed installation (except for ø 80 mm)
- Ground installation without outer casing.
- Made of body and outer casing.
- Body and frame made of AISI 304 stainless steel, without visible screws, tempered safety glass; A2 stainless steel cable gland complete with outgoing power supply cable of 2x1 mm² type. The cable is provided with IP68 anti-transpiration device.
- Outer casing made of plastic propylene material to be ordered separately.
- Optics with plastic lenses or reflectors.
- Low voltage power supply in constant current mode (350/500/700mA according to the type of recessed luminaire) to be ordered separately.
- Temperature of contact <40°C.
- Static load resistance 2000 kg.
- Luminaire reduced dimensions (<100mm).

LMS DALI

Static load resistance 2000 Kg

Temperature < 40° C

## Middle of the Night

The smart self-learning system uses an algoritm to recognise the mid point of the operation time, thus allowing for reducing the power and consequently the consumption of the luminaire according to the preset profile.
The same power supply also provides DALI and bi-power operation.

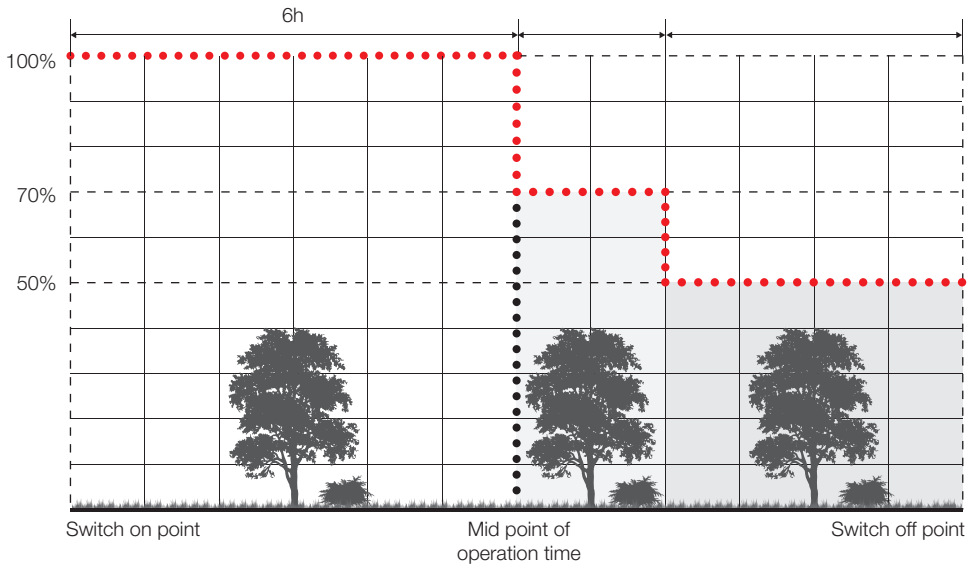

# New Light Up Orbit

LED

- **LED Single Chip**
- Colour stability
  **Mac Adam <3**
- Life
  50000 h **L80 B10**
- Color temperature:
  Neutral white **4000K**
  Warm white **3000K**
  Warm white **2700K**

## Energy saving

| lumen<br>lm | LED | QR CBC 51 | |
|---|---|---|---|
| **500** | 7W | 35W | 80% |

(3000K) LED energy saving compared with conventional lamps

## Optics and lamps



**S** - Spot
α 10°-15°



**M** - Medium
α 20°

**F** - Flood
α 30°

**WF** - Wide Flood
α 40°

**L** - Light Blade

**WP** - Floor Washer

**D** - Diffuser

| | |
|---|---|
| LED | 1 - 2 - 3 - 5 - 7W |

## Installation

Installation in floor/wall (with outer case), ground (with or without outer case) and ceiling (with springs). Multiple applications for formal continuity.

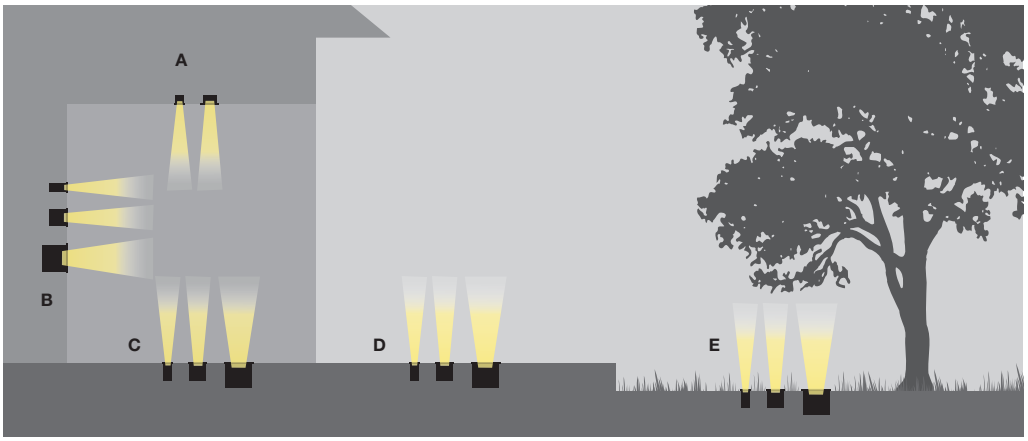


**A** Ceiling-mounted (only for ø 28 / 50)
**B** Wall-mounted
**C** Floor
**D** Floor
**E** Ground

## Colour temperature

Available with cool, neutral or warm white light for a better integration in the space or to create synesthetic contrasts.



2700K

3000K

4000K

# New Light Up Orbit

13
STEEL

new
Available for order from second quarter

| light source | W | lm | optic | code colour |
|---|---|---|---|---|
| LED new 4000K - CRI 80 | | | | |
| | 1 W | 100 | 15° | E070 13 |
| | 1 W | 100 | 30° | E071 13 |
| 3000K - CRI 80 | | | | |
| | 1 W | 100 | 15° | E068 13 |
| | 1 W | 100 | 30° | E069 13 |
| 2700K - CRI 80 | | | | |
| | 1 W | 100 | 15° | E066 13 |
| | 1 W | 100 | 30° | E067 13 |

Power supply 350 mA to be ordered separately.

| | | | | |
|---|---|---|---|---|
| LED new 4000K - CRI 80 | | | | |
| | 1 W | 100 | 90° | E074 13 |
| 3000K - CRI 80 | | | | |
| | 1 W | 100 | 90° | E073 13 |
| 2700K - CRI 80 | | | | |
| | 1 W | 100 | 90° | E072 13 |

Power supply 350 mA to be ordered separately.

| | | | | |
|---|---|---|---|---|
| LED new 4000K - CRI 80 | | | | |
| | 2 W | 200 | 10° | *E081 13 |
| | 3 W | 300 | 20° | E082 13 |
| | 3 W | 300 | 40° | E083 13 |
| 3000K - CRI 80 | | | | |
| | 2 W | 200 | 10° | *E078 13 |
| | 3 W | 300 | 20° | E079 13 |
| | 3 W | 300 | 40° | E080 13 |
| 2700K - CRI 80 | | | | |
| | 2 W | 200 | 10° | *E075 13 |
| | 3 W | 300 | 20° | E076 13 |
| | 3 W | 300 | 40° | E077 13 |

Power supply 350 mA to be ordered separately.
* max 700mA

| | | | | |
|---|---|---|---|---|
| LED new 4000K - CRI 80 | | | | |
| | 2 W | 200 | 90° | E089 13 |
| 3000K - CRI 80 | | | | |
| | 2 W | 200 | 90° | E088 13 |
| 2700K - CRI 80 | | | | |
| | 2 W | 200 | 90° | E087 13 |

Power supply 350 mA to be ordered separately.

| | | | | |
|---|---|---|---|---|
| LED new 4000K - CRI 80 | | | | |
| | 2 W | 200 | L | E092 13 |
| 3000K - CRI 80 | | | | |
| | 2 W | 200 | L | E091 13 |
| 2700K - CRI 80 | | | | |
| | 2 W | 200 | L | E090 13 |

Power supply 350 mA to be ordered separately.

| light source | W | lm | optic | code colour |
|---|---|---|---|---|
| LED new 4000K - CRI 80 | | | | |
| | 2 W | 250 | WP | E086 13 |
| 3000K - CRI 80 | | | | |
| | 2 W | 250 | WP | E085 13 |
| 2700K - CRI 80 | | | | |
| | 2 W | 250 | WP | E084 13 |

Power supply 350 mA to be ordered separately.

| | | | | |
|---|---|---|---|---|
| LED new 4000K - CRI 80 | | | | |
| | 7 W | 500 | 10° | E099 13 |
| | 7 W | 500 | 20° | E100 13 |
| | 7 W | 500 | 40° | E101 13 |
| 3000K - CRI 80 | | | | |
| | 7 W | 500 | 10° | E096 13 |
| | 7 W | 500 | 20° | E097 13 |
| | 7 W | 500 | 40° | E098 13 |
| 2700K - CRI 80 | | | | |
| | 7 W | 500 | 10° | E093 13 |
| | 7 W | 500 | 20° | E094 13 |
| | 7 W | 500 | 40° | E095 13 |

Power supply 350/500mA to be ordered separately.

| | | | | |
|---|---|---|---|---|
| LED new 4000K - CRI 80 | | | | |
| | 7 W | 500 | 90° | E107 13 |
| 3000K - CRI 80 | | | | |
| | 7 W | 500 | 90° | E106 13 |
| 2700K - CRI 80 | | | | |
| | 7 W | 500 | 90° | E105 13 |

Power supply 350/500mA to be ordered separately.

| | | | | |
|---|---|---|---|---|
| LED new 4000K - CRI 80 | | | | |
| | 5 W | 480 | L | E110 13 |
| 3000K - CRI 80 | | | | |
| | 5 W | 480 | L | E109 13 |
| 2700K - CRI 80 | | | | |
| | 5 W | 480 | L | E108 13 |

Power supply 350/500mA to be ordered separately.

| | | | | |
|---|---|---|---|---|
| LED new 4000K - CRI 80 | | | | |
| | 5 W | 500 | WP | E104 13 |
| 3000K - CRI 80 | | | | |
| | 5 W | 500 | WP | E103 13 |
| 2700K - CRI 80 | | | | |
| | 5 W | 500 | WP | E102 13 |

Power supply 350/500mA to be ordered separately.

Data refers to maximum power supply value



Technical data may change with technological evolution.
For updated data please refer to our on-line catalogue.

# New Light Up Orbit

## accessories and installation systems

| | ø 28 code | ø 28 colour | ø 50 code | ø 50 colour | ø 80 code | ø 80 colour |
|---|---|---|---|---|---|---|
| Plastic outer case for floor installation | **X190** | 04 | **X193** | 04 | **X195** | 04 |
| Plastic casing for wall- or ceiling-mounted installation + top end cap | **X191** | 04 | **X193** | 04<br>wall-mounted only | **X195** | 04<br>wall-mounted only |
| Springs used for fixing on plasterboard wall/ceiling and raised floors<br>ø 30 mm | **X192** | 00 | **X194** | 00 | **X196** | 00<br>wall-mounted only |
| Suction cup | **9583** | 00 | **9583** | 00 | **9583** | 00 |

Measurements of the casings are shown in the table on page 573.

## components

| | code | colour |
|---|---|---|
| Electronic power supply 7W - IP20<br>$V_{IN}$=100÷240Vac / 50÷60Hz<br>$I_{OUT}$= 350/500mA - $V_{OUT}$=24Vdc<br>dim. 42x40x22h<br>Suitable for 1÷6 LED | **9905** | 00 |
| Electronic power supply 19-20W max - IP20<br>$V_{IN}$=220÷240Vac / 50÷60Hz<br>$I_{OUT}$=350/500/700mA<br>$V_{OUT}$=27÷54Vdc<br>dim. 52x110x22h<br>Suitable for 1÷16 LED<br>The current to be selected for the LED circuit is shown on the label provided on the product power cable. | **X020** | 00 |
| Dimmable electronic power supply DALI - 15/20W max - IP20<br>$V_{IN}$=220÷240Vac<br>110÷127Vac / 50÷60Hz<br>$I_{OUT}$=350/500/700mA<br>$V_{OUT}$=28÷43Vdc<br>dim. 52x110x22h<br>Suitable for 1÷12 LED | **X090** | 00 |
| Electronic power supply DALI / STEP-DIM ASTRO-DIM / MID NIGHT PROFILE - 40W max - IP20<br>$V_{IN}$=120÷277Vac / 50÷60Hz<br>$I_{OUT}$=350mA - $V_{OUT}$=18÷56Vdc<br>dim. 79x123x33h<br>Suitable for 6÷18 LED | **X210** | 00 |
| Electronic power supply DALI / STEP-DIM ASTRO-DIM / MID NIGHT PROFILE - 40W max - IP20<br>$V_{IN}$=120÷277Vac / 50÷60Hz<br>$I_{OUT}$=550mA - $V_{OUT}$=18÷56Vdc<br>dim. 79x123x33h<br>Suitable for 6÷18 LED | **X214** | 00 |

| | code | colour |
|---|---|---|
| Electronic power supply DALI / STEP-DIM ASTRO-DIM / MID NIGHT PROFILE - 60W max - IP20<br>$V_{IN}$=120÷277Vac / 50÷60Hz<br>$I_{OUT}$=350mA - $V_{OUT}$=18÷56Vdc<br>dim. 77x133x39h<br>Suitable for 12÷36 LED | **X211** | 00 |
| Electronic power supply DALI / STEP-DIM ASTRO-DIM / MID NIGHT PROFILE - 60W max - IP20<br>$V_{IN}$=120÷277Vac / 50÷60Hz<br>$I_{OUT}$=500mA - $V_{OUT}$=18÷56Vdc<br>dim. 77x133x39h<br>Suitable for 12÷36 LED | **X217** | 00 |
| IP67 electronic power supply in constant current 350mA - 11 W (0÷11W) Class II<br>$V_{IN}$=90÷264Vac / 50÷60Hz<br>$I_{OUT}$=350mA - $V_{OUT}$=49 Vdc (SELV)<br>dim. ø45 - L=120 | **X212** | 00 |
| IP67 electronic power supply in constant current 350mA - 17 W (0÷22W) Class II<br>$V_{IN}$=100÷264Vac / 50÷60Hz<br>$I_{OUT}$=350mA - $V_{OUT}$=34 Vdc (SELV)<br>dim. ø45 - L=120 | **X213** | 00 |
| IP67 electronic power supply in constant current 500mA - 12 W (0÷15W) - Class II<br>$V_{IN}$=100÷264Vac / 50÷60Hz<br>$I_{OUT}$=500mA - $V_{OUT}$=24 Vdc (SELV)<br>dim. ø45 - L=120 | **X215** | 00 |

| | code | colour |
|---|---|---|
| IP67 electronic power supply in constant current 500mA - 20 W (0÷22W) Class II<br>$V_{IN}$=100÷264Vac / 50÷60Hz<br>$I_{OUT}$=500mA - $V_{OUT}$=45 Vdc (SELV)<br>dim. ø45 - L=120 | **X216** | 00 |
| Box for power supplies IP67<br>dim. 140x230x95h | **9582** | 00 |
| Connector block without transformer IP68<br>dim. 135x82x70h | **B915** | 04 |
| IP68 2-way junction connector<br>Possible connection of max. 2 outgoing cables with connectors | **X188** | 04 |
| Connector block IP68 | **BZG8** | 00 |
| Watertight connector kit IP68 | **9581** | 04 |

# New Light Up Earth

## Features

IP68 IK10

- Floor/ground recessed LED luminaire.
- Ground installation without outer casing.
- Made of body and outer casing.
- Body and frame made of AISI 304 stainless steel, with visible screws, tempered safety glass; A2 stainless steel cable gland complete with outgoing power supply cable of 4x1 mm² type.
  The cable is provided with IP68 internal anti-transpiration device.
- Outer casing made of plastic (nylon) material to be ordered separately.
- Complete with DALI control gear (electronic control gear for ø 144 mm version) integrated in product body or contained in IP68 separate power-supply box (adjustable versions).
- Optics with plastic lenses or anodised aluminium reflectors.
- Adjustable versions with patent-pending external dimming system, without opening the product, complete with graduated scale to keep aiming direction unchanged.
- nternal optical accessories for fixed optic versions with reflector: refractor, louvre, soft lens filter..
- Temperature of contact <40°C.
- Static load resistance 5000kg
- All external screws are in A2 stainless steel.

LMS DALI

Static load resistance 5000 Kg

Temperature < 40° C

Versions diffusing optics equipped with no-skid glass

## LED

- **LED Single Chip LED C.o.B.**
- Colour stability **Mac Adam <3**
- Life 50000 h **L80 B10**
- Color temperature: Neutral white **4000K** Warm white **3000K**

## Energy saving

| lumen lm | LED | QR CBC 51 | ENERGY SAVING |
|---|---|---|---|
| **2200** | 15,3W | 2x50W | 85% |

(3000K) LED energy saving compared with conventional lamps

# New Light Up Earth

## Optics and lamps

**SS** - Superspot
α 5°-8°



**S** - Spot
α 10°-12°



**M** - Medium
α da 16°-18°-25°

**F** - Flood
α 28°-30°

**WF** - Wide Flood
α 40°-42°-48°-50°

**L** - Light Blade

**WW** - Wall Washer

**D** - Diffuser

**E** - Elliptical*

| | |
|---|---|
| LED | 5 - 7 - 8 - 8,5W |
| | 10 - 12 - 15W |
| | 17,2 - 18 - 19,4W |
| | 22 - 24W |

* Elliptical optic is obtained by installing the respective accessories.

## Installation

Installation in floor (with outer casing) and ground (with or without outer casing).

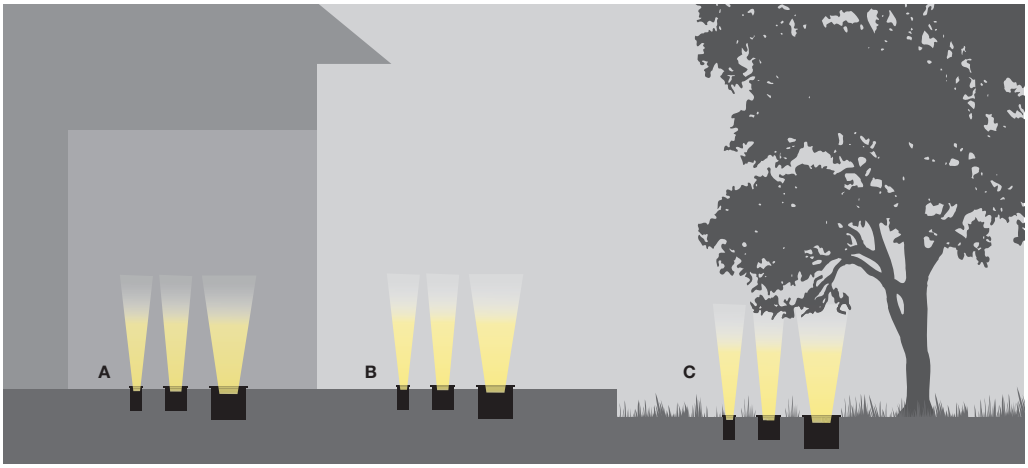


**A** Floor **B** Floor **C** Ground

## Adjustability

Double adjustment of the light beam without opening the product, with graduated scale to maintain the same aiming position. The innovative system prevents humidity from penetrating, thus eliminating all condensation risks.

Inclination ± 30°

Rotation 360°

# New Light Up Earth

13
STEEL

new
Available for order from second quarter

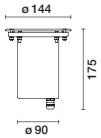


| light source | W | lm | optic | code colour |
|---|---|---|---|---|
| LED new 4000K - CRI 80 | | | | |
| | 5 W | 500 | 10° | *E115 13 |
| | 7 W | 1000 | 16° | **E116 13 |
| | 7 W | 1000 | 30° | **E117 13 |
| | 7 W | 1000 | 50° | **E118 13 |
| 3000K - CRI 80 | | | | |
| | 5 W | 500 | 10° | *E111 13 |
| | 7 W | 1000 | 16° | **E112 13 |
| | 7 W | 1000 | 30° | **E113 13 |
| | 7 W | 1000 | 50° | **E114 13 |

* with lens - ** with reflector

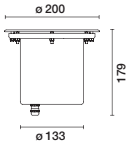


| light source | W | lm | optic | code colour |
|---|---|---|---|---|
| LED new 4000K - CRI 80 - DALI | | | | |
| | 8,5 W | 900 | 8° | *E132 13 |
| | 15 W | 1900 | 12° | *E133 13 |
| | 15,3 W | 2200 | 18° | **E134 13 |
| | 15,3 W | 2200 | 28° | **E135 13 |
| | 15,3 W | 2200 | 42° | **E136 13 |
| 3000K - CRI 80 - DALI | | | | |
| | 8,5 W | 900 | 8° | *E127 13 |
| | 15 W | 1900 | 12° | *E128 13 |
| | 15,3 W | 2200 | 18° | **E129 13 |
| | 15,3 W | 2200 | 28° | **E130 13 |
| | 15,3 W | 2200 | 42° | **E131 13 |

* with lens - ** with reflector

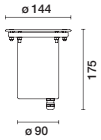


LED new No-skid glass

| | | | |
|---|---|---|---|
| 4000K - CRI 80 | | | |
| 7 W | 1000 | 90° | E122 13 |
| 3000K - CRI 80 | | | |
| 7 W | 1000 | 90° | E121 13 |

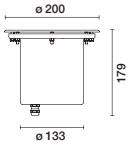


LED new No-skid glass

| | | | |
|---|---|---|---|
| 4000K - CRI 80 - DALI | | | |
| 7 W | 1000 | 90° | E140 13 |
| 3000K - CRI 80 - DALI | | | |
| 7 W | 1000 | 90° | E139 13 |

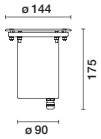


| | | | |
|---|---|---|---|
| LED new 4000K - CRI 80 | | | |
| 12 W | 1200 | WW | E120 13 |
| 3000K - CRI 80 | | | |
| 12 W | 1200 | WW | E119 13 |

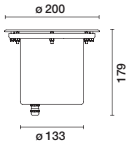


| | | | |
|---|---|---|---|
| LED new 4000K - CRI 80 - DALI | | | |
| 18 W | 1800 | WW | E138 13 |
| 3000K - CRI 80 - DALI | | | |
| 18 W | 1800 | WW | E137 13 |

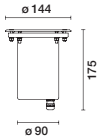


| | | | |
|---|---|---|---|
| LED new 4000K - CRI 80 | | | |
| 12 W | 1200 | L | E124 13 |
| 3000K - CRI 80 | | | |
| 12 W | 1200 | L | E123 13 |

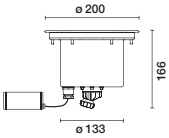


LED new Adjustable optic

| | | | |
|---|---|---|---|
| 4000K - CRI 80 - DALI | | | |
| 8 W | 800 | 8° | E145 13 |
| 15 W | 2000 | 12° | E146 13 |
| 15W | 2000 | 25° | E147 13 |
| 15 W | 2000 | 40° | E148 13 |
| 3000K - CRI 80 - DALI | | | |
| 8 W | 800 | 8° | E141 13 |
| 15 W | 2000 | 12° | E142 13 |
| 15W | 2000 | 25° | E143 13 |
| 15 W | 2000 | 40° | E144 13 |

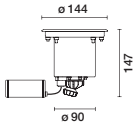


LED new Adjustable optic

| | | | |
|---|---|---|---|
| 4000K - CRI 80 | | | |
| 7 W | 1000 | 10° | E126 13 |
| 3000K - CRI 80 | | | |
| 7W | 1000 | 10° | E125 13 |

Technical data may change with technological evolution.
For updated data please refer to our on-line catalogue.

# New Light Up Earth

13
STEEL

new
Available for order from second quarter

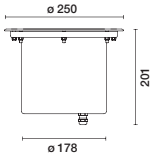


| light source | W | lm | optic | code colour |
|---|---|---|---|---|
| LED new | 4000K - CRI 80 - DALI | | | |
| | 10 W | 1000 | 5° | *E154 13 |
| | 17,2 W | 2500 | 12° | *E155 13 |
| | 19,4 W | 3000 | 16° | **E156 13 |
| | 19,4 W | 3000 | 30° | **E157 13 |
| | 19,4 W | 3000 | 48° | **E158 13 |
| | 3000K - CRI 80 - DALI | | | |
| | 10 W | 1000 | 5° | *E149 13 |
| | 17,2 W | 2500 | 12° | *E150 13 |
| | 19,4 W | 3000 | 16° | **E151 13 |
| | 19,4 W | 3000 | 30° | **E152 13 |
| | 19,4 W | 3000 | 48° | **E153 13 |

* with lens - ** with reflector

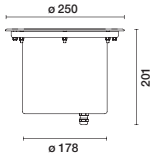


| light source | W | lm | optic | code colour |
|---|---|---|---|---|
| LED new | 4000K - CRI 80 - DALI | | | |
| | 24 W | 2400 | WW | E160 13 |
| | 3000K - CRI 80 - DALI | | | |
| | 24 W | 2400 | WW | E159 13 |

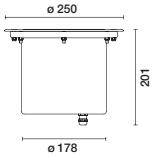


LED new **No-skid glass**

| | | | |
|---|---|---|---|
| 4000K - CRI 80 - DALI | | | |
| 7 W | 1000 | 90° | E162 13 |
| 3000K - CRI 80 | | | |
| 7 W | 1000 | 90° | E161 13 |

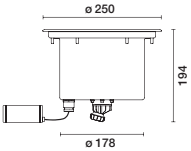


LED new **Adjustable optic**

| | | | |
|---|---|---|---|
| 4000K - CRI 80 - DALI | | | |
| 8 W | 800 | 5° | E173 13 |
| 22 W | 2800 | 12° | E174 13 |
| 22 W | 2800 | 25° | E175 13 |
| 22 W | 2800 | 40° | E176 13 |
| 3000K - CRI 80 - DALI | | | |
| 8 W | 800 | 5° | E169 13 |
| 22 W | 2800 | 12° | E170 13 |
| 22 W | 2800 | 25° | E171 13 |
| 22 W | 2800 | 40° | E172 13 |

## accessories and installation systems

ø 144

ø 200

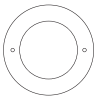
ø 250

| | ø 144 code | colour | ø 200 code | colour | ø 250 code | colour |
|---|---|---|---|---|---|---|
| Refractor for elliptical distribution | X199 | 24 | X205 | 24 | X211 | 24 |
| | no for adjustable versions | | no for adjustable versions | | no for adjustable versions | |
| Diffusing glass | X200 | 65 | X206 | 65 | X212 | 65 |
| | no for adjustable versions | | no for adjustable versions | | no for adjustable versions | |
| Louvre | X198 | 04 | X204 | 04 | X210 | 04 |
| | no for adjustable versions | | no for adjustable versions | | no for adjustable versions | |
| Plastic casing for floor and wall installation + top end cap | X197 | 04 | X203 | 04 | X209 | 04 |
| Suction cup | B916 | 00 | B916 | 00 | B916 | 00 |

Measurements of the casings are shown in the table on page 573.

## components

| | code | colour |
|---|---|---|
| Connector block without transformer IP68<br>dim. 135x82x70h | B915 | 04 |
| IP68 2-way junction connector<br>Possible connection of max. 2 outgoing cables with connectors | X188 | 04 |
| IP68 4-way connector<br>Possible connection of max. 6 outgoing cables with connectors | X189 | 04 |
| Connector block IP68 | BZG8 | 00 |

# **Light Up** Walk professional

## Features

IP67 IK10

- Floor-recessed luminaire for use with halogen, discharge, fluorescent lamps and LEDs.
- Made of body and outer casing (tall or short).
- Cast aluminium structure; stainless steel AISI 304 bezel; tempered sealing glass; silicone water tight gasket; anti-glare screens designed for visual comfort; M15x1 nickel-plated brass cable clamp (M11x1 in small circular version) for connection between lower assembly and upper assembly.
- Cast aluminium outer casing.
- High visual comfort.
- Versions with adjustable optic.
- LED versions available with RGB dynamic colour change compatible with light management systems.
- RGB LED versions with DIRECT-DIM: possibility of also adjusting using a simple electric push-button.
- Temperature of contact <40° for LED versions.
- Luminaire reduced height.
- Luminaire ready for pass-through wiring.
- Static load resistance 5000 Kg.
- All screws are A2 stainless steel.

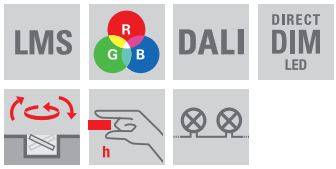

Floor installation

Temperature <75° C

Static load resistance 5000Kg

Easy installation

## LED

- **LED Single Chip**
- Colour stability **Mac Adam <3**
- Life 100000 h **L80 B10**
- Color temperature:
  Neutral white **4000K**
  Warm white **3000K**
  Cool white **6700K**

## Energy saving

| lumen lm | LED | QR CBC 51 | ENERGY SAVING |
|---|---|---|---|
| **1116** | 12,4W | 50W | 75% |

(3000K) LED energy saving compared with conventional lamps

# **Light Up** Walk professional

## Optics and lamps

**SS** - Superspot
α 6°-8°



**S** - Spot
α 10°

**F** - Flood
α 28°

**WF** - Wide Flood
α 54°

**WW** - Wall Washer

**E** - Elliptical

| | | | | |
|---|---|---|---|---|
| | LED | 1,2 - 12,4W | HIT-TC-CE | 20W |
| | LED | 12W | HIT-CE | 35 - 70 - 150W |
| | QR-CBC 35 | 20W | HIT-DE-CE | 70W |
| | HIT-CE | 20W | HST-DE | 70W |

## Double-adjustability LED version

The innovative Spot and Flood LED optic, consisting of two independently adjustable sections (±15°), allows the light flow to be directed onto the objects and surfaces to be lit without any loss of light intensity for each part of the optical assembly.

Flat

Semiflat

Oblique



Divergent

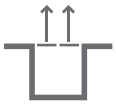

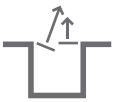

ø 130
117

| light source | W | lm | t °C | code colour |
|---|---|---|---|---|
| LED | **Signalling** | | | |
| | 6700K - CRI 70 | | | |
| | **1,2 W** | **46** | **30** | **B183** 13 |
| | 3200K - CRI 80 | | | |
| | **1,2 W** | **87** | **30** | **BD75** 13 |

Complete with power supply.

ø 130
117
box 210x74xh74

| light source | W | t °C | optic | code colour |
|---|---|---|---|---|
| **HIT-CE** (PGJ5) | Adjustable optic ±7° | | | |
| | **20 W** | **80** | **10°** | **BF84** 13 |
| | Fixed optic | | | |
| | **20 W** | **80** | **54°** | **BF85** 13 |

Complete with power supply.

ø 130
117

| | | | | |
|---|---|---|---|---|
| **QR CBC 35** (GU4) | Adjustable optic ±12° | | | |
| | **20 W 12 V** | | **70** | **B002** 13 |

Class of Insulation III
Transformer to be ordered separately

# Light Up Walk professional

13
STEEL

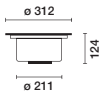


| light source | W | lm | t °C | optic | code colour |
|---|---|---|---|---|---|
| LED | **Optic with double adjustment ±15°** | | | | |
| | 4000K - CRI 80 | | | | |
| | **12,4 W** | **1192** | **40** | **6°** | **BB33** 13 |
| | **12,4 W** | **1192** | **40** | **28°** | **BB35** 13 |
| | 3000K - CRI 80 | | | | |
| | **12,4 W** | **1116** | **40** | **6°** | **BB34** 13 |
| | **12,4 W** | **1116** | **40** | **28°** | **BB36** 13 |
| | RGB DALI | | | | |
| | **12 W** | **540** | **40** | **28°** | **BB37** 13 |
| | Complete with electronic DALI control card. Power supply to be ordered separately. Occupies 3 addresses. | | | | |
| | RGB DMX-512-RDM | | | | |
| | **12 W** | **540** | **40** | **28°** | **BV72** 13 |
| | Complete with electronic DMX512-RDM control card. Power supply to be ordered separately. DMX specifications require the insertion of a 120 Ohm terminating resistor **(code BZQ7)** to be placed between the DATA+ and DATA- cables of the last product in the line. | | | | |

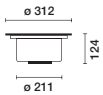


| light source | W | lm | t °C | optic | code colour |
|---|---|---|---|---|---|
| **HIT-TC-CE** (G8,5) | Electronic | | | | |
| | **20 W** | **55** | **6°** | | **B006** 13 |
| | **20 W** | **55** | **WW** | | **B005** 13 |
| **HIT-CE** (G12) | Electronic | | | | |
| | **35 W** | **75** | **6°** | | **B008** 13 |
| | **35 W** | **75** | **WW** | | **B007** 13 |

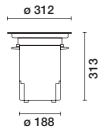


| light source | W | lm | t °C | optic | code colour |
|---|---|---|---|---|---|
| | **Adjustable optic 0°-25°** | | | | |
| **HIT-CE** (G12) | **70 W** | **80** | **8°** | | **B012** 13 |
| | Electronic | | | | |
| | **35 W** | **60** | **8°** | | **B009** 13 |

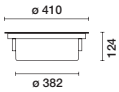


| light source | W | lm | t °C | optic | code colour |
|---|---|---|---|---|---|
| **HIT-DE-CE** (Rx7s) | **70 W** | **95** | **8°** | | **B021** 13 |
| | **70 W** | **85** | **WW** | | **B020** 13 |
| **HST-DE** (Rx7s) | | | | | |

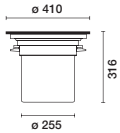


B022

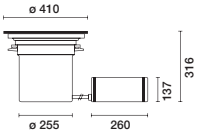


B025

| light source | W | lm | t °C | optic | code colour |
|---|---|---|---|---|---|
| **HIT-CE** (G12) | Adjustable optic 0°-25° | | | | |
| | **70 W** | **70** | **10°** | | **B022** 13 |
| | **150 W** | **75** | **10°** | | **B025** 13 |

| light source | W | lm | t °C | optic | code colour |
|---|---|---|---|---|---|
| LED | **Signalling** | | | | |
| | 6700K - CRI 70 | | | | |
| | **1,2 W** | **46** | **30** | | **B257** 13 |
| | 3200K - CRI 80 | | | | |
| | **1,2 W** | **87** | **30** | | **BD76** 13 |

| light source | W | lm | t °C | optic | code colour |
|---|---|---|---|---|---|
| **QR CBC 35** (GU4) | Adjustable optic ±12° | | | | |
| | **20 W 12 V** | | **70** | | **B256** 13 |
| | Class of Insulation III<br>Transformer to be ordered separately | | | | |

box 210x74xh74

| light source | W | lm | t °C | optic | code colour |
|---|---|---|---|---|---|
| **HIT-CE** (PGJ5) | Electronic - adjustable optic ±7° | | | | |
| | **20 W** | | **80** | **10°** | **BF86** 13 |
| | Electronic - fixed optic | | | | |
| | **20 W** | | **80** | **54°** | **BF87** 13 |

Compatible with light management systems of the iGuzzini range illustrated on page 693
For the system definition, refer to the instructions.



Technical data may change with technological evolution.
For updated data please refer to our on-line catalogue.

# **Light Up** Walk professional

## accessories and installation systems

| | ø 130 | ø 312 | ø 410 | 130x130 |
|---|---|---|---|---|
| | code colour | code colour | code colour | code colour |
| Refractor for elliptical distribution | **1181** 24<br>for BF84-BF85 | **B922** 24<br>no for wall washer | **B923** 24<br>no for wall washer | **1181** 24<br>for BF86-BF87 |
| Diffusing glass | **B917** 65<br>no for LED | **B918** 65 | **B919** 65<br>no for B022 | **B965** 65<br>for B256<br>**B917** 65<br>for BF86-BF87 |
| Diffusing prismatic glass<br>It allows for a uniform distribution of light on the wall, reducing shadows | **---** --- | **BZM8** 24<br>for B005-B007 | **BZM9** 24<br>for B018-B020 | **---** --- |
| Spill-ring | **BZF8** 04<br>for BF84<br>**BZF9** 04<br>for BF85 | **---** --- | **---** --- | **BZF8** 04<br>for BF86<br>**BZF9** 04<br>for BF87 |
| Die-cast aluminium casing | **B900** 04<br>for B002-B183-B184-BD75 | **B901** 04<br>for B005-B006-B007-B008 BB33-BB34-BB35-BB36-BB37<br>**B902** 04<br>for B009-B012 | **B903** 04<br>for B020-B021<br>**B904** 04<br>for B022<br>**B905** 04<br>for B025 | **B962** 04<br>for B256-B257-B258-BD76 |
| Die-cast aluminium casing housing connector box | **B958** 04<br>for B002-BF84-BF85 | **---** --- | **---** --- | **B963** 04<br>for B256-BF86-BF87 |
| Plastic casing housing connector box<br>Static load resistance 500 Kg | **BZD0** 04<br>for B002-BF84-BF85 | **---** --- | **---** --- | **BZD1** 04<br>for B256-BF86-BF87 |
| Cover plate for casing | **B909** 00 | **B910** 00 | **B911** 00 | **B964** 00 |
| Suction cup | **B916** 00 | **B916** 00 | **B916** 00 | **B916** 00 |

Measurements of the casings are shown in the table on page 573

## components

| | code | colour |
|---|---|---|
| Connector block with electronic transformer IP68 | **B914** | 04<br>for B002-B256 |
| Connector block without transformer IP68<br>dim. 135x82x70h | **B915** | 04<br>for B183-B184-BD75 B257-B258-BD76 |
| Electronic power supply designed to mount on a DIN standard profile 120 W<br>$V_{IN}$=88÷264Vac / 47÷63Hz<br>$V_{OUT}$=48÷55V (SELV)<br>dim. 40x114x125h | **BZ14** | 00<br>for BB37 |
| Electronic power supply designed to mount on a DIN standard profile 240 W<br>$V_{IN}$=88÷264Vac / 47÷63Hz<br>$V_{OUT}$=48÷55V (SELV)<br>dim. 63x114x125h | **BZ15** | 00<br>for BB37 |
| Electronic power supply designed to mount on a DIN standard profile 480 W<br>$V_{IN}$=90÷264Vac / 47÷63Hz<br>$V_{OUT}$=48÷55V (SELV)<br>dim. 86x114x125h | **BZ16** | 00<br>for BB37 |

# **Light Up** Light

## Features

IP67 IK10

- Floor/ground recessed LED luminaire.
- Made of body and outer casing.
- Aluminium alloy body, AISI 304 stainless steel frame; tempered glass for closure, water-tight silicone gasket, anti-glare screen for visual comfort, M15x1 nickel-plated brass cable gland for connection between lower and upper compartments; positioning and anchoring of the compartment to the outer casing via 2 M6x25 UNI 5931 stainless steel screws.
- For installation, fitting has an outer casing made of black thermoplastic reinforced polypropylene.
- High visual comfort.
- Versions with adjustable optic.
- LED versions available with RGB dynamic colour change compatible with light management systems.
- LED versions available with RGB dynamic colour change compatible with light management systems.
- RGB LED versions with DIRECT-DIM: possibility of also adjusting using a simple electric push-button.
- Temperature of contact <40° for LED versions.
- Luminaire ready for pass-through wiring.
- Static load resistance 3500 Kg.
- All screws are A2 stainless steel.

Floor installation

Ground installation

Temperature <75° C

Static load resistance 3500 Kg

## LED

- **LED Single Chip**
- Colour stability **Mac Adam <3**
- Life 100000 h **L80 B10**
- Color temperature: Neutral white **4000K** Warm white **3000K**

## Energy saving

| lumen lm | LED | QR CBC 51 | ENERGY SAVING |
|---|---|---|---|
| **1116** | 12,4W | 50W | 75% |

(3000K) LED energy saving compared with conventional lamps

# **Light Up** Light

## Optics and lamps

**SS** - Superspot
α 6°



**S** - Spot
α 12°

**F** - Flood
α 28°

**WF** - Wide Flood
α 47°

**VWF** - Very Wide Flood α 68°

**WW** - Wall Washer

**E** - Elliptical*

| | |
|---|---|
| LED | 12,4W |
| LED | 12W |
| HIT-CE | 35 - 50W |

* Elliptical optic is obtained by installing the respective accessories.

## Double-adjustability LED version

The innovative Spot and Flood LED optic, consisting of two independently adjustable sections (±15°), allows the light flow to be directed onto the objects and surfaces to be lit without any loss of light intensity for each part of the optical assembly.

Flat

Semiflat

Oblique



Divergent

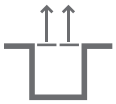

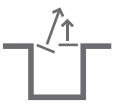

# Light Up Light

13
STEEL

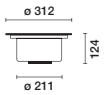


| light source | W | lm | t °C | optic | code colour |
|---|---|---|---|---|---|
| LED | **Optic with double adjustment ±15°** | | | | |
| | 4000K - CRI 80 | | | | |
| | **12,4 W** | **1192** | **40** | **6°** | **BB38** 13 |
| | **12,4 W** | **1192** | **40** | **28°** | **BB40** 13 |
| | 3000K - CRI 80 | | | | |
| | **12,4 W** | **1116** | **40** | **6°** | **BB39** 13 |
| | **12,4 W** | **1116** | **40** | **28°** | **BB41** 13 |
| | RGB DALI | | | | |
| | **12 W** | **542** | **40** | **28°** | **BB42** 13 |

Complete with electronic DALI control card.
Power supply to be ordered separately.
Occupies 3 addresses.

| | | | | | |
|---|---|---|---|---|---|
| | RGB DMX-512-RDM | | | | |
| | **12 W** | **542** | **40** | **28°** | **BV73** 13 |

Complete with electronic DMX512-RDM control card.
Power supply to be ordered separately.
DMX specifications require the insertion of a 120 Ohm terminating resistor **(code BZ07)** to be placed between the DATA+ and DATA- cables of the last product in the line.

Class of Insulation II

Compatible with light management systems of the iGuzzini range illustrated on page 693.
For the system definition, refer to the instructions.

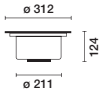


| light source | W | t °C | optic | code colour |
|---|---|---|---|---|
| HIT-CE (G12) | Electronic - adjustable optic 0-15° | | | |
| | **35 W** | **85** | **12°** | **B620** 13 |
| | **50 W** | **90** | **12°** | **B623** 13 |
| | Electronic - fixed optic | | | |
| | **35 W** | **75** | **47°/68°** | **B621** 13 |
| | **35 W** | **75** | **WW** | **B622** 13 |
| | **50 W** | **90** | **47°/68°** | **B624** 13 |
| | **50 W** | **90** | **WW** | **B625** 13 |

## accessories and installation systems

| | code | colour |
|---|---|---|
| Refractor for elliptical distribution | **B922** | 24 |
| for B620-B62-B623-B624 BB38-BB39-BB40-BB41 BB42-BV73 | | |
| Diffusing glass | **B918** | 65 |
| for B620-B621-B622-B623 B624-B625-BB38-BB39 BB40-BB41-BB42-BV73 | | |
| Diffusing prismatic glass<br>It allows for a uniform distribution of light on the wall, reducing shadows | **BZM8** | 24 |
| for B622-B625 | | |
| Filter for the reduction of glass temperature <75° C | **B991** | 24 |
| for B620 | | |
| Plastic casing | **B992** | 04 |
| Cover plate for casing | **B910** | 00 |
| Suction cup | **B916** | 00 |

Measurements of the casings are shown in the table on page 573.

## components

| | code | colour |
|---|---|---|
| Electronic power supply designed to mount on a DIN standard profile 120 W<br>$V_{IN}$=88÷264Vac / 47÷63Hz<br>$V_{OUT}$=48÷55V (SELV)<br>dim. 40x114x125h | **BZ14** | 00 |
| for BB42-BV73 | | |
| Electronic power supply designed to mount on a DIN standard profile 240 W<br>$V_{IN}$=88÷264Vac / 47÷63Hz<br>$V_{OUT}$=48÷55V (SELV)<br>dim. 63x114x125h | **BZ15** | 00 |
| for BB42-BV73 | | |
| Electronic power supply designed to mount on a DIN standard profile 480 W<br>$V_{IN}$=90÷264Vac / 47÷63Hz<br>$V_{OUT}$=48÷55V (SELV)<br>dim. 86x114x125h | **BZ16** | 00 |
| for BB42-BV73 | | |



Technical data may change with technological evolution.
For updated data please refer to our on-line catalogue.

# **Light Up** Walk inox

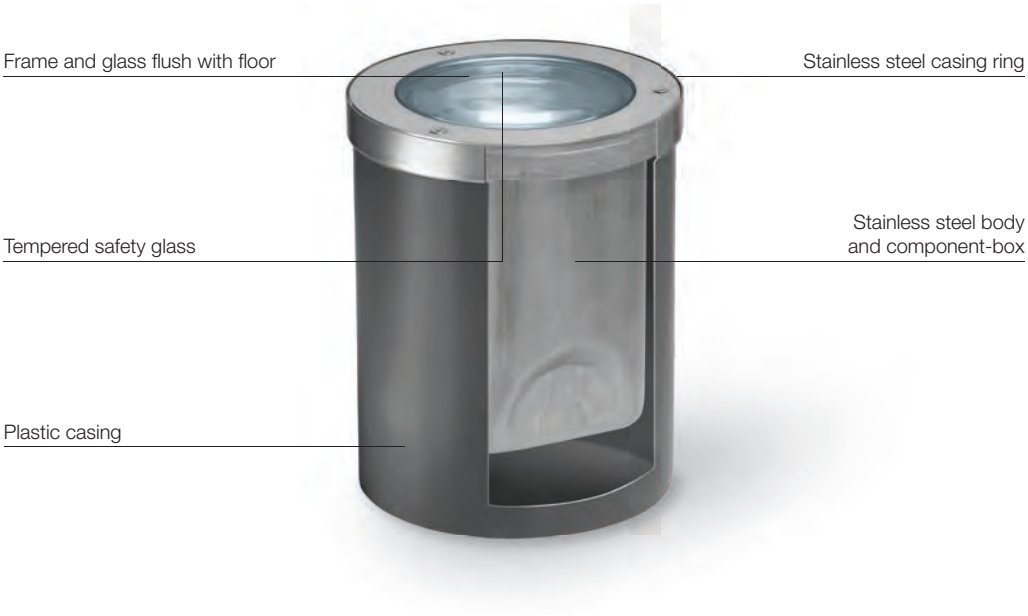


## Features

IP67 IK10

- Floor-recessed luminaire for use with metal halide, halogen, sodium vapour, fluorescent lamps and LEDs.
- Made of body and outer casing.
- Body and frame made of AISI 304 stainless steel; glass closing ring made of die-cast aluminium; tempered safety glass with 8 mm thickness; PG16 cable clamp equipped with a 1 m power cable; superpure aluminium reflectors 99,8÷99,98%.
- Versions with adjustable optic.
- Outer casing for installation made AISI 304 stainless steel and thermoplastic material.
- Temperature of contact <40° for LED versions.
- Static load resistance 2500 Kg.
- All external screws are in A2 stainless steel.

Floor installation

Flush frame with screw antitheft

## LED

- **LED Single Chip**
- Colour stability **Mac Adam <3**
- Life 50000 h **L80 B20**
- Color temperature: Neutral white **4000K** Warm white **3000K**

## Energy saving

| lumen lm | LED | QT 9 | |
|---|---|---|---|
| **232** | 3,5W | 20W | 82% |

(3000K) LED energy saving compared with conventional lamps

# **Light Up** Walk inox

13
STEEL

## Optics and lamps

**SS** - Superspot
α 6



**S** - Spot

**M** - Medium

**F** - Flood
α 36°

**E** - Elliptical*

| | |
|---|---|
| LED | 3,5W |
| HIT-CE | 20 - 35 - 70W |
| QR-CBC 51 | 20W |

* Elliptical optic is obtained by installing the respective accessories.

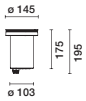


| light source | W | lm | t °C | optic | code colour |
|---|---|---|---|---|---|
| LED | Adjustable optic ±10° Neutral white | | | | |
| | **3,5 W** | **267** | **40** | **6°** | **BD24** 13 |
| | Adjustable optic ±10° Warm white | | | | |
| | **3,5 W** | **232** | **40** | **6°** | **BD25** 13 |
| **QR CBC 51** (GU5,3) | Electromagnetic | | | | |
| | **20 W 12 V** | | **65** | | **BD22** 13 |

Suitable for Energy Saver lamp
(Osram Decostar 51 ES and Philips MASTERline ES)

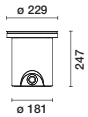


| light source | W | t °C | optic | code colour |
|---|---|---|---|---|
| **HIT-CE** (G12) | Electronic - adjustable optic ±15° | | | |
| | **20 W** | **85** | **36°** | **BD31** 13 |
| | **35 W** | **90** | **36°** | **BD26** 13 |
| | Electromagnetic - adjustable optic ±15° | | | |
| | **70 W** | **140** | **36°** | **BD27** 13 |

| accessories and installation systems | ø 145 code | ø 145 colour | ø 229 code | ø 229 colour |
|---|---|---|---|---|
| Refractor for elliptical distribution | **1902** for BD22 | 24 | **BZA1** for BD26-BD31 | 24 |
| Spill-ring | **1904** for BD22 | 04 | **BZA3** for BD26-BD31 | 04 |
| Casing | **5997** | 13 | **5998** | 13 |
| Kit for screw antitheft | **BZA4** | 13 | **BZA4** | 13 |
| Key for screw antitheft | **0245** | 00 | **0245** | 00 |

Measurements of the casings are shown in the table on page 573.



Technical data may change with technological evolution.
For updated data please refer to our on-line catalogue.

# **Light Up** Garden

## Features

IP67 IK10

- Ground-recessed luminaire for use with metal halide, halogen, sodium vapour, mercury, fluorescent lamps and LEDs.
- Body and frame made of AISI 304 stainless steel; tempered safety glass with 8 mm thickness; PG16 cable clamp equipped with a 1 m power cable. Model also available with adjustable arms; superpure aluminium reflector.
- Versions with adjustable optic.
- Temperature of contact <40° for LED versions.
- Static load resistance 1000 Kg.
- All external screws are in A2 stainless steel.

Ground installation

Screw antitheft

Convex glass for water drainage

Versions with adjustable arms

## LED

- **LED Single Chip**
- Colour stability
  **Mac Adam <3**
- Life
  50000 h **L80 B20**
- Color temperature:
  Neutral white **4000K**
  Warm white **3000K**

## Energy saving

| lumen<br>lm | LED | QT 9 | |
|---|---|---|---|
| **232** | 3,5W | 20W | 83% |

(3000K) LED energy saving compared with conventional lamps

## Optics and lamps


**S** - Spot
α da 9° a 15°


**M** - Medium
α 26°

**F** - Flood
α 32°-36°

**WF** - Wide Flood
α 42°

**A** - Asymmetric

**E** - Elliptical*

| | | | | |
|---|---|---|---|---|
| | LED | 3,5 - 7,1W | HIT-DE-CE | 70W |
| | QR-CBC 51 | 20W | HST-DE | 70W |
| | PAR 20 | 50W | QR 111 | 75W |
| | HIT-CE | 20 - 35 - 70W | PAR 30S | 100W |

* Elliptical optic is obtained by installing the respective accessories.

# Light Up Garden

13
STEEL

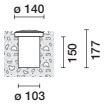


| light source | W | lm | t °C | optic | code colour |
|---|---|---|---|---|---|
| LED | Adjustable optic ±10° 4200K - CRI 75 | | | | |
| | 3,5 W | 267 | 40 | 26° | **7111** 13 |
| | Adjustable optic ±10° 3200K - CRI 80 | | | | |
| | 3,5 W | 232 | 40 | 26° | **7112** 13 |
| QR CBC 51 (GU5,3) | Electromagnetic | | | | |
| | 20 W 12 V | | 65 | | **7160** 13 |
| | Suitable for Energy Saver lamp (Osram Decostar 51 ES and Philips MASTERline ES) | | | | |
| PAR 20 (E27) | 50 W 230 V | | 130 | | **7162** 13 |
| LED | 3200K - CRI 80 | | | | |
| | 7,1 W | 377 | 40 | 32° | **7197** 04 |

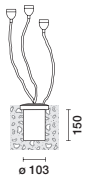

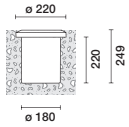


| light source | W | t °C | optic | code colour |
|---|---|---|---|---|
| HIT-CE (G12) | Electronic - adjustable optic ±15° | | | |
| | 20 W | 70 | 36° | **7199** 13 |
| | 35 W | 90 | 32° | **7163** 13 |
| | Electromagnetic - adjustable optic ±15° | | | |
| | 70 W | 140 | 42° | **7164** 13 |
| HIT-DE-CE (Rx7s) | Electromagnetic - asymmetrical optic | | | |
| | 70 W | 115 | | **7194** 13 |
| HST-DE (Rx7s) | | | | |
| QR 111 (G53) | Electromagnetic - adjustable optic | | | |
| | 75 W 12 V | 180 | | **7169** 13 |
| | The optical assembly can be angled at: rotation around the vertical axis: 180°, inclination: ±30 in relation to the horizontal plane. | | | |
| PAR 30S (E27) | Adjustable optic | | | |
| | 100 W | 125 | | **7170** 13 |
| | The optical assembly can be angled at: rotation around the vertical axis: 180°, inclination: ±30 in relation to the horizontal plane. | | | |

| accessories and installation systems | ø 140 code | ø 140 colour | ø 220 code | ø 220 colour |
|---|---|---|---|---|
| Refractor for elliptical distribution | **1902** for 7160-7162 | 24 | **BZA1** for 7163-7199 | 24 |
| | | | **8771** for 7170 | 24 |
| Coloured filters | **---** | --- | **8754** for 7170 | 05-06-09 |
| Spill-ring | **1904** for 7160-7162 | 04 | **1906** for 7174 | 04 |
| | | | **BZA3** for 7163-7199 | 04 |
| Protective steel grid | **---** | --- | **1908** | 13 |
| Kit for screw antitheft<br>Cannot be used with the protective grid | **0225** | 13 | **0225** | 13 |
| Key for screw antitheft | **0245** | 00 | **0245** | 00 |



Technical data may change with technological evolution.
For updated data please refer to our on-line catalogue.

# **Light Up** Balisage

design Gianfranco Paghera




## Features

IP67 IK10

- Floor-recessed luminaire for use with halogen lamps and LEDs.
- Made of body and outer casing.
- Stainless steel body and aluminium alloy screen; EPDM black basket; tempered safety glass; lens optical system; PG13.5 cable clamp equipped with 1 m power cable with anti-transpiration device.
- High visual comfort.
- Outer casing for installation made of aluminium and plastic material.
- Static load resistance 5000 Kg.
- All external screws are in A2 stainless steel.

Floor installation

LED

- **LED Single Chip**
- Colour stability **Mac Adam <3**
- Life 100000 h **L80 B10**
- Color temperature: Neutral white **4000K** Warm white **3000K**

## Energy saving

| **lumen** lm | **LED** | **QT 9** | |
|---|---|---|---|
| **320** | 3W | 20W | 85% |

(3000K) LED energy saving compared with conventional lamps

# Light Up Balisage

04
BLACK

## Light distribution

Recessed fittings for ground-level lighting from one side

Recessed fittings for ground-level lighting from three sides

| | |
|---|---|
| LED | 3W |
| HIT-CE | 20W |

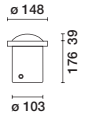


BD77-BM38

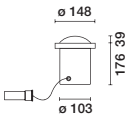


box 210x74xh74

BF90

| light source | W | lm | code colour |
|---|---|---|---|
| LED new | **Lighting from one side** | | |
| | 4000K - CRI 85 | | |
| • | **3 W** | **340** | **BM38** 04 |
| | 3000K - CRI 83 | | |
| | **3 W** | **320** | **BD77** 04 |
| | Class of Insulation II | | |
| HIT-CE (PGJ5) | Electronic | | |
| | **20 W** | | **BF90** 04 |

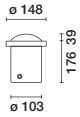


BD78-BM39

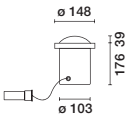


box 210x74xh74

BF91

| light source | W | lm | code colour |
|---|---|---|---|
| LED new | **Lighting from three sides** | | |
| | 4000K - CRI 85 | | |
| • | **3 W** | **340** | **BM39** 04 |
| | 3000K - CRI 83 | | |
| | **3 W** | **320** | **BD78** 04 |
| | Class of Insulation II | | |
| HIT-CE (PGJ5) | Electronic | | |
| | **20 W** | | **BF91** 04 |

### accessories

| | code | colour |
|---|---|---|
| Casing | **5935** | 04 |

Measurements of the casings are shown in the table on page 573.



Technical data may change with technological evolution.
For updated data please refer to our on-line catalogue.

# Light Up

## circular recessed luminaire

### Light Up Orbit

**X190**

**X191**

**X193**

**X195**

### Light Up Earth

**X197**

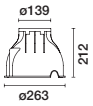


**X203**

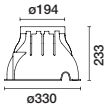


**X209**

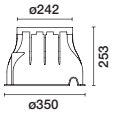


### Light Up Walk professional

**B900**

**B958**

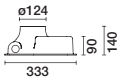


**BZD0**

**B901**

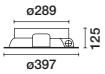


**B902**

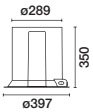


**B903**

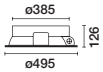


**B904**

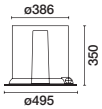


**B905**

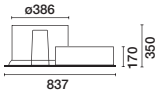


### Light Up Light

**B992**

### Light Up Walk inox

**5997**

**5998**

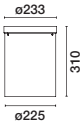


### Light Up Balisage

**5935**

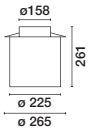


## square recessed luminaire

### Light Up Walk professional

**B962**

**B963**

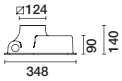


**BZD1**

pinterest.com/iguzzini

# Lun-Up

design Dean Skira

monochromatic

RGB

## Features

IP67 IK10

- Direct light luminaire for use with monochromatic LED power and signalling RGB.
- Recessed ground/floor/wall installation, with the relevant outer casing.
- Consisting of body and outer casing to be ordered separately, shaped as quarter of circle.
- Temperature of contact < 40°C
- Luminaire reduced dimensions.
- Cast aluminium body consisting of two parts secured together with stainless steel screws and silicone gasket; tempered sodium-calcium sealing glass, 8 mm thick, siliconed to upper compartment.
- The lower assembly comes complete with a stainless steel PG11 cable clamp, multi-pole cable L=300mm and IP68 Y connector, suitable for cables with diameter D=8-17mm + terminal block for cables with max. section 4mm$^2$ (monochrome versions) and for cables max. 1.5mm$^2$ (RGB versions), complete with cover plate and set up for pass-through cables.
- Stainless steel outer casing with shot blasting surface treatment and galvanized steel end caps.
- Versions with RGB dynamic colour change and compatible with preconfigured light management systems.
- Luminaire ready for pass-through wiring.
- Static load resistance 1500 Kg.
- All external screws are A2 stainless steel.

Floor installation

Ground installation

## Light distribution

Monochromatic version with Flood and Wide Flood Optic.



Flood



Wide Flood

RGB version with signalling light

## LED

- **LED Single Chip**
- Colour stability **Mac Adam <3**
- Life 100000 h **L80 B10**
- Color temperature: Neutral white **4000K** Warm white **3000K**

## Energy saving

| lumen lm | LED | QR CBC 51 | |
|---|---|---|---|
| **1300** | 12W | 75W | 84% |

(3000K) LED energy saving compared with conventional lamps

"Hybridation" temporary exhibition - Paris, France

Project and scenography: Alexis Tricoire - Photo: Photo ©yannmonel

# Lun-Up

01 WHITE

04 BLACK

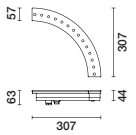


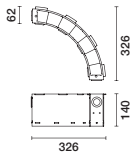


casing code BZN8

| light source | W | lm | optic | code colour |
|---|---|---|---|---|
| LED | 4000K - CRI 85 | | | |
| | 12 W | 1400 | 34° | **BJ76** 04 |
| | 12 W | 1400 | 52° | **BJ78** 04 |
| | 3000K - CRI 83 | | | |
| | 12 W | 1300 | 34° | **BJ77** 04 |
| | 12 W | 1300 | 52° | **BJ79** 04 |

24Vdc power supply to be ordered separately.



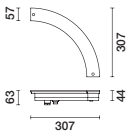


| light source | W | lm | code colour |
|---|---|---|---|
| LED | RGB PWM | | |
| | 3 W | 90 | **BJ81** 01 |
| | RGB DMX | | |
| | 3 W | 90 | ***BJ80** 01 |

* Complete with electronic control card.
24Vdc power supply to be ordered separately.

Compatible with light management systems of the iGuzzini range illustrated on page 693.
For the system definition, refer to the instructions.

## installation systems and components

| | code | colour |
|---|---|---|
| Stainless steel casing | **BZN8** | 13 |
| Cover plate for casing | **BZN9** | 00 |
| Constant-voltage electronic power supply 50 W 24 V<br>$I_{OUT}$=2A | **MWK4** | 00 |
| Constant-voltage electronic power supply 70 W 24 V<br>$I_{OUT}$=2,9A | **MWK5** | 00 |
| DALI dimming interface monochromatic 120 W 24 V<br>$V_{IN}$=10-24Vdc<br>$V_{OUT}$=10,5-24Vdc | **MWP3** | 00 |
| Electronic power supply designed to mount on a DIN standard profile DIN 10 W<br>$V_{IN}$=220÷240Vac / 50÷60Hz<br>$V_{OUT}$=24Vdc ±2% (SELV)<br>dim. 94x18x68h | **9908** | 00 |
| Electronic power supply designed to mount on a DIN standard profile DIN 24 W<br>$V_{IN}$=90÷-260Vac / 50÷60Hz<br>$V_{OUT}$=24Vdc ±2% (SELV)<br>dim. 94x36x68h | **9909** | 00 |
| Electronic power supply designed to mount on a DIN standard profile DIN 72 W<br>$V_{IN}$=220÷240Vac / 50÷60Hz<br>$V_{OUT}$=24Vdc ±2% (SELV)<br>dim. 95x72x68h | **9910** | 00 |

| | code | colour |
|---|---|---|
| Electronic power supply designed to mount on a DIN standard profile DIN 96 W<br>$V_{IN}$=220÷240Vac / 50÷60Hz<br>$V_{OUT}$=24Vdc ±2% (SELV)<br>dim. 95x72x68h | **9911** | 00 |
| Electronic power supply designed to mount on a DIN standard profile DIN 120 W<br>$V_{IN}$=88÷264Vac / 50÷60Hz<br>$V_{OUT}$=24÷28Vdc (SELV)<br>dim. 40x114x125h | **BZK0** | 00 |
| Electronic power supply designed to mount on a DIN standard profile DIN 240 W<br>$V_{IN}$=88÷264Vac / 50÷60Hz<br>$V_{OUT}$=24÷28Vdc (SELV)<br>dim. 63x114x125h | **9912** | 00 |
| Electronic power supply designed to mount on a DIN standard profile DIN 480 W<br>$V_{IN}$=90÷264Vac / 50÷60Hz<br>$V_{OUT}$=24÷28Vdc (SELV)<br>dim. 86x114x125h | **BZK1** | 00 |
| Box for power supplies IP67<br>dim. 140x230x95h | **9582** | 00<br>not suitable for power supplies 9912-BZK1-MWK4-MWK5 |
| 4-channel LED driver with DALI-DMX 720W control<br>$V_{IN}$=12÷48Vdc<br>$V_{OUT}$=5-12-24-48V<br>dim. 153x50x23h | **9639** | 00 |
| Y-coupling with 5 poles IP68<br>For connection between DMX signal cable and power supply cable | **BZN7** | 00<br>for RGB-DMX versions (code BJ80) |

Leederville town centre - Vincent, Australia

Architectural project (landscape): Blackwell & Associates
Electrical and lighting engineering: Wood & Grieve
Photo: Ron Tan, with kind permission from Mondoluce, Australia



Technical data may change with technological evolution.
For updated data please refer to our on-line catalogue.

pinterest.com/iguzzini

pinterest.com/iguzzini

# Ledplus

### Ledplus “all glass”

Signalling

### Ledplus “stainless steel frame”

Floor washers

Signalling

### Ledplus “stainless steel frame with screws”

Adjustable optic

Floor washers

Signalling

ø ⧈130

ø ⧈ 60

ø 68

ø 28

ø ⧈138

ø ⧈ 65

230/600/1000x65
Floor washers



Office building in Rue de Colisèe - Paris, France
Architectural project: Jean-Michel de Poulpiquet - Photo: Didier Boy De La Tour

# **Ledplus** “all glass”




## Features

IP68 IK08

- Wall/floor-recessed luminaire for use with LEDs for accent/signalling light.
- Made of extra-clear sodium-calcium glass, with no visible screws, and with diffused light; the stainless steel lower ring is connected to the tempered diffusing glass. The entire structure is supported by 4 fastening components made of AISI 304 machined stainless steel.
- The body of the luminaire is made of highly resistant thermoplastic material. It has a M14x1 A2 stainless steel cable clamp, and PG11 for the 130 mm large version; and a 300 mm-long exit cable; the stainless steel upper collar is flush with surface and secured to the casing.
- The fitting has a die-cast aluminium barrel casing or a cylindrical casing made of plastic material.
- Versions with RGB dynamic colour change and compatible with preconfigured light management systems.
- Static load resistance 500/1000 Kg.
- IK08 impact resistance.
- Temperature of contact < 40°C.
- Luminaire reduced height.

Floor installation

Wall-mounted installation

Temperature < 40° C

Static load resistance 500 Kg with plastic casing, 1000 Kg with aluminium casing

Installed flush with floor

## Signalling

Designed to be sturdy and inexpensive to run, these luminaires mark indoor and outdoor routes and areas, guaranteeing maximum safety and minimum visual impact.

# Ledplus "all glass"

00
INDETERMINATE

| light source | W | | lm | code colour |
|---|---|---|---|---|
| LED | 6000K - CRI 72 | | | |
| | 0,7 W | 24Vdc | 28 | **2606** 00 |

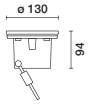


| light source | W | | lm | code colour |
|---|---|---|---|---|
| LED | 6000K - CRI 72 | | | |
| | 1,4 W | 24Vdc | 56 | **2628** 00 |
| | RGB | | | |
| | 5,2 W | 24Vdc | 42 | **2633** 00 |

Compatible with light management systems
of the iGuzzini range illustrated on page 693.
For the system definition, refer to the instructions.

The components that are necessary for the operation
of the fittings must be ordered separately.
They are presented on page 587.

| light source | W | | lm | code colour |
|---|---|---|---|---|
| LED | 6000K - CRI 72 | | | |
| | 0,7 W | 24Vdc | 28 | **2620** 00 |

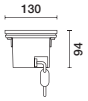


| light source | W | | lm | code colour |
|---|---|---|---|---|
| LED | 6000K - CRI 72 | | | |
| | 1,4 W | 24Vdc | 56 | **2635** 00 |
| | RGB | | | |
| | 5,2 W | 24Vdc | 42 | **2640** 00 |

## accessories and installation systems

| | ø 60 code | colour | ø 130 code | colour |
|---|---|---|---|---|
| Coloured filters | **9568** | 02-06<br>26-D7 | **9570** | 02-06<br>26-D7<br>for 2628 |
| Plastic casing for wall and floor installation + top end cap IP68 | **6943** | 04 | **6949** | 04 |
| Aluminium casing for wall installation + top end cap | **6941** | 04 | **6947** | 04 |
| Aluminium casing for floor installation + top end cap | **6942** | 04 | **6948** | 04 |
| Adapter for casing ø 260 - h 105 | **9579** | 00<br>for 6943 | **9579** | 00<br>for 6949 |
| Adapter for casing ø 357 - h 105 | **9580** | 00<br>for 6941-6942 | **9580** | 00<br>for 6947-6948 |
| Suction cup | **9583** | 00 | **9583** | 00 |

| | 60x60 code | colour | 130x130 code | colour |
|---|---|---|---|---|
| Coloured filters | **9572** | 02-06<br>26-D7 | **9574** | 02-06<br>26-D7<br>for 2635 |
| Plastic casing for wall and floor installation + top end cap IP68 | **6946** | 04 | **6952** | 04 |
| Aluminium casing for wall installation + top end cap | **6944** | 04 | **6950** | 04 |
| Aluminium casing for floor installation + top end cap | **6945** | 04 | **6951** | 04 |
| Adapter for casing ø 260 - h 105 | **9579** | 00<br>for 6946 | **9579** | 00<br>for 6952 |
| Adapter for casing ø 357 - h 105 | **9580** | 00<br>for 6944-6945 | **9580** | 00<br>for 6950-6951 |
| Suction cup | **9583** | 00 | **9583** | 00 |

Measurements of the casings are shown in the table on page 588.

# **Ledplus** “stainless steel frame”

## Features

IP68 IK09

- Wall-/floor-recessed luminaire for use with LED lamps for accent lighting/signs.
- The body of the 68 mm wall-washer version is made of highly resistant thermoplastic material, whereas the 28 mm versions are made of AISI 304 stainless steel; stainless steel cable clamp, and 300 mm-long exit cable.
- The fitting has a die-cast aluminium barrel casing or a cylindrical casing made of plastic polypropylene material.
- Static load resistance 500 Kg.
- IK08 impact resistance.
- Temperature of contact < 40°C.
- Luminaire reduced dimensions.

Floor installation

Wall-mounted installation

Temperature < 40°C

Static load resistance 500 Kg

Compact size

## Signalling

Designed to be sturdy and inexpensive to run, these luminaires mark indoor and outdoor routes and areas, guaranteeing maximum safety and minimum visual impact.

## Floor washers

The luminaires, positioned on walls individually or “in a line”, light the floor evenly and without glare.



# **Ledplus** “stainless steel frame”

13
STEEL

| light source | W | | lm | code colour |
|---|---|---|---|---|
| LED | **Signalling** | | | |
| | 6000K - CRI 72 | | | |
| | **0,4 W** | **24Vdc** | **3** | **2600** 13 |
| | Blue | | | |
| | **0,4 W** | **24Vdc** | **1** | **2601** 13 |
| | Amber | | | |
| | **0,5 W** | **24Vdc** | **1** | **2604** 13 |

The components that are necessary for the operation of the fittings must be ordered separately. They are presented on page 587.

| light source | W | | lm | code colour |
|---|---|---|---|---|
| LED | **Floor washer** | | | |
| | 6000K - CRI 72 | | | |
| | **0,4 W** | **24Vdc** | **14** | **2611** 13 |
| | Blue | | | |
| | **0,4 W** | **24Vdc** | **1** | **2612** 13 |

**installation systems** ø 28

| | code | colour |
|---|---|---|
| Casing for installation in concrete walls + end cap | **6938** | 00 |
| Casing for installation on concrete floors + end cap<br>Static load resistance 1000 Kg | **6939** | 00 |
| Cylindrical casing for plasterboard or similar walls | **6940** | 00 |
| Suction cup | **9583** | 00 |

Measurements of the casings are shown in the table on page 588

**installation systems** ø 68

| | code | colour |
|---|---|---|
| Plastic casing for walls and floor installation + top end cap | **6943** | 04 |
| Aluminium casing for wall installation + top end cap | **6941** | 04 |
| Adapter for casing ø 260 - h 105 | **9579**<br>for 6943 | 00 |
| Adapter for casing ø 357 - h 105 | **9580**<br>for 6941 | 00 |
| Suction cup | **9583** | 00 |

Measurements of the casings are shown in the table on page 588

# **Ledplus** “stainless steel frame with screws”




## Features

IP68 IK09

- Wall/floor-recessed luminaire for use with LEDs for signalling, lighting and floor washer.
- Ledplus has a body (round and square) a casing and frame.
- Version round and square: the body of the fitting is made of highly resistant thermoplastic material; H=100 mm painted cast aluminium barrel outer casing for installation, which can be ordered separately, for wall- or ground-installation, complete with end cap. H=150 mm version available in plastic for installation in gardens.
- Version linear: extruded aluminium body and die-cast black painted end caps; H=100 mm painted extruded aluminium and stainless steel outer casing for installation, which can be ordered separately, for wallor ground-installation, complete with top end cap.
- Stainless steel frame; sodium-calcium upper glass; in versions with marker LEDs there is a milky inner screen; black silicone rubber sealing gasket; AISI 304 stainless steel turned parts for fixing the body to the frame/glass; linear versions with sodium-calcium tempered glass secured to the body with silicone; anti-glare spill-ring made of thermoplastic material for versions with lighting LEDs.
- Versions with RGB dynamic colour change and compatible with preconfigured light management systems.
- Versions with adjustable optic.
- Static load resistance 1000 Kg.
- IK09 impact resistance.
- Temperature of contact <40°.
- Luminaire reduced height.
- All external screws are A2 stainless steel.

Floor installation

Ground installation

Wall-mounted installation

Temperature < 40°C

Static load resistance 500 Kg with plastic casing, 1000 Kg with aluminium casing


Anti-vandal feature

# **Ledplus** “stainless steel frame with screws”

## Lighting effect

Ledplus is available with various light emissions, depending on the type of application and lighting design requirements.

**Signalling**
Designed to be sturdy and inexpensive to run, these luminaires mark indoor and outdoor routes and areas, guaranteeing maximum safety and minimum visual impact.



**Floor washers**
The luminaires, positioned on walls individually or “in a line”, light the floor evenly and without glare.

**Lighting**
Compared with traditional light sources, the light output being the same, these LED luminaires guarantee significant energy savings, lower maintenance and minimal light pollution.

## Optics and lamps

Luminaires for marker lighting do not have photometric data.

**SS** - Superspot
α 8°

**WP** - Floor washers

| | |
|---|---|
| LED | 0,4 - 0,7 - 1W |
| | 2 - 3 - 6W |
| LED | 5,2W |

## LED

- **LED Single Chip**
- Colour stability
  **Mac Adam <3**
- Life
  84000 h **L80 B10**
- Color temperature:
  Neutral white **4000K**
  Warm white **3000K**
  Cool white **6000K**

## Energy saving

| lumen<br>lm | LED | QT 9 | |
|---|---|---|---|
| **240** | 3W | 20W | 85% |

(3000K) LED energy saving compared with conventional lamps

# **Ledplus** “stainless steel frame with screws”

13
STEEL

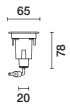


| light source | W | | lm | optic | code colour |
|---|---|---|---|---|---|
| LED | **Adjustable optic ±7°** | | | | |
| | 4000K - CRI 80 | | | | |
| | **1 W** | **350mA** | **90** | **8°** | **BB43** 13 |
| | 3000K - CRI 80 | | | | |
| | **1 W** | **350mA** | **80** | **8°** | **BB44** 13 |

Power supply only with code 9905-9907.

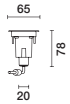


| | | | | | |
|---|---|---|---|---|---|
| LED | **Signalling** | | | | |
| | 6000K - CRI 72 | | | | |
| | **0,7 W** | **24Vdc** | **28** | | **B275** 13 |
| | 3000K - CRI 80 | | | | |
| | **0,7 W** | **24Vdc** | **22** | | **BD71** 13 |

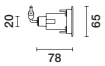


| | | | | | |
|---|---|---|---|---|---|
| LED | **Floor washer** | | | | |
| | 6000K - CRI 72 | | | | |
| | **0,4 W** | **24Vdc** | **14** | | **B285** 13 |
| | 3000K - CRI 80 | | | | |
| | **0,4 W** | **24Vdc** | **11** | | **BD72** 13 |

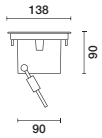


| | | | | | |
|---|---|---|---|---|---|
| LED | **Adjustable optic ±10°** | | | | |
| | 4000K - CRI 80 | | | | |
| | **3 W** | **220-240Vac** | **260** | **8°** | **BB45** 13 |
| | 3000K - CRI 80 | | | | |
| | **3 W** | **220-240Vac** | **240** | **8°** | **BB46** 13 |

Complete with power supply.
Class of Insulation II.

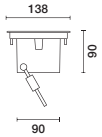


| | | | | | |
|---|---|---|---|---|---|
| LED | **Signalling** | | | | |
| | RGB DALI | | | | |
| | **5,2 W** | **24Vdc** | **42** | | **B328** 13 |

Compatible with light management systems
of the iGuzzini range illustrated on page 693.
For the system definition, refer to the instructions.

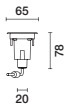


| light source | W | | lm | optic | code colour |
|---|---|---|---|---|---|
| LED | **Adjustable optic ±7°** | | | | |
| | 4000K - CRI 80 | | | | |
| | **1 W** | **350mA** | **90** | **8°** | **BB47** 13 |
| | 3000K - CRI 80 | | | | |
| | **1 W** | **350mA** | **80** | **8°** | **BB48** 13 |

Power supply only with code 9905-9907.

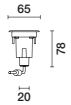


| | | | | | |
|---|---|---|---|---|---|
| LED | **Signalling** | | | | |
| | 6000K - CRI 72 | | | | |
| | **0,7 W** | **24Vdc** | **28** | | **B294** 13 |
| | 3000K - CRI 80 | | | | |
| | **0,7 W** | **24Vdc** | **22** | | **BD73** 13 |

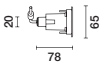


| | | | | | |
|---|---|---|---|---|---|
| LED | **Floor washer** | | | | |
| | 6000K - CRI 72 | | | | |
| | **0,4 W** | **24Vdc** | **14** | | **B304** 13 |
| | 3000K - CRI 80 | | | | |
| | **0,4 W** | **24Vdc** | **11** | | **BD74** 13 |

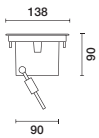


| | | | | | |
|---|---|---|---|---|---|
| LED | **Adjustable optic ±10°** | | | | |
| | 4000K - CRI 80 | | | | |
| | **3 W** | **220-240Vac** | **260** | **8°** | **BB49** 13 |
| | 3000K - CRI 80 | | | | |
| | **3 W** | **220-240Vac** | **240** | **8°** | **BB50** 13 |

Complete with power supply.
Class of Insulation II.

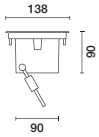


| | | | | | |
|---|---|---|---|---|---|
| LED | **Signalling** | | | | |
| | RGB DALI | | | | |
| | **5,2 W** | **24Vdc** | **42** | | **B346** 13 |

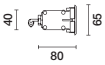


| light source | W* | | lm | length | code colour |
|---|---|---|---|---|---|
| LED | **Floor washer** | | | | |
| | 4000K - CRI 80 | | | | |
| | **2 W** | **220-240Vac** | **180** | **230** | **BB57** 13 |
| | **6 W** | **220-240Vac** | **540** | **600** | **BB59** 13 |
| | 3000K - CRI 80 | | | | |
| | **2 W** | **220-240Vac** | **170** | **230** | **BB58** 13 |
| | **6 W** | **220-240Vac** | **510** | **600** | **BB60** 13 |

Complete with power supply. Class of Insulation II.



Technical data may change with technological evolution.
For updated data please refer to our on-line catalogue.

# **Ledplus** “stainless steel frame with screws”

| accessories and installation systems | ø 65 | ø 138 | 65x65 | 138x138 | |
|---|---|---|---|---|---|
| | code colour | code colour | code colour | code colour | code colour |
| Diffusing filter | **9569** 65<br>for B281-BB43-BB44 | **9571** 65<br>for BB45-BB46-B319 | **9569** 65<br>for B300-BB47-BB48 | **9575** 65<br>for B337-BB49-BB50 | **---** --- |
| Plastic casing for installation on floor and ground + end cap - IP68 | **B975** 04 | **B981** 04 | **B978** 04 | **B984** 04 | **---** --- |
| Aluminium casing for installation on cement concrete walls + end cap | **B973** 04 | **B979** 04 | **B976** 04 | **B982** 04 | **---** --- |
| Aluminium casing for installation on floor + end cap | **B974** 04 | **B980** 04 | **B977** 04 | **B983** 04 | **---** --- |
| Aluminium casing + end cap | **---** --- | **---** --- | **---** --- | **---** --- | **B985** 04<br>for versions L=230<br>**B986** 04<br>for versions L=600 |
| Adapter for casing ø 260 - h 105 | **9579** 00<br>for B975 | **9579** 00<br>for B981 | **9579** 00<br>for B978 | **9579** 00<br>for B984 | **---** --- |
| Adapter for casing ø 357 - h 105 | **9580** 00<br>for B973-B974 | **9580** 00<br>for B979-B980 | **9580** 00<br>for B976-B977 | **9580** 00<br>for B982-B983 | **---** --- |
| Suction cup | **9583** 00 | **9583** 00 | **9583** 00 | **9583** 00 | **9583** 00 |

Measurements of the casings are shown in the table on page 588.

## components

| | code | colour |
|---|---|---|
| Electronic power supply designed to mount on a DIN standard profile 10W<br>VIN=220÷240Vac / 50÷60Hz<br>VOUT=24Vdc ±2% (SELV)<br>dim. 94x18x68h | **9908** | 00 |
| Electronic power supply designed to mount on a DIN standard profile 24W<br>VIN=90÷-260Vac / 50÷60Hz<br>VOUT=24Vdc ±2% (SELV)<br>dim. 94x36x68h | **9909** | 00 |
| Electronic power supply designed to mount on a DIN standard profile 72W<br>VIN=220÷240Vac / 50÷60Hz<br>VOUT=24Vdc ±2% (SELV)<br>dim. 95x72x68h | **9910** | 00 |
| Electronic power supply designed to mount on a DIN standard profile 96W<br>VIN=220÷240Vac / 50÷60Hz<br>VOUT=24Vdc ±2% (SELV)<br>dim. 95x72x68h | **9911** | 00 |
| Electronic power supply designed to mount on a DIN standard profile 240W<br>VIN=88÷264Vac / 50÷60Hz<br>VOUT=24÷28Vdc (SELV)<br>dim. 63x114x125h | **9912** | 00 |

| | code | colour |
|---|---|---|
| Electronic power supply 7W - IP20<br>VIN=100÷240Vac / 50÷60Hz<br>VOUT=24Vdc 350/500mA<br>dim. 42x40x22h | **9905** | 00<br>for B281-B300-BB43 BB44-BB47-BB48 |
| Electronic power supply 17W - IP20<br>Vin=110÷240Vac / 50÷60Hz<br>Vout=48Vdc 350mA<br>dim. 38x122x28h | **9907** | 00<br>for B281-B300-BB43 BB44-BB47-BB48 |
| 4-channel LED driver with DALI-DMX 720W control<br>VIN=12÷48Vdc<br>VOUT=5-12-24-48V<br>dim. 153x50x23h | **9639** | 00 |
| Box for power supplies IP67<br>dim. 140x230x95h | **9582** | 00<br>for 9908-9909-9910-9911 |
| Connector block without transformer IP68<br>dim. 135x82x70h | **B915** | 04 |
| Watertight connector kit IP68 | **9581** | 04 |

# Ledplus

## “all glass” version

| circular recessed | wall-mounted installation | floor installation | wall/floor installation |
|---|---|---|---|
| | **6941** | **6942** | **6943** |
|  ø 60 | 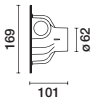  | | |
| | **6947** | **6948** | **6949** |
| ø 130 | 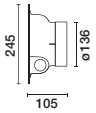  | 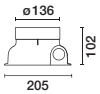  | |

| square recessed | wall-mounted installation | floor installation | wall/floor installation |
|---|---|---|---|
| | **6944** | **6945** | **6946** |
| ⧄ 60 | 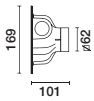  | | |
| | **6950** | **6951** | **6952** |
| ⧄ 130 | 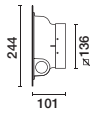  | 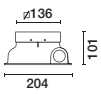  | |

## “stainless steel frame” version

| circular recessed | installation on plasterboard walls | installation on concrete walls | floor installation |
|---|---|---|---|
| | **6940** | **6938** | **6939** |
| ø 28 | | | |

| circular recessed | wall-mounted installation | wall/floor installation |
|---|---|---|
| | **6941** | **6943** |
| ø 68 | 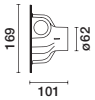  | |

## “stainless steel frame with screws” version

| circular recessed | wall-mounted installation | floor installation | wall/floor/ground installation |
|---|---|---|---|
| | **B973** | **B974** | **B975** |
| ø 65 | 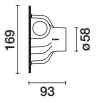  | 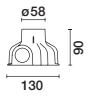  | 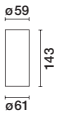  |
| | **B979** | **B980** | **B981** |
| ø 138 | 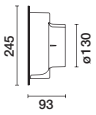  | 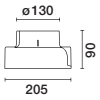  | 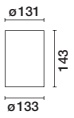  |

| square recessed | wall-mounted installation | floor installation | wall/floor/ground installation |
|---|---|---|---|
| | **B976** | **B977** | **B978** |
| ⧄ 65 | 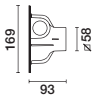  | 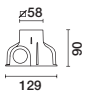  | |
| | **B982** | **B983** | **B984** |
| ⧄ 138 | 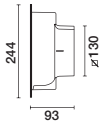  | 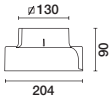  | 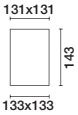  |

| linear recessed | wall-mounted installation | wall-mounted installation |
|---|---|---|
| | **B985** | **B986** |
| | | |
| | **L=227** | **L=597** |

Scandicci Tramway Station - Scandicci, Italy

Architectural project: Rogers Stirk Habour + Partners Limited
Local architect and art direction: Dastudio
Photo: Giuseppe Saluzzi

# New WaterApp

## Features

IP68 IK07

- IP68 recessed LED luminaire for permanent immersion at max. 10 m.
- AISI 316L stainless steel body to guarantee maximum reliability over time also in areas with high salinity level; transparent colourless tempered sealing glass with 5 mm thickness; silicone seal gasket; 2x0.5 NS20N (monochromatic versions), 6x0.5 NS20N (RGB versions) power supply cable with L=6000 mm.
- All screws are A2 stainless steel.

## Optics and lamps



**M** - Medium
α 25°

**WF** - Wide Flood
α 40°

| | |
|---|---|
| LED | 1,2 - 3,6 -7,2W |
| LED | 3,5 - 10,5 - 21W |

## Versions

Floodlight with brackets also available in two sizes. See page 542

ø 83

ø 105

New **WaterApp**

13
STEEL

new
Available for order

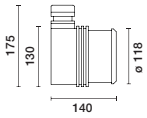


| light source | W | lm | optic | code colour |
|---|---|---|---|---|
| LED new | 4000K - CRI 73 | | | |
| | 1,2 W | 107 | 25° | **BH93** 13 |
| | 1,2 W | 107 | 40° | **BH94** 13 |
| | 6000K - CRI 74 | | | |
| | 1,2 W | 130 | 25° | **BH95** 13 |
| | 1,2 W | 130 | 40° | **BH96** 13 |
| | RGB | | | |
| | 3,5 W | 280 | 25° | **BH97** 13 |
| | 3,5 W | 280 | 40° | **BH98** 13 |

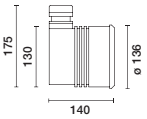


| light source | W | lm | optic | code colour |
|---|---|---|---|---|
| LED new | 4000K - CRI 73 | | | |
| | 3,6 W | 320 | 25° | **BH99** 13 |
| | 3,6 W | 320 | 40° | **BI00** 13 |
| | 6000K - CRI 74 | | | |
| | 3,6 W | 390 | 25° | **BI01** 13 |
| | 3,6 W | 390 | 40° | **BI02** 13 |
| | RGB | | | |
| | 10,5 W | 860 | 25° | **BI03** 13 |
| | 10,5 W | 860 | 40° | **BI04** 13 |

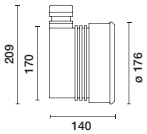


| light source | W | lm | optic | code colour |
|---|---|---|---|---|
| LED new | 4000K - CRI 73 | | | |
| | 7,2 W | 642 | 25° | **BI05** 13 |
| | 7,2 W | 642 | 40° | **BI06** 13 |
| | 6000K - CRI 74 | | | |
| | 7,2 W | 780 | 25° | **BI07** 13 |
| | 7,2 W | 780 | 40° | **BI08** 13 |
| | RGB | | | |
| | 21 W | 1600 | 25° | **BI09** 13 |
| | 21 W | 1600 | 40° | **BI10** 13 |

Compatible with light management systems
of the iGuzzini range illustrated on page 693.
For the system definition, refer to the instructions.

## installation systems

| | ø 118 | | ø 136 | | ø 176 | |
|---|---|---|---|---|---|---|
| | code | colour | code | colour | code | colour |
| Outer casing for installation in masonry swimming pools | **BZL8** | 04 | **BZL9** | 04 | **BZM0** | 04 |
| Kit for installation in textile swimming pools | **BZM1** | 00 | **BZM2** | 00 | **BZM3** | 00 |

## components

| | code | colour |
|---|---|---|
| Electronic power supply 8 W - IP20<br>Vin=100÷240Vac / 50÷60Hz<br>Vout=24Vdc 350mA<br>dim. 35x68x22h | **MX48** | 00 |
| Electronic power supply 17 W - IP20<br>Vin=110÷240Vac / 50÷60Hz<br>Vout=48Vdc 350mA<br>dim. 38x122x28h | **9907** | 00 |
| Electronic power supply DALI 50 W<br>Vin=220÷240Vac / 50÷60Hz<br>Vout=74Vdc 350mA<br>Vout=70Vdc 700mA<br>Vout=48Vdc 1050mA<br>dim. 125x80x22h | **BZM4** | 00 |

| | code | colour |
|---|---|---|
| Driver Group - Class II<br>220-240Vac<br>Composed of DALI 350mA control interface and 30 W 28Vdc electronic power supply.<br>Occupies 3 DALI addresses. | **9856**<br>for BI03-BI04-BH97-BH98 | 00 |
| Driver Group - Class II<br>220-240Vac<br>Composed of DMX-RDM control interface and 30 W 28Vdc electronic power supply. | **X001**<br>for BI03-BI04-BH97-BH98 | 00 |
| Driver group for recessed RGB DALI 220-240 Vac<br>- Includes DALI 500/600mA interface and 30 W 28Vdc electronic ballast.<br>- Occupies 3 DALI addresses | **SP07**<br>for BI09-BI10 | 00 |

pinterest.com/iguzzini

# Walky - Miniwalky

design Mario Cucinella

## Features

IP66 IK05 (IK10 with louvre)

- Wall-recessed installation.
- Composed of component-holder compartment, frame and diffuser.
- General and floor washer lighting.
- High visual comfort.
- Die-cast aluminium external frame; glass safety screen; perimeter gasket made of EPDM; PG11 cable clamp.
- Control gear plate enclosed in a thermoplastic box, complete with a safety cover.
- Power supply with 2-pole quick-connecting terminals. Electromagnetic cables (Walky).
- Printed circuit board complete with 7x1.2W LED warm white 3100K (Miniwalky).
- All screws are A2 stainless steel.

## LED

- **LED Single Chip**
- Colour stability **Mac Adam <3**
- Life 50000 h **L80 B10**
- Color temperature: Neutral white **4000K** Warm white **3000K**

## Energy saving

| lumen lm | LED | QR CBC 51 | ENERGY SAVING |
|---|---|---|---|
| **840** | 6,9W | 35W | 80% |

(3000K) LED energy saving compared with conventional lamps

Pangu Plaza Hotel - Beijing, China

Architectural project: C.Y. Lee Architects
Lighting project: Studio Metis - Marinella Patetta and BPI- Brandston Partnership Inc
Photo: Lv Hengzhong

# Walky - Miniwalky

04 BLACK
15 GREY

| light source | W | length | code colour |
|---|---|---|---|
| | **General lighting** | | |
| **TC-L** (2G11) | Electronic | | |
| | **18 W** | **318** | **7131** 04-15 |

| light source | W* | lm | length | code colour |
|---|---|---|---|---|
| LED | **General lighting** | | | |
| | 3000K - CRI 80<br>Complete with power supply | | | |
| | **6,9 W** | **840** | **260** | **BG01** 04-15 |
| | Class of Insulation I | | | |

| light source | W | length | code colour |
|---|---|---|---|
| | **Floor washer** | | |
| **TC-L** (2G11) | Electronic | | |
| | **18 W** | **318** | **7133** 04-15 |

| light source | W* | lm | length | code colour |
|---|---|---|---|---|
| LED | **Floor washer** | | | |
| | 3000K - CRI 80<br>Complete with power supply | | | |
| | **6,9 W** | **840** | **260** | **BG03** 04-15 |
| | Class of Insulation I | | | |

## installation systems

| | code | colour |
|---|---|---|
| Casing | **BZH3** | 04 |
| | for 7131-7133 | |
| | **BZH2** | 04 |
| | for BG01-BG03 | |

Königsplatz Augsburg - Tram and bus station
Augsburg, Germany

Architectural project: Atelier PK Architekten, Berlino
Lighting project: Schlotfeldt Licht, Berlino
Photo: Lothar Reichel

Technical data may change with technological evolution.
For updated data please refer to our on-line catalogue.

pinterest.com/iguzzini
Wolf

# iRound

design Maurizio Varratta

## Features

IP66 IK07

- Luminaire with direct emission for use with LEDs, halogen, metal halide and fluorescent lamps.
- Recessed installation into the ceiling.
- High visual comfort.
- Composed of (circular) optical assembly, frame, lateral component box and outer casing to be ordered separately, if necessary.
- Aluminium alloy optical assembly and frame; sodium-calcium tempered glass, secured to the frame with silicone; 99.96% superpure aluminium reflectors; the lateral component holder box and top end cap are made of plastic (small body) or aluminium alloy (large body); complete with a silicone internal gasket to guarantee watertightness.
- Outer casing for concrete false ceilings made of black-painted pre-galvanized steel sheet complete with end cap and threaded bar.
- Versions with multiwatt ballasts available.
- Adjustable optics.
- Luminaire reduced height.
- Luminaire ready for pass-through wiring.
- All external screws are A2 stainless steel.

Installation of concrete



Installation in false ceiling from 5 to 60 mm

Safety cable

LED

- **LED C.o.B.**
- Colour stability **Mac Adam <3**
- Life 50000 h **L80 B10**
- Color temperature: Neutral white **4000K** Warm white **3000K**

## Energy saving

| lumen lm | LED | QR CBC 51 | | HIT-CE | |
|---|---|---|---|---|---|
| **1450** | 12W | 2x35W | 83% | - | - |
| **2300** | 23W | 3x50W | 84% | 35W | 34% |

(3000K) LED energy saving compared with conventional lamps

# iRound

The accessories allow the features of the lighting produced by the single luminaire to be altered, for highly professional lighting effects.
The combination of filters allows the lamp color features to be changed, to make the most of the objects lit or the space.

Optical assembly and frame made of aluminium alloy

Refractor for elliptical distribution of the light flow

Prismatic glass diffuser for LED

Glass diffuser

Spill ring for adjustable Spot optic

Spill ring for fixed Flood optic

The stainless steel cover fits over the aluminium front frame, to give cleaner lines.

# iRound

## Optics and lamps

**S** - Spot
α 10°-12°

**M** - Medium
α 16°

**F** - Flood
α 38°

**WF** - Wide Flood
α 50°-54°

**VWF** - Very Wide Flood α 88°

**WW** - Wall Washer

**E** - Elliptical*

| | | | |
|---|---|---|---|
| LED | 12 - 19 - 23 - 31W | QR-CBC 51 | 35 - 50W |
| HIT-CE | 35 - 70 - 150W | HI-PAR 51-CE | 20 - 35W |
| TC-TEL | 26 - 32W | | |

* Elliptical optic is obtained by installing the respective accessories.

The wide range of optics guarantees extreme versatility, making iRound the ideal product to meet different lighting requirements: the fixed flood optic, adjustable spot optic and wall-washer optic, plus two optics derived from them, a blade-of-light optic and an elliptical optic (with the use of specific accessories) allow to create suitable lighting directions for all settings.

Fixed

Adjustable

Wall Washer

## Visual comfort

Cut-off angles with and without spill ring

| Spill-ring | Cut Off | α |
|---|---|---|
| | 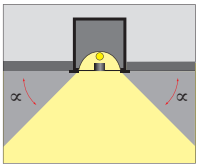 | 45° |
| No spill-ring | 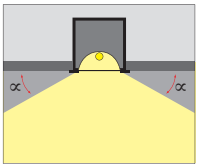 | 35° |

The screening angles data relate to luminaires with large body with adjustable Spot optic.
For data relating to Flood (F) optics, consult:
http://products.iguzzini.com

# iRound

15
GREY

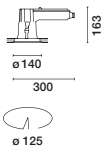


| light source | W | lm | optic | code colour |
|---|---|---|---|---|
| | **Adjustable optic ±15°** | | | |
| **QR CBC 51** (GU5,3) | Electronic | | | |
| | **35 W** max **12 V** (Energy Saver) | | | **BE51** 15 |
| | **50 W** max **12 V** (Standard) | | | |
| **HI-PAR51-CE** (GX10) | Electronic | | | |
| | **20 W** | | | **BE49** 15 |
| | **35 W** | | | **BE50** 15 |

Class of Insulation II

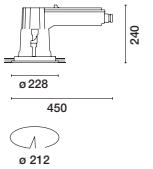


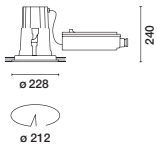


| light source | W | lm | optic | code colour |
|---|---|---|---|---|
| | **Fixed optic** | | | |
| **HIT-CE** (G12) | Electronic | | | |
| | **35 W** | | **50°** | **BE66** 15 |
| | **35 W** | | **WW** | **BE63** 15 |
| | **70 W** | | **50°** | **BE57** 15 |
| | **70 W** | | **WW** | **BE64** 15 |
| **TC-TEL** (GX24q-3) | Multiwatt electronic | | | |
| | **26/32 W** | | **88°** | **BE67** 15 |
| | **Adjustable optic ±20°** | | | |
| **HIT-CE** (G12) | Electronic | | | |
| | **35 W** | | **10°** | **BE65** 15 |
| | **70 W** | | **10°** | **BE56** 15 |
| **HIT-CE** (G12) | **Fixed optic** | | | |
| | **150 W** | | **50°** | **BE59** 15 |
| | **Adjustable optic ±20°** | | | |
| | **150 W** | | **12°** | **BE58** 15 |

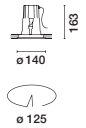


LED

| | | | | |
|---|---|---|---|---|
| | **Fixed optic** | | | |
| | 4000K - CRI 80 - C.o.B. | | | |
| | **12 W** | **1500** | **16°** | **BV26** 15 |
| | **12 W** | **1500** | **38°** | **BV28** 15 |
| | 3000K - CRI 80 - C.o.B. | | | |
| | **12 W** | **1450** | **16°** | **BV27** 15 |
| | **12 W** | **1450** | **38°** | **BV29** 15 |

Complete with power supply and exit cable.

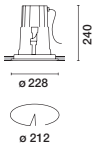


LED

| | | | | |
|---|---|---|---|---|
| | **Fixed optic** | | | |
| | 4000K - CRI 80 - C.o.B. | | | |
| | **23 W** | **3150** | **16°** | **BV36** 15 |
| | **23 W** | **3150** | **54°** | **BV38** 15 |
| | **23 W** | **3150** | **WW** | **BV40** 15 |
| | 3000K - CRI 80 - C.o.B. | | | |
| | **23 W** | **2300** | **16°** | **BV37** 15 |
| | **23 W** | **2300** | **54°** | **BV39** 15 |
| | **23 W** | **2300** | **WW** | **BV41** 15 |
| | **Adjustable optic ±20°** | | | |
| | 4000K - CRI 80 | | | |
| | **12 W** | **1450** | **12°** | **BV34** 15 |
| | 3000K - CRI 80 | | | |
| | **12 W** | **1400** | **12°** | **BV35** 15 |

Complete with power supply and exit cable.

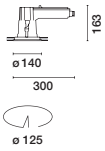


LED

| | | | | |
|---|---|---|---|---|
| | **Fixed optic** | | | |
| | 4000K - CRI 80 - C.o.B. DALI | | | |
| | **19 W** | **2300** | **16°** | **BV30** 15 |
| | **19 W** | **2300** | **38°** | **BV32** 15 |
| | 3000K - CRI 80 - C.o.B. DALI | | | |
| | **19 W** | **2200** | **16°** | **BV31** 15 |
| | **19 W** | **2200** | **38°** | **BV33** 15 |

Complete with box with power supply
and two cable inlets for pass-through wiring.

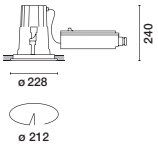


LED

| | | | | |
|---|---|---|---|---|
| | **Fixed optic** | | | |
| | 4000K - CRI 80 - C.o.B. DALI | | | |
| | **31 W** | **3900** | **54°** | **BV42** 15 |
| | 3000K - CRI 80 - C.o.B. DALI | | | |
| | **31 W** | **3700** | **54°** | **BV43** 15 |

Complete with box with power supply
and two cable inlets for pass-through wiring.

# iRound

| accessories | ø 140 code | ø 140 colour | ø 228 code | ø 228 colour |
|---|---|---|---|---|
| Refractor for elliptical distribution | **MW84** | 24 | **4492** | 24<br>no for Wall Washer |
| Prismatic glass diffuser | **MW85** | 24<br>for LED version | **X009** | 24<br>for LED version |
| Diffusing filter | **MW86** | 65 | **4493** | 65<br>no for Wall Washer |
| Stainless steel frame | **MW83** | 13 | **MW88** | 13 |
| Spill ring for adjustable Spot optic | **---** | --- | **6879** | 04<br>for BE56-BE58-BE65 |
| Spill ring for fixed Flood optic | **---** | --- | **6880** | 04<br>for BE57-BE59-BE66 |

| | ø 140 code | ø 140 colour | ø 228 code | ø 228 colour |
|---|---|---|---|---|
| Case for concrete ceilings<br>Recommended grain-size of inert materials for concrete 0÷25 mm | **MW87** | 04 | **MW89** | 04 |
| Adapter disk<br>For installation of downlighters flush with concrete ceilings. Not to be used with optional stainless steel frame. | **MW90** | 00<br>for MW87 | **MW91** | 00<br>for MW89 |
| Safety cable L=2000 | **MWK6** | 00 | **MWK6** | 00 |
| Connection box IP67 | **1180** | 15<br>for BV26-BV27-BV28-BV29 | **1180** | 15<br>for BV34-BV35-BV36-BV37 BV38-BV39-BV40-BV41 |
| 2-way connector with 2-pin terminal board | **BZH0** | 00<br>for BV26-BV27-BV28-BV29 | **BZH0** | 00<br>for BV34-BV35-BV36-BV37 BV38-BV39-BV40-BV41 |



Photo: Photofoyer/©Viewpictures

pinterest.com/iguzzini

# Laser Blade InOut



## Features

IP65 IK06

- Recessed installation in false ceilings with 1 to 25 mm thickness or concrete ceilings with outer case.
- Flush installation with accessory in false ceilings with 12.7 mm or 15 mm thickness.
- Main body with radiant surface made of die-cast aluminium; extruded aluminium frame with silk-screened protection glass.
- Available in version with black frame.
- High-definition optics made of metallised thermoplastic material, integrated in the innovative black anti-glare screen that defines emission with luminance control UGR<19.
- The special configuration of the optical system delivers a precise circular distribution without punctiform effect.
- High visual comfort.
- Installation without tools.

Compact size

Visual comfort
UGR<19

## Optics and lamps

**S** - Spot
α 12°

**F** - Flood
α 28°

**WF** - Wide Flood
α 46°

| | |
|---|---|
| LED | 4,1 - 10W |
| | 21 - 31W |

# Laser Blade InOut

LED

- **LED Single Chip**
- Colour stability
  **Mac Adam <3**
- Life
  100000 h **L80 B10**
- Color temperature:
  Neutral white **4000K**
  Warm white **3000K**
  Warm white **2700K**

## Energy saving

| lumen lm | LED | QR CBC 51 | | HIT-CE | |
|---|---|---|---|---|---|
| **950** | 10W | 50W | 80% | - | - |
| **1900** | 21W | 2x50W | 79% | - | - |
| **2800** | 31W | 3x50W | 79% | 35W | 11% |

(3000K) LED energy saving compared with conventional lamps

## Installations

Frame recessed

Flush to ceiling recessed



Flush installation on plasterboard false ceilings with optional frame.

## Range



# Laser Blade InOut

47 WHITE/BLACK
74 GREY/BLACK

new
Available for order

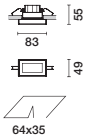


| light source | W | lm | optic | code colour |
|---|---|---|---|---|
| LED new | 4000K - CRI 83 | | | |
| • | 4,1 W | 380 | 28° | **BX55** 47-74 |
| | 3000K - CRI 83 | | | |
| | 4,1 W | 380 | 28° | **BX56** 47-74 |
| | 2700K - CRI 97 | | | |
| | 4,1 W | 300 | 28° | **BX57** 47-74 |

Class of Insulation III
Power supply to be ordered separately

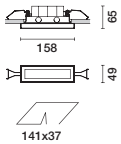


| light source | W | lm | optic | code colour |
|---|---|---|---|---|
| LED new | Complete with power supply | | | |
| | 4000K - CRI 83 | | | |
| • | 10 W | 950 | 46° | **BX58** 47-74 |
| | 3000K - CRI 83 | | | |
| | 10 W | 950 | 12° | **BX59** 47-74 |
| | 10 W | 950 | 46° | **BX60** 47-74 |
| | 2700K - CRI 97 | | | |
| | 10 W | 780 | 12° | **BX61** 47-74 |
| | 10 W | 780 | 46° | **BX62** 47-74 |
| | 4000K - CRI 83 - DALI | | | |
| • | 10 W | 950 | 46° | **BX63** 47-74 |
| | 3000K - CRI 83 - DALI | | | |
| | 10 W | 950 | 12° | **BX64** 47-74 |
| | 10 W | 950 | 46° | **BX65** 47-74 |
| | 2700K - CRI 97 - DALI | | | |
| | 10 W | 780 | 12° | **BX66** 47-74 |
| | 10 W | 780 | 46° | **BX67** 47-74 |

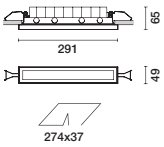


| light source | W | lm | optic | code colour |
|---|---|---|---|---|
| LED new | Complete with power supply | | | |
| | 4000K - CRI 83 | | | |
| • | 21 W | 1900 | 46° | **BX68** 47-74 |
| | 3000K - CRI 83 | | | |
| | 21 W | 1900 | 12° | **BX69** 47-74 |
| | 21 W | 1900 | 46° | **BX70** 47-74 |
| | 2700K - CRI 97 | | | |
| | 21 W | 1550 | 12° | **BX71** 47-74 |
| | 21 W | 1550 | 46° | **BX72** 47-74 |
| | 4000K - CRI 83 - DALI | | | |
| • | 21 W | 1900 | 46° | **BX73** 47-74 |
| | 3000K - CRI 83 - DALI | | | |
| | 21 W | 1900 | 12° | **BX74** 47-74 |
| | 21 W | 1900 | 46° | **BX75** 47-74 |
| | 2700K - CRI 97 - DALI | | | |
| | 21 W | 1550 | 12° | **BX76** 47-74 |
| | 21 W | 1550 | 46° | **BX77** 47-74 |

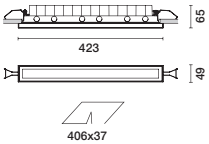


| light source | W | lm | optic | code colour |
|---|---|---|---|---|
| LED new | Complete with power supply | | | |
| | 4000K - CRI 83 | | | |
| • | 31 W | 2800 | 46° | **BX78** 47-74 |
| | 3000K - CRI 83 | | | |
| | 31 W | 2800 | 12° | **BX79** 47-74 |
| | 31 W | 2800 | 46° | **BX80** 47-74 |
| | 2700K - CRI 97 | | | |
| | 31 W | 2300 | 12° | **BX81** 47-74 |
| | 31 W | 2300 | 46° | **BX82** 47-74 |
| | 4000K - CRI 83 - DALI | | | |
| • | 31 W | 2800 | 46° | **BX83** 47-74 |
| | 3000K - CRI 83 - DALI | | | |
| | 31 W | 2800 | 12° | **BX84** 47-74 |
| | 31 W | 2800 | 46° | **BX85** 47-74 |
| | 2700K - CRI 97 - DALI | | | |
| | 31 W | 2300 | 12° | **BX86** 47-74 |
| | 31 W | 2300 | 46° | **BX87** 47-74 |



Technical data may change with technological evolution.
For updated data please refer to our on-line catalogue.

# Laser Blade InOut

installation systems and components

| | code | colour |
|---|---|---|
| Outer case with adapter for flush installation on concrete ceilings | **X111** for BX55-BX56-BX57 | 00 |
| | **X112** for BX58-BX59-BX60-BX61 BX62-BX63-BX64-BX65 BX66-BX67 | 00 |
| | **X113** for BX68-BX69-BX70-BX71 BX72-BX73-BX74-BX75 BX76-BX77 | 00 |
| | **X114** for BX78-BX79-BX80-BX81 BX82-BX83-BX84-BX85 BX86-BX87 | 00 |
| Frame for flush installation on plasterboard false ceilings | **X115** for BX55-BX56-BX57 | 00 |
| | **X116** for BX58-BX59-BX60-BX61 BX62-BX63-BX64-BX65 BX66-BX67 | 00 |
| | **X117** for BX68-BX69-BX70-BX71 BX72-BX73-BX74-BX75 BX76-BX77 | 00 |
| | **X118** for BX78-BX79-BX80-BX81 BX82-BX83-BX84-BX85 BX86-BX87 | 00 |

| | code | colour |
|---|---|---|
| Electronic power supply 17 W 700mA<br>Max 3 products connected | **MXF9** | 00 |
| Electronic power supply DALI 50 W 700mA<br>Max 10 products connected | **BZM4** | 00 |
| Electronic power supply IP67 15 W 700mA<br>Max 3 products connected | **X119** | 00 |
| Electronic power supply IP67 30 W 700mA<br>Max 7 products connected | **X120** | 00 |
| Box for power supplies IP67<br>dim. 140x230x95h | **9582** | 00 |
| Connector IP68<br>Suitable for cables 2x2,5 $mm^2$ | **BZK6** | 00 |
| Connector block IP68 | **BZG8** | 00 |
| Watertight connector kit IP68 | **9581** | 04 |
| Suction cup<br>to pull out products installed flush to the ceiling | **9583** | 00 |

pinterest.com/iguzzini
STOP

# Bollards and Systems for residential areas

## Bollards

**608** iTeka
**LED**

**612** iWay
**LED**

**612** iWay
**LED**



**612** iWay
**LED**



**612** iWay
**LED**

**616** Pencil
**LED**

**616** Pencil
**LED**

## Systems for residential areas

New

**619** iPoint
**LED**

**621** Zyl
bollard
**LED**

**621** Zy
ceiling-mounted
**LED**

**621** Zyl
wall-mounted
**LED**

**624** Typha
**LED**

**626** Outer
bollard
**LED**

New

**628** Outer
wall-mounted
**LED**

New

**628** Outer oblique
bollard
**LED**

New

**628** Outer oblique
wall-mounted
**LED**

**631** Glim Cube
bollard
**LED**

**631** Glim Cube
wall-mounted
**LED**

**631** Glim Cube
wall-mounted
**LED**

**631** Glim Cube
wall-mounted
**LED**

**635** iFace
bollard

**635** iFace
wall/ceiling-mounted

**637** Ellipse
bollard
**LED**

**637** Ellipse
wall/ceiling-mounted
**LED**



**639** Bliz

Milan Expo 2015 - Milan, Italy

iGuzzini illuminazione official Technical Partner of Enel on the Lighting Solutions for Expo 2015
Photo: Paolo Carlini

# iTeka

design Mario Cucinella



## Features

IP66 IK09

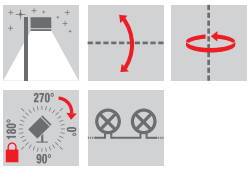


- Direct light luminaire for use with discharge, fluorescent, halogen lamps and LEDs.
- Available for the following versions: pole (h=1000-2500), wall-mounted, shop windows, and ground/pavement.
- Die-cast aluminium optical assembly and frame; 4 mm thick transparent tempered sodium-calcium closing glass, secured to the frame with silicone; frame fixed to assembly by two AISI 304 stainless steel captive screws and two AISI 303 stainless steel hinged pins; 50 Shore silicone seal between them; super-pure aluminium reflector.
- Pole versions have: support made of extruded aluminium, fastening plate and cover made of die-cast aluminium alloy.
- Wall-mounted versions composed of: die-cast aluminium alloy base and arm for show windows made of extruded aluminium.
- Optical assembly double adjustability with graduated scale and mechanical aiming lock.
- Luminaire ready for pass-through wiring.
- Class II luminaire, set up for class I.
- There is no light dispersion into the upper hemisphere above this luminaire.
- All external screws are in A2 stainless steel.

The accessories allow the features of the lighting produced by the single luminaire to be altered, for highly professional lighting effects.

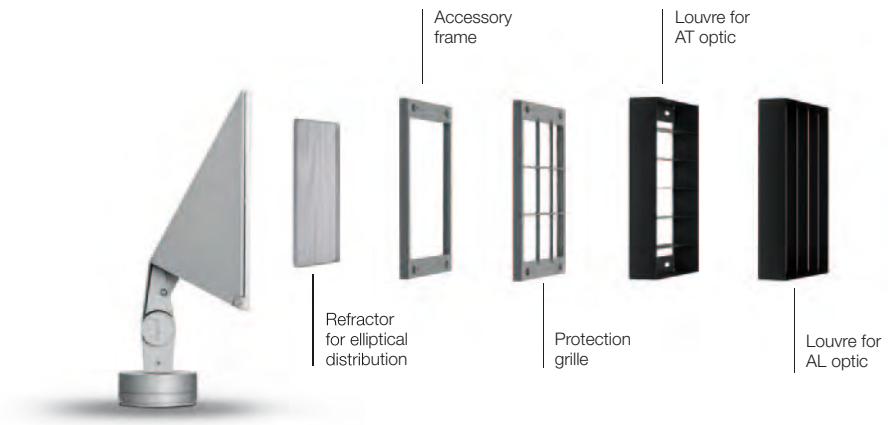

# iTeka

LED

- **LED Single Chip**
- Colour stability
  **Mac Adam <3**
- Life
  50000 h **L90 B10**
- Color temperature:
  Neutral white **4000K**
  Warm white **3000K**

## Energy saving

| lumen lm | LED | QR CBC 51 | |
|---|---|---|---|
| **1400** | 17W | 75W | 77% |

(3000K) LED energy saving compared with conventional lamps

## Lighting distribution

The ST1 optic allows significant lighting design performance on h2500 bollards.

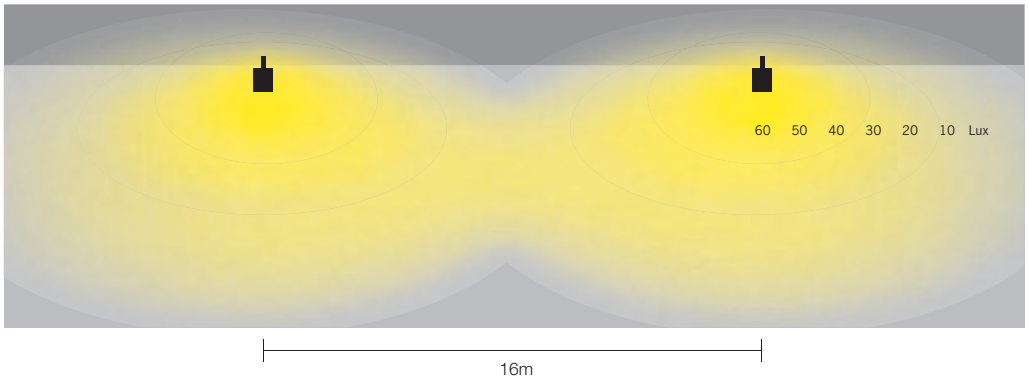


## Versions

iTeka is available in the following versions: bollard, floodlight and floodlight with arm, pole-mounted ((h3500/6000) presented on page 375.

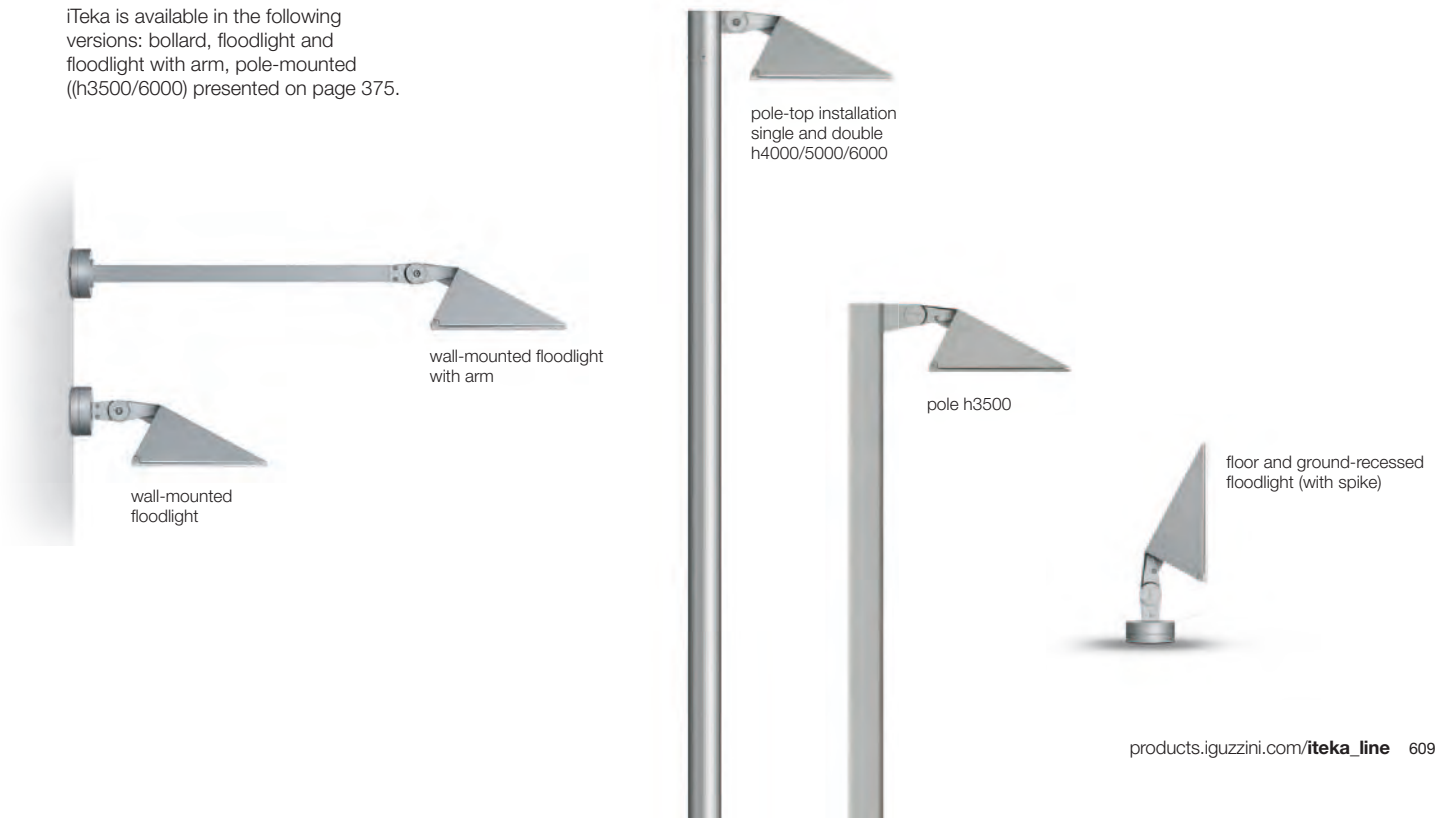

# iTeka



15
GREY




| light source | W | lm | h | optic | code colour |
|---|---|---|---|---|---|
| LED | **Floodlight complete with pole** | | | | |
| | **Multipower** | | | | |
| | 4000K - CRI 70 | | | | |
| | **17 W** | **1620** | **1000** | **ST1** | **BU42** 15 |
| | **17 W** | **1520** | **2500** | **ST1C** | **BU43** 15 |
| | 3000K - CRI 70 | | | | |
| | **17 W** | **1490** | **1000** | **ST1** | **BV17** 15 |
| | **17 W** | **1400** | **2500** | **ST1C** | **BV18** 15 |

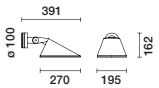


| | | | | |
|---|---|---|---|---|
| | **Floodlight with base** | | | |
| **QT-DE 12 ES** (R7s) | **150 W max** | | **AT** | **B787** 15 |
| **TC-TEL** (GX24q-1) | Electronic | | | |
| | **13 W** | | **AT** | **B790** 15 |
| **HIT-CE** (G12) | Electronic | | | |
| | **35 W** | | **AT** | **B789** 15 |
| **HIT-TC-CE** (G8,5) | Electronic | | | |
| | **35 W** | | **AL** | **BA04** 15 |

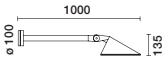


| | | | |
|---|---|---|---|
| | **Floodlight with arm** | | |
| **HIT-CE** (G12) | Electronic | | |
| | **35 W** | **AT** | **B797** 15 |
| **HIT-TC-CE** (G8,5) | Electronic | | |
| | **35 W** | **AL** | **B798** 15 |

## accessories and installation systems

| | code | colour |
|---|---|---|
| Diffusing glass to be fitted with accessory-holder frame | **B997** | 65 |
| Accessory-frame | **B996** | 15 |
| Protection grille<br>Can also be fitted with accessory-holder frame | **B993** | 15 |
| Louvre for AL optic<br>Can also be fitted with accessory-holder frame | **B994** | 04 |
| Louvre for AT optic<br>Can also be fitted with accessory-holder frame | **B995** | 04<br>for B787-B789-B790 B797-B798-BA04 |
| Fixing plate with anchors for application on concrete plinth | **B518** | 00<br>for BU42-BV17 |

| | code | colour |
|---|---|---|
| Spike for ground application | **B989** | 00<br>for B787-B789-B790-BA04 |
| Kit for fixing on concrete, solid brick and natural stone | **5596** | 00<br>for BU42-BU43-BV17-BV18 |
| Kit for fixing on concrete, solid brick and natural stone | **5595** | 00<br>for B787-B789-B790 B797-B798-BA04 |
| Support for attaching to pole ø 40÷60 mm<br>Support for installation of one or two floodlights | **1190** | 15<br>for B787-B789-B790-BA04 |
| IP66 box for pass-through cables | **B510** | 00<br>for BU42-BV17 |

Lalique Museum - Wingen-sur-Moder, France

Architect and museographer: Wilmotte & Associés SA
Associated architect: atelier d'architecture Chiodetti et Crupi
Landscaper: Neveux et Rouyer
Photo: Didier Boy de la Tour

Technical data may change with technological evolution.
For updated data please refer to our on-line catalogue.

pinterest.com/iguzzini

# iWay

design Jean Michel Wilmotte

## Features

IP66 IK10

- Direct light luminaire for use with metal halide, compact fluorescent lamps and LEDs.
- The fixture is installed in the ground.
- iWay has a body and lamp compartment.
- High visual comfort.
- Extruded aluminium body; low copper content die-cast aluminium alloy base for fixing to the ground; transparent polycarbonate diffuser; sheet aluminium lamp cover guard; super-pure aluminium reflector.
- Aluminium component-holding box, die-cast (ø 170 mm) or extruded (ø 90 mm versions); removable component-holding plate, fixed to the box by captive screws.
- Anchor base has Geomet-treated clamps, which are an extra guarantee against corrosion (to be ordered separately).
- Temperature of contact <75°.
- All screws are A2 stainless steel.

Anti-vandalism diffuser and structure

Resistant to uprooting

Temperature <75°

Satin-finished screen (it mitigates the shadow area at the bollard base)

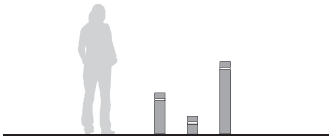

## Versions

| ø 170 | ø 90 | ø 170 | ø 90 | ⧄ 170 | ⧄ 90 |
|---|---|---|---|---|---|
| h 250 | h 610 | h 720 | h 653 | h 250 | h 610 |
| h 610 | h 1000 | h 1110 | h 1043 | h 610 | h 1000 |
| h 1000 | | | | h 1000 | |

# iWay

LED

- **LED Single Chip**
- Colour stability
  **Mac Adam <3**
- Life
  66000 h **L80 B10**
- Color temperature:
  Neutral white **4000K**
  Warm white **3000K**

## Energy saving

| lumen lm | LED | QR CBC 51 | |
|---|---|---|---|
| **350** | 4,9W | 20W | 76% |
| **1750** | 21W | 75W | 72% |

(3000K) LED energy saving compared with conventional lamps

## Lighting distribution

The iWay symmetrical optic on h1000 bollards allows considerable lighting design performance.

The 360° light flow can be contained or guided with special orientation screens that can restrict the emission as reduced angles or as a thin blade of light.


360° emission


Screen for asymmetrical 180° emission


Screen for emission 90°+90°


Screen for 180° emission + light blade

# iWay

15
GREY

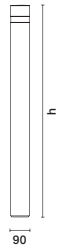


| light source | W | lm | h | code colour |
|---|---|---|---|---|
| LED | 4000K - CRI 75 | | | |
| | 4,9 W | 403 | 610 | **BG19** 15 |
| | 3000K - CRI 80 | | | |
| | 4,9 W | 350 | 610 | **BG20** 15 |
| HIT-CE (PGJ5) | Electronic | | | |
| | 20 W | | 610 | **B468** 15 |
| | 20 W | | 1000 | **B472** 15 |






| light source | W | h | code colour |
|---|---|---|---|
| TC-DEL (G24q-1) | Electronic | | |
| | 13 W | 653 | **B479** 15 |
| | 13 W | 1043 | **B480** 15 |

Complete with cylinder decorative

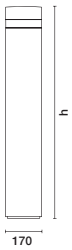


| | | | | |
|---|---|---|---|---|
| LED | 4000K - CRI 80 | | | |
| | 21 W | 1850 | 250 | **BW74** 15 |
| | 21 W | 1850 | 610 | **BW76** 15 |
| | 21 W | 1850 | 1000 | **BW78** 15 |
| | 3000K - CRI 80 | | | |
| | 21 W | 1750 | 250 | **BW75** 15 |
| | 21 W | 1750 | 610 | **BW77** 15 |
| | 21 W | 1750 | 1000 | **BW79** 15 |
| HIT-CE (G12) | Electronic | | | |
| | 35 W | | 250 | **BG25** 15 |
| | 35 W | | 610 | **B462** 15 |
| | 35 W | | 1000 | **B465** 15 |
| | 70 W | | 1000 | **B466** 15 |

BLV "Colorlite TopSpot" can be used for B466

| | | | |
|---|---|---|---|
| HIT-CE (PGJ5) | Electronic | | |
| | 20 W | 610 | **B463** 15 |




| | | | |
|---|---|---|---|
| TC-DEL (G24q-3) | Electronic | | |
| | 26 W (TC-DEL) | 720 | **B473** 15 |
| TC-TEL (GX24q-3/4) | 32/42 W (TC-TEL) | | |
| | 26 W (TC-DEL) | 1110 | **B475** 15 |
| | 32/42 W (TC-TEL) | | |

Complete with louvre

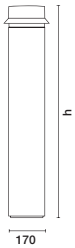


| | | | | |
|---|---|---|---|---|
| HIT-CE (G12) | Electronic | | | |
| | 35 W | | 250 | **BG29** 15 |
| | 35 W | | 610 | **B634** 15 |
| | 35 W | | 1000 | **B637** 15 |
| | 70 W | | 1000 | **B638** 15 |
| HIT-CE (PGJ5) | Electronic | | | |
| | 20 W | | 610 | **B635** 15 |

No upward emission of light flow.
BLV "Colorlite TopSpot"can be used for B638.






| | | | |
|---|---|---|---|
| TC-DEL (G24q-3) | Electronic | | |
| | 26 W (TC-DEL) | 720 | **B476** 15 |
| TC-TEL (GX24q-3) | 32 W (TC-TEL) | | |
| | 26 W (TC-DEL) | 1110 | **B478** 15 |
| | 32 W (TC-TEL) | | |

Complete with cylinder decorative



Technical data may change with technological evolution.
For updated data please refer to our on-line catalogue.

# iWay

15
GREY

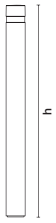


| light source | W | lm | h | code colour |
|---|---|---|---|---|
| LED | 4000K - CRI 75 | | | |
| | 4,9 W | 403 | 610 | **BG21** 15 |
| | 3000K - CRI 80 | | | |
| | 4,9 W | 350 | 610 | **BG22** 15 |
| HIT-CE (PGJ5) | Electronic | | | |
| | 20 W | | 610 | **B488** 15 |
| | 20 W | | 1000 | **B492** 15 |






| | | | | |
|---|---|---|---|---|
| LED | 4000K - CRI 80 | | | |
| | 21 W | 1850 | 250 | **BW80** 15 |
| | 21 W | 1850 | 610 | **BW82** 15 |
| | 21 W | 1850 | 1000 | **BW84** 15 |
| | 3000K - CRI 80 | | | |
| | 21 W | 1750 | 250 | **BW81** 15 |
| | 21 W | 1750 | 610 | **BW83** 15 |
| | 21 W | 1750 | 1000 | **BW85** 15 |
| HIT-CE (G12) | Electronic | | | |
| | 35 W | | 250 | **BG28** 15 |
| | 35 W | | 610 | **B482** 15 |
| | 35 W | | 1000 | **B485** 15 |
| | 70 W | | 1000 | **B486** 15 |

BLV "Colorlite TopSpot" can be used for B486.

| | | | | |
|---|---|---|---|---|
| HIT-CE (PGJ5) | Electronic | | | |
| | 20 W | | 610 | **B483** 15 |

| | | | | |
|---|---|---|---|---|
| HIT-CE (G12) | Electronic | | | |
| | 35 W | | 250 | **BG30** 15 |
| | 35 W | | 610 | **B642** 15 |
| | 35 W | | 1000 | **B645** 15 |
| | 70 W | | 1000 | **B646** 15 |
| HIT-CE (PGJ5) | Electronic | | | |
| | 20 W | | 610 | **B643** 15 |

No upward emission of light flow.
BLV "Colorlite TopSpot"can be used for B646.

| accessories, installation systems and components | 90 90 code | colour | 170 170 code | colour |
|---|---|---|---|---|
| Satin-finished screen<br>It mitigates the shadow area at the bollard base | --- | --- | **X087** | 65<br>for LED versions ø 170 |
| | | | **X088** | 65<br>for LED versions ⧄ 170 |
| Screen for asymmetrical 180° emission | **B504** | 04<br>no for TC-DEL | **B503** | 04<br>no for LED - TC-DEL - TC-TEL |
| Screen for 90°+90° emission | **B506** | 04<br>no for TC-DEL | **B505** | 04<br>no for LED - TC-DEL - TC-TEL |
| Screen for asymmetrical 180° emission + light blade | **B508** | 04<br>no for TC-DEL | **B507** | 04<br>no for LED - TC-DEL - TC-TEL |
| Screen for asymmetrical 180° emission | --- | --- | **X023** | 04<br>for LED versions ø 170 |
| Screen for asymmetrical 180° emission | --- | --- | **X024** | 04<br>for LED versions ⧄ 170 |
| Fixing plate with anchor bolts | **B514** | 00 | **B513** | 00 |
| Box for cables IP55 | --- | --- | **B511** | 00<br>except versions h 250 mm |
| Box for cables IP66 | **B512** | 00 | --- | --- |
| Connector block IP68 | --- | --- | **BZG8** | 00<br>for BW74-BW75-BG25-BW80 BW81-BG28-BG29-BG30 |
| Connector IP68 | --- | --- | **BZH0** | 00<br>for BW74-BW75-BG25-BW80 BW81-BG28-BG29-BG30 |

# Pencil

design Jean Michel Wilmotte

## Features

IP65 IK10

- Direct light luminaire for use with LEDs.
- The fixture is installed in the ground.
- High visual comfort.
- Extruded aluminium body; die-cast aluminium alloy base for fixing to the ground; polycarbonate diffuser; die-cast aluminium outer cover; super-pure aluminium reflector.
- Anchor base has Geomet-treated clamps, which are an extra guarantee against corrosion (to be ordered separately).
- Maximum surface temperature of all accessible parts is 50° C.

Anti-vandalism diffuser and structure

Resistant to uprooting

Temperature <50°

Transversal baffle



LED

- **LED Single Chip**
- Colour stability **Mac Adam <3**
- Life 78000 h **L70 B10**
- Color temperature: Warm white **3000K**

## Energy saving

| lumen lm | LED | QR CBC 51 | ENERGY SAVING |
|---|---|---|---|
| **850** | 6,3W | 35W | 82% |
| **2500** | 18W | 2x35W | 74% |

(3000K) LED energy saving compared with conventional lamps

# Pencil

## Lighting distribution

Pencil has a circular or rectangular cross-section, its appearance strongly influenced by the vertical line of the single or double diffuser screens. They may be single and dual-emission with an aperture of around 120°. The transversal louver grille reduces upward light flow. The dual-emission version with h1250 achieves high lighting performances as shown in the diagram.

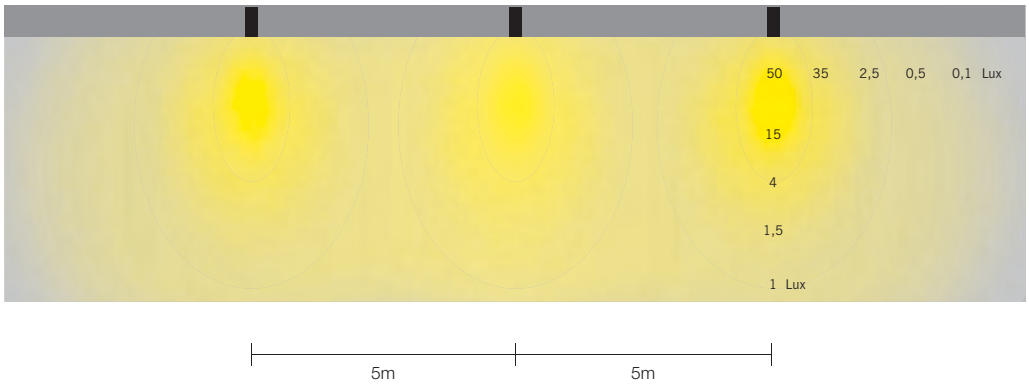

Single light emission


Double light emission

Emission with transversal baffle

| light source | W | lm | h | ø | code colour |
|---|---|---|---|---|---|
| LED | **Single light emission** | | | | |
| | 3000K - CRI 80 | | | | |
| | **6,3 W** | **850** | **330** | **88** | **BN34** 15 |
| | **9 W** | **1250** | **610** | **88** | **BN35** 15 |
| | **18 W** | **2500** | **1170** | **88** | **BN37** 15 |
| | **Double light emission** | | | | |
| | 3000K - CRI 80 | | | | |
| | **2x9 W** | **2500** | **610** | **136** | **BN36** 15 |
| | **2x18 W** | **5000** | **1170** | **136** | **BN38** 15 |

Complete with power supply

| light source | W | lm | h | code colour |
|---|---|---|---|---|
| LED | **Single light emission** | | | |
| | 3000K - CRI 80 | | | |
| | **6,3 W** | **850** | **330** | **BN39** 15 |
| | **9 W** | **1250** | **610** | **BN40** 15 |
| | **18 W** | **2500** | **1170** | **BN42** 15 |
| | **Double light emission** | | | |
| | 3000K - CRI 80 | | | |
| | **2x9 W** | **2590** | **610** | **BN41** 15 |
| | **2x18 W** | **5000** | **1170** | **BN94** 15 |

Complete with power supply

### accessories and installation systems

| | code | colour | code | colour |
|---|---|---|---|---|
| Clear diffuser | **X025** | B6 | **X028** | B6 |
| | for versions h=330 | | for versions h=330 | |
| | **X026** | B6 | **X029** | B6 |
| | for versions h=610 | | for versions h=610 | |
| | **X027** | B6 | **X030** | B6 |
| | for versions h=1170 | | for versions h=1170 | |
| Transversal baffle | **X031** | 04 | **X034** | 04 |
| | for versions h=330 | | for versions h=330 | |
| | **X032** | 04 | **X035** | 04 |
| | for versions h=610 | | for versions h=610 | |
| | **X033** | 04 | **X036** | 04 |
| | for versions h=1170 | | for versions h=1170 | |

Baffles must be installed in combination with the transparent screen

| | code | colour | code | colour |
|---|---|---|---|---|
| Fixing plate with anchor bolts | **B515** | 00 | **B517** | 00 |
| | for versions ø 88 | | | |
| | **B516** | 00 | | |
| | for versions ø 136 | | | |
| Box for cables IP66 | **B512** | 00 | **B512** | 00 |
| | for versions ø 136 | | | |

Technical data may change with technological evolution.
For updated data please refer to our on-line catalogue.

pinterest.com/iguzzini

# iPoint

design Pamio Design



15
GREY

## Features

IP66 IK06

- Diffused light luminaire for use with compact fluorescent lamps.
- Available in pathway and ceiling-mounted versions.
- Made up of component-holding body and glass diffuser.
- Pathway version: extruded aluminium external cylinder, component-holding compartment and lower base made of aluminium alloy; ground fixing base made of aluminium alloy with low copper content and high corrosion resistance. Ground/floor installation with anchoring plugs or cylindrical support made of galvanized steel complete with threaded inserts and stainless steel screws.
- Ceiling-mounted version: body made of aluminium alloy, ceiling-fixing plate made of pre-galvanized steel.
- All of the versions have a sodium glass outer closing screen.
- Floor and ground installation system with plate and bolts and cylindrical installation system with screws.
- All external screws are in A2 stainless steel.

## Installations

Ground installation

Floor installation

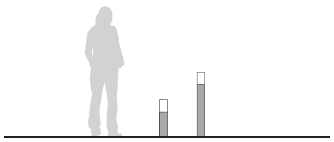



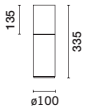


| light source | W | lm | code | colour |
|---|---|---|---|---|
| LED new | Floor installation | | | |
| | 3000K - CRI 80 | | | |
| | 10 W | 1350 | **E048** | 15 |
| TC-TSE (E27) | 11 W (TC-TSE) | | **BE08** | 15 |
| | 5 W | 350 lm (LED) | | |
| LED (E27) | | | | |

Class of Insulation I

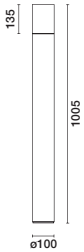


| light source | W | lm | code | colour |
|---|---|---|---|---|
| LED new | Floor installation | | | |
| | 3000K - CRI 80 | | | |
| | 10 W | 1350 | **E049** | 15 |
| TC-TSE (E27) | 11 W (TC-TSE) | | **BE10** | 15 |
| | 5 W | 350 lm (LED) | | |
| LED (E27) | | | | |

Class of Insulation I

### installation systems and components

| | code | colour |
|---|---|---|
| Ground fixing system h=400 | **BZ97** for BE08-BE10-E048-E049 | 00 |
| Fixing plate with anchor bolts IP44 | **B514** for BE08-BE10-E048-E049 | 00 |
| Watertight connector kit IP68 | **9581** | 04 |
| Box for cables IP66 | **B512** for BE10-E049 | 00 |

Private house - Osimo, Italy

Architectural project: Sardellini Marasca Architetti
Photo: Cristian Fattinnanzi

Technical data may change with technological evolution.
For updated data please refer to our on-line catalogue.

# Zyl

design Massimiliano and Doriana Fuksas

## Features

IP66 IK07

- Diffused light luminaire for use with LEDs.
- Available in pathway, semi-recessed wall-mounted and suspended versions with ceiling-mounted or recessed base.
- Made up of component-holding body and diffuser.
- Cylindrical body and base made of AISI 304 stainless steel, inner component-holding box made of aluminium; transparent polycarbonate outer screen and transparent methacrylate inner decorative cylinder.
- Transparent cable L=2000 mm for ceiling-mounted version.
- In the recessed base the internal structure is made of pre-galvanized sheet steel. Universal installation on false ceilings with 1÷30 mm thickness.
- Luminaire ready for pass-through wiring.
- All external screws are in A2 stainless steel.
- IP66 (IP67 buried optical assembly in version with spike).

## Installations

Ground installation with spike

Floor installation

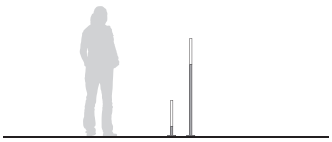

## Versions

low stake

Suspended with recessed base

Semi-recessed wall-mounted installation

Milan Expo 2015 - Milan, Italy

iGuzzini illuminazione official Technical Partner of Enel on the Lighting Solutions for Expo 2015
Photo: Paolo Carlini

# Zyl

13
STEEL

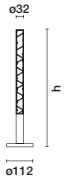


| light source | W | lm | h | code colour |
|---|---|---|---|---|
| LED | **Floor installation** | | | |
| | 4200K - CRI 75 | | | |
| | **1,7 W** | **117** | **500** | **BE02** 13 |
| | **1,7 W** | **117** | **1350** | **BE04** 13 |

Power supply to be ordered separately

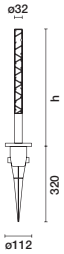


| light source | W | lm | h | code colour |
|---|---|---|---|---|
| LED | **Ground installation** | | | |
| | 4200K - CRI 75 | | | |
| | **1,7 W** | **117** | **500** | **BE03** 13 |
| | **1,7 W** | **117** | **1350** | **BE05** 13 |

Complete with power supply
Class of Insulation II

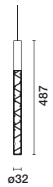


| | | | | |
|---|---|---|---|---|
| LED | **Pendant** | | | |
| | 4200K - CRI 75 | | | |
| | **1,7 W** | **117** | | **BG05** 13 |

Complete with transparent cable L=2000
Installation system and ballast to be ordered separately

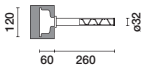


| | | | | |
|---|---|---|---|---|
| LED | **Semi-recessed wall-mounted installation** | | | |
| | 4200K - CRI 75 | | | |
| | **1,7 W** | **117** | | **BE06** 13 |

Complete with casing
Power supply to be ordered separately

## installation systems and components

| | code | colour |
|---|---|---|
| Ground/floor fixing system h=400<br>To be used with gravel | **BZ97**<br>for BE02-BE04 | 00 |
| Suspension base IP20<br>dim. ø 70 mm - h 22 mm | **BZF2**<br>for BG05 | 13 |
| Recessed suspension base IP20<br>dim. ø 85 mm - h 5 mm<br>Hole for installation ø 75 mm | **BZF3**<br>for BG05 | 13 |
| Electronic power supply 6W - IP20<br>VIN= 100-240Vac / 50-60 Hz<br>VOUT= 12Vdc 500mA<br>dim. 40x42x22h | **BZ98** | 00 |

| | code | colour |
|---|---|---|
| Electronic power supply 20W - IP20<br>Vin=110-240Vac / 50-60 H<br>Vout= 42Vdc 500mA<br>dim. 38x119x28h | **BZA0** | 00 |
| Box for power supplies IP67<br>dim. 140x230x95h | **9582**<br>for BZ98-BZA0 | 00 |
| Connector block without power supply IP68<br>dim. 135x82x70h | **B915**<br>for BZ98 | 04 |
| Watertight connector kit IP68 | **9581** | 04 |



Technical data may change with technological evolution.
For updated data please refer to our on-line catalogue.

La Torre Restaurant in Numana - Ancona, Italy
Architectural project: ing. Fabrizio Baldoni
Photo: Giuseppe Saluzzi

pinterest.com/iguzzini

# Typha

design Susana Jelen - Eduardo Leira




## Features

IP66/IP67 IK07

- Luminaire for use with LEDs.
- Composed of diffuser elements complete with lower support for multiple installation with base or single installation with spike.
- Diffuser elements made of double plastic tubular section (methacrylate inside, polycarbonate outside); ø 16 mm, h=1500 mm.
- Stainless steel lower support complete with LED circuit 1,5 W Neutral White. Optic with plastic lens.

**Version with spike:**

- Thermoplastic spike; electronic ballast and terminal board included; double PG11 polyamide cable gland, suitable for cables with diameter 6,5÷11,5 mm.
- IP67 IK07

**Version with base for multiple installation:**

- Optional stainless steel support base with multi-hole upper plate to be ordered separately, complete with junction box for simplified wiring.
- Electronic power supplies and related IP housing boxes to be ordered separately.
- A concrete plinth with drainage channel must be prepared before installing the base.
- All external screws are in A2 stainless steel.
- IP66 IK07 for visible body of fitting after installation.

## Installations

Typha can be installed with base to support the diffuser elements (max. nine) both in ground and floor. A spike version is available for ground installation of each diffuser element.

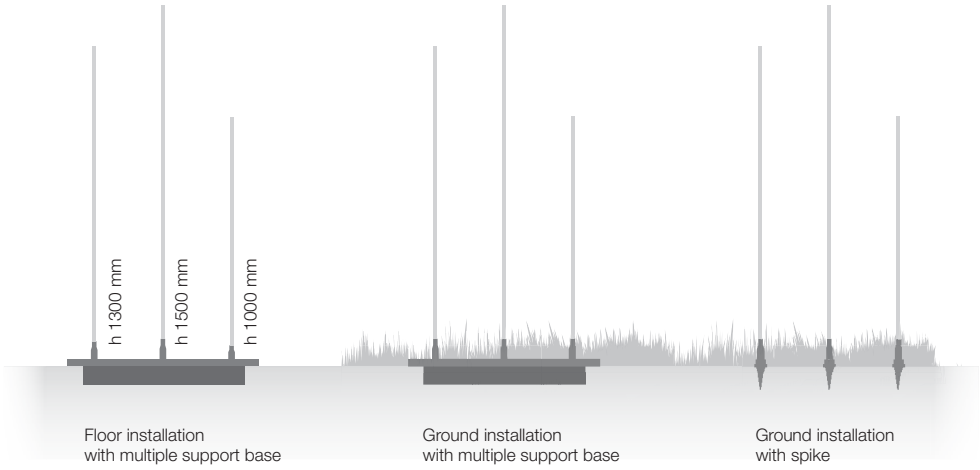

# Typha

13
STEEL

| light source | W | lm | h | code colour |
|---|---|---|---|---|
| LED | **Ground installation** | | | |
| | 4000K - CRI 80 | | | |
| | **1,5 W** | **50** | **1000** | **ADT0** 13 |
| | **1,5 W** | **50** | **1300** | **ADT1** 13 |
| | **1,5 W** | **50** | **1500** | **ADT2** 13 |

Complete with power supply and pass-through cables
Class of Insulation II

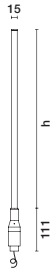


| light source | W | lm | h | code colour |
|---|---|---|---|---|
| LED | **Installation on multiple support base** | | | |
| | 4000K - CRI 80 | | | |
| | **1,5 W** | **50** | **1000** | **ADT3** 13 |
| | **1,5 W** | **50** | **1300** | **ADT4** 13 |
| | **1,5 W** | **50** | **1500** | **ADT5** 13 |

Power supply to be ordered separately
Complete with exiting cable L=3000

## installation systems and components

| | code | colour |
|---|---|---|
| Multiple support base (max. 9 elements)<br>dim. 500x500x126h | **T415** | 13 |
| Electronic power supply 6W - IP20<br>VIN= 100-240Vac / 50-60 Hz<br>VOUT= 12Vdc 500mA<br>dim. 40x42x22h | **BZ98** | 00 |
| Electronic power supply 20W - IP20<br>Vin=110-240Vac / 50-60 H<br>Vout= 42Vdc 500mA<br>dim. 38x119x28h | **BZA0** | 00 |
| Box for power supplies IP67<br>dim. 140x230x95h | **9582**<br>for BZ98-BZA0 | 00 |

| | code | colour |
|---|---|---|
| Connector block without power supply IP68<br>dim. 135x82x70h | **B915**<br>for BZ98 | 04 |
| Connector block IP68 | **BZG8** | 00 |
| 2-way connector with 2-pin terminal board | **BZH0** | 00 |
| Watertight connector kit IP68 | **9581** | 04 |

# Outer

## Features

IP65 IK04

- Diffused light luminaire for use with LEDs.
- For floor/low wall/ground and wall-mounted installation.
- Made of extruded aluminium body and polycarbonate diffuser.
- Plastic upper cover.
- All external screws are in stainless steel.

Low height diffuser

High visual comfort diffuser

## Installation

Ground installation

Floor installation

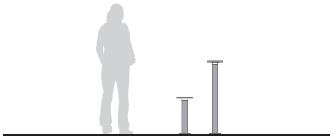

## Versions

low stake

wall-mounted version

# Outer

15
GREY

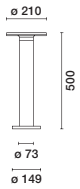


| light source | W | lm | code | colour |
|---|---|---|---|---|
| LED | **Floor installation** | | | |
| | 3000K - CRI 80 | | | |
| | **9 W** | **1000** | **BX89** | 15 |

| light source | W | lm | code | colour |
|---|---|---|---|---|
| LED new | **Wall-mounted installation** | | | |
| | 3000K - CRI 80 | | | |
| | **4,5 W** | **350** | **E195** | 15 |

Mains voltage product

| light source | W | lm | code | colour |
|---|---|---|---|---|
| LED | **Floor installation** | | | |
| | 3000K - CRI 80 | | | |
| | **9 W** | **1000** | **BX90** | 15 |

## installation systems and components

| | code | colour |
|---|---|---|
| Fixing plate with anchors for application on concrete plinth | **X121** | 00 |
| Spike for ground application | **X122** | 00 |
| 2-way connector with 2-pin terminal board | **BZH0** | 00 |
| Watertight connector kit IP68 | **9581** | 04 |

# New Outer Oblique

design Matteo Nunziati

## Features

IP65 IK04

- Diffused light luminaire for use with LEDs.
- For floor/low wall/ground and wall-mounted installation.
- Made of extruded aluminium body and polycarbonate diffuser.
- Plastic upper cover.
- All external screws are in stainless steel.

## Installation

Ground installation

Floor installation

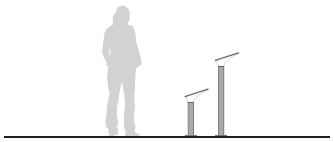

## Versions

low stake

wall-mounted version

# New Outer Oblique

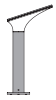

15
GREY

new
Available for order from second quarter

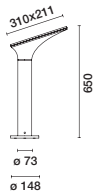


| light source | W | lm | code | colour |
|---|---|---|---|---|
| LED new | **Floor installation** | | | |
| | 3000K - CRI 80 | | | |
| | **9 W** | **1000** | **E182** | 15 |

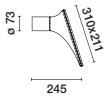


| light source | W | lm | code | colour |
|---|---|---|---|---|
| LED new | **Wall-mounted installation** | | | |
| | 3000K - CRI 80 | | | |
| | **4,5 W** | **350** | **E184** | 15 |

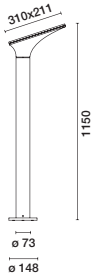


| light source | W | lm | code | colour |
|---|---|---|---|---|
| LED new | **Floor installation** | | | |
| | 3000K - CRI 80 | | | |
| | **9 W** | **1000** | **E183** | 15 |

## installation systems and components

| | code | colour |
|---|---|---|
| Fixing plate with anchors for application on concrete plinth | **X121** | 00 |
| Spike for ground application | **X122** | 00 |
| 2-way connector with 2-pin terminal board | **BZH0** | 00 |
| Watertight connector kit IP68 | **9581** | 04 |

pinterest.com/iguzzini

# Glim Cube

design Piero Castiglioni



## Features

IP66 IK08

- Luminaire for use with LEDs.
- Pathway lighting models have a body, a support rod, and either a base for ground installation or a spike to bury the fitting into the ground. The fitting is a polymetacrylic cube; body supports are made of Zama 15, support rods are made of AISI 304 stainless steel with a granolithic and passivation treatment; spike (for ground spike versions) made of polypropylene; double PG11 cable gland made of polyamide.
- Wall-mounted versions have a screen and base for support. Polymetacrylic striped screen, die-cast aluminium support base (made of Zama 15 for single versions), stainless steel plate for wallmounted and M5x10 grub screws; PG11 stainless steel cable gland (for versions with power supply).
- LED versions available with RGB dynamic colour change compatible with light management systems.
- RGB LED versions with DIRECTDIM: possibility of also adjusting using a simple electric push-button.
- Temperature of contact < 40°C
- Luminaire reduced dimensions.
- All external screws are in A2 stainless steel.
- IP66 (IP67 buried optical assembly in version with spike).

Compact size

## Installations

Ground installation with spike

Floor installation



## Versions

Milan Expo 2015 - Milan, Italy

iGuzzini illuminazione official Technical Partner of Enel on the Lighting Solutions for Expo 2015
Photo: Paolo Carlini

# Glim Cube

## Lighting effect

The carefully designed prismatic diffuser provides a vast range of light distributions, making Glim Cube a complete and highly versatile system.

Elliptical effect - E



Light Blade Optic effect - L

Light Blade Optic effect - L
Window application

Spot effect - S

Flood effect - F

Spot/Spot effect - S/S

Flood/Flood effect - F/F

# Glim Cube

13
STEEL

15
GREY

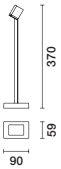


| light source | W | lm | optic | code colour |
|---|---|---|---|---|
| LED | **Floor installation** | | | |
| | 4200K - CRI 75 | | | |
| | **1,2 W** | **94** | **E** | **BB20** 13 |
| | 3200K - CRI 80 | | | |
| | **1,2 W** | **82** | **E** | **BB21** 13 |

Power supply to be ordered separately
IK07

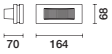


| light source | W | lm | optic | code colour |
|---|---|---|---|---|
| LED | 4200K - CRI 75 | | | |
| | **3,5 W** | **270** | **L** | **BA99** 15 |
| | 3200K - CRI 80 | | | |
| | **3,5 W** | **235** | **L** | **BB01** 15 |

Complete with power supply
Class of Insulation I
IK04

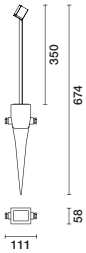


| light source | W | lm | optic | code colour |
|---|---|---|---|---|
| LED | **Ground installation with spike** | | | |
| | 4200K - CRI 75 | | | |
| | **1,2 W** | **94** | **E** | **BB16** 13 |
| | 3200K - CRI 80 | | | |
| | **1,2 W** | **82** | **E** | **BB17** 13 |

Complete with power supply
Class of Insulation II

| | | | | |
|---|---|---|---|---|
| | 4200K - CRI 75 | | | |
| | **1,2 W** | **94** | **E** | **BB18** 13 |
| | 3200K - CRI 80 | | | |
| | **1,5 W** | **82** | **E** | **BB19** 13 |

Power supply to be ordered separately
IK07

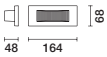


| light source | W | lm | optic | code colour |
|---|---|---|---|---|
| LED | 4200K - CRI 75 | | | |
| | **3,5 W** | **270** | **L** | **BA97** 15 |
| | 3200K - CRI 80 | | | |
| | **3,5 W** | **235** | **L** | **BA98** 15 |

Power supply to be ordered separately

| | | | | |
|---|---|---|---|---|
| | RGB | | | |
| | **4,6 W** | **202** | **L** | **BC25** 15 |

DALI or DMX-RDM driver group to be ordered separately.
IK04

Compatible with light management systems
of the iGuzzini range illustrated on page 693.
For the system definition, refer to the instructions.

# Glim Cube

15
GREY

| light source | W | lm | optic | code colour |
|---|---|---|---|---|
| LED | 4200K - CRI 75 | | | |
| | 1,2 W | 94 | E | **BB06** 15 |
| | 3200K - CRI 80 | | | |
| | 1,2 W | 82 | E | **BB07** 15 |
| | Power supply to be ordered separately | | | |
| | RGB | | | |
| | 1,5 W | 67 | E | **BC27** 15 |
| | DALI or DMX-RDM driver group to be ordered separately | | | |

| light source | W | lm | optic | code colour |
|---|---|---|---|---|
| LED | **Up light or down light** | | | |
| | 4200K - CRI 75 | | | |
| | 1,2 W | 94 | S | **BB08** 15 |
| | 1,2 W | 94 | F | **BB10** 15 |
| | 3200K - CRI 80 | | | |
| | 1,2 W | 82 | S | **BB09** 15 |
| | 1,2 W | 82 | F | **BB11** 15 |
| | Power supply to be ordered separately | | | |
| | RGB | | | |
| | 1,5 W | 67 | S | **BC28** 15 |
| | 1,5W | 67 | F | **BC29** 15 |
| | DALI or DMX-RDM driver group to be ordered separately | | | |

| light source | W | lm | optic | code colour |
|---|---|---|---|---|
| LED | **Up/down light** | | | |
| | 4200K - CRI 75 | | | |
| | 2,4 W | 188 | S/S | **BB12** 15 |
| | 2,4 W | 188 | F/F | **BB14** 15 |
| | 3200K - CRI 80 | | | |
| | 2,4 W | 164 | S/S | **BB13** 15 |
| | 2,4 W | 164 | F/F | **BB15** 15 |
| | Power supply to be ordered separately | | | |
| | RGB | | | |
| | 3 W | 134 | S/S | **BC30** 15 |
| | 3 W | 134 | F/F | **BC31** 15 |
| | DALI or DMX-RDM driver group to be ordered separately | | | |

Compatible with light management systems
of the iGuzzini range illustrated on page 693.
For the system definition, refer to the instructions.

## components for monochromatic versions

| | code | colour |
|---|---|---|
| Electronic power supply 7 W - IP20<br>VIN=100÷240Vac / 50÷60Hz<br>VOUT=24Vdc 350/500mA<br>dim. 42x40x22h | **9905** | 00 |
| Electronic power supply 8,5 W - IP20<br>Vin=220-240Vac / 50-60 Hz<br>Vout=1,8-25Vdc 350mA<br>dim. 40x80x22h | **9906** | 00 |
| Electronic power supply 17 W - IP20<br>Vin=110÷240Vac / 50÷60Hz<br>Vout=48Vdc 350m A<br>dim. 38x122x28h | **9907** | 00 |
| Box for power supplies IP67<br>dim. 140x230x95h | **9582** | 00<br>for 9905-9906-9907 |
| Connector block without power supply IP68<br>dim. 135x82x70h | **B915** | 04 |
| Watertight connector kit IP68 | **9581** | 04 |

## components for RGB versions

| | code | colour |
|---|---|---|
| Driver Group - Class II<br>220-240Vac<br>Composed of 350mA interface and 30 W 28Vdc electronic power supply.<br>Occupies 3 DALI addresses. | **9856** | 00<br>for connection of max:<br>- 7 luminaires BC27 BC28-BC29-BC32-BC33<br>- 3 luminaires BC30-BC31<br>- 2 luminaires BC25-BC26 |
| Driver Group - Class II<br>220-240Vac<br>Composed of DMX-RDM interface and 30W 28Vdc electronic power supply. | **X001** | 00<br>for connection of max:<br>- 7 luminaires BC27 BC28-BC29-BC32-BC33<br>- 3 luminaires BC30-BC31<br>- 2 luminaires BC25-BC26 |
| Box for power supplies IP67<br>dim. 280x190x130h | **BZ33** | 00<br>for 9856-X001 |



Technical data may change with technological evolution.
For updated data please refer to our on-line catalogue.

# iFace

design Luigi Massoni

## Features

IP44 IK04

- Diffused light luminaire for use with incandescent and fluorescent lamps.
- Wall-mounted, ceiling-mounted and pole installation.
- Polycarbonate assembly structure; polycarbonate outer frame; moulded polycarbonate diffuser screen.
- Available with electronic control gear.
- Extruded aluminium pole.
- All screws are A2 stainless steel.

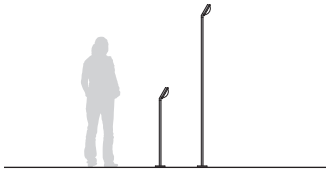

## Ceiling mounted versions

Halo

White frame

Grey frame

# iFace

01 WHITE
15 GREY

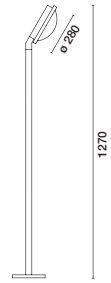


| light source | W | ø | code colour |
|---|---|---|---|
| | **Pole complete with luminaire** | | |
| **TC-TSE** (E27) | **20 W** (TC-TSE) | | **B850** 15 |
| | **60 W max** (HALO ES) | | |
| **HALO ES** (E27) | | | |
| **TC-TEL** (GX24q-3) | Electronic | | |
| | **26 W** | | **B852** 15 |

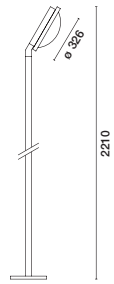


| light source | W | ø | code colour |
|---|---|---|---|
| | **Pole complete with luminaire** | | |
| **TC-TSE** (E27) | **30 W** (TC-TSE) | | **B853** 15 |
| | **75 W max** (HALO ES) | | |
| **HALO ES** (E27) | | | |
| **TC-TEL** (GX24q-3) | Electronic | | |
| | **26/32 W** | | **B855** 15 |

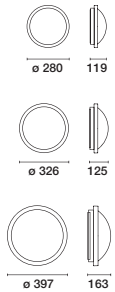


| | | | |
|---|---|---|---|
| | **Luminaire** | | |
| **TC-TSE** (E27) | **20 W** (TC-TSE) | **280** | **B828** 01-15 |
| | **60 W max** (HALO ES) | | |
| **HALO ES** (E27) | **30 W** (TC-TSE) | **326** | **B834** 01-15 |
| | **75 W max** (HALO ES) | | |
| **TC-TEL** (GX24q-3/4) | Electronic | | |
| | **26 W** | **280** | **B830** 01-15 |
| | **26/32 W** | **326** | **B836** 01-15 |

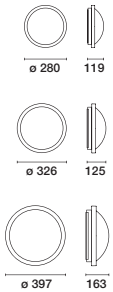


| | | | |
|---|---|---|---|
| | **Luminaire with halo** | | |
| **TC-TSE** (E27) | **20 W** (TC-TSE) | **280** | **B831** 01-15 |
| | **60 W max** (HALO ES) | | |
| **HALO ES** (E27) | **30 W** (TC-TSE) | **326** | **B837** 01-15 |
| | **75 W max** (HALO ES) | | |
| **TC-TEL** (GX24q-3/4) | Electronic | | |
| | **26 W** | **280** | **B833** 01-15 |
| | **26/32 W** | **326** | **B839** 01-15 |

## accessories

| | code | colour |
|---|---|---|
| Fixing plate with anchoring bolts | **0455** for B850-B852 B853-B855 | 00 |

# Ellipse

design Luigi Massoni



## Features

IP54 IK08

- Diffused light luminaire for use with halogen, fluorescent lamps and LEDs.
- Pole, wall/ceiling installation.
- External die-cast aluminium frame; pressure-moulded glass diffuser (model with polycarbonate screen for LEDs lamps and with E27 fitting). Aluminium reflector.
- Extruded aluminium pole.
- All screws are A2 stainless steel.
- IK08 (IP55 LED versions).

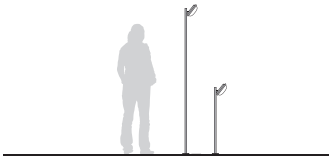

## Uniform illumination

The diffuser screen guarantees uniform lighting and excellent visual comfort.

## Versions

Ceiling-mounted luminaire

Wall-mounted luminaire

# Ellipse

01 WHITE | 15 GREY | 74 GREY/BLACK

| light source | W | lm | h | code colour |
|---|---|---|---|---|
| **LED** | **Pole complete with luminaire** | | | |
| | 4000K - CRI 80 | | | |
| | **8,7 W** | **801** | **1100** | **BH54** 15 |
| | 3000K - CRI 80 | | | |
| | **8,7 W** | **750** | **1100** | **BH55** 15 |
| HALO ES (E27) | **60 W max (HALO ES)** | | **1100** | **7576** 15 |
| | **23 W (TC-TSE)** | | | |
| TC-TSE (E27) | | | | |
| TC-T (GX24d-3) | **26 W** | | **1100** | **7578** 15 |

Class of insulation I

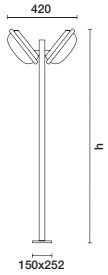


| light source | W | lm | h | code colour |
|---|---|---|---|---|
| **LED** | **Pole complete with two luminaires** | | | |
| | 4000K - CRI 80 | | | |
| | **2x8,7 W** | **801** | **1100** | **BH56** 15 |
| | 3000K - CRI 80 | | | |
| | **2x8,7 W** | **750** | **1100** | **BH57** 15 |
| HALO ES (E27) | **2x60 W max (HALO ES)** | | **1100** | **7582** 15 |
| | **2x23 W (TC-TSE)** | | | |
| TC-TSE (E27) | | | | |
| TC-T (GX24d-3) | **2x26 W** | | **1100** | **7584** 15 |

Class of insulation I

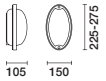


| light source | W* | lm | size | code colour |
|---|---|---|---|---|
| **LED** | **Ceiling-mounted luminaire** | | | |
| | 4000K - CRI 80 | | | |
| | **4,3 W** | **400** | **150x225** | **7033** 01-74 |
| | **8,7 W** | **801** | **150x275** | **7038** 01-74 |
| | 3000K - CRI 80 | | | |
| | **4,3 W** | **375** | **150x225** | **7036** 01-74 |
| | **8,7 W** | **750** | **150x275** | **7039** 01-74 |
| HALO ES (E27) | **60 W max (HALO ES)** | | **150x225** | **7113** 01-74 |
| | **11 W max (TC-DSE)** | | | |
| | **15 W max (TC-TSE)** | | | |
| TC-DSE (E27) | **60 W max (HALO ES)** | | **150x275** | **7116** 01-74 |
| | **23 W (TC-TSE)** | | | |
| TC-TSE (E27) | | | | |
| TC-T (GX24d-3) | **26 W** | | **150x275** | **7119** 01-74 |

Class of insulation I

| | | |
|---|---|---|
| **LED** | **Wall-mounted luminaire** | |
| | 4000K - CRI 80 | |
| | **8,7 W** **801** | **BH52** 15 |
| | 3000K - CRI 80 | |
| | **8,7 W** **750** | **BH53** 15 |
| HALO ES (E27) | **60 W max (HALO ES)** | **7588** 15 |
| | **23 W (TC-TSE)** | |
| TC-TSE (E27) | | |
| TC-T (GX24d-3) | **26 W** | **7590** 15 |

Class of insulation I

## accessories

| | | code | colour |
|---|---|---|---|
| 251x150 L=160 ø 16 | Fixing plate with anchoring bolts | **0455** | 00 |
| | | for 7576-7578-7582-7584 BH54-BH55-BH56-BH57 | |



Technical data may change with technological evolution.
For updated data please refer to our on-line catalogue.

# Bliz

design Yamada

## Features

IP44 IK04

- Pathway luminaire for use with fluorescent lamps.
- The fixture is installed into the ground.
- Aluminium structure; sanded glass diffusing screen; anchor plate for insertion into the concrete foundation.
- All screws are A2 stainless steel.



| light source | W | code colour |
|---|---|---|
| TC-D (G24d-3) | 26 W | **7288** 04-15 |

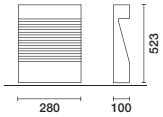


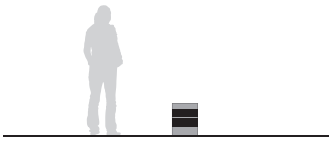

pinterest.com/iguzzini
89

# Wall and ceiling-mounted luminaires

## Specific lighting effect luminaires

New

**643** Underscore
InOut 6
**LED**

New

**643** Underscore
InOut 10
**LED**

New

**643** Underscore
InOut 16
**LED**



**662** Trick
Radial
**LED**

**664** Trick
Light Blade
**LED**

**666** Trick
Washer
**LED**

**668** Kriss

**672** iPro micro/mini
down light
**LED**

**672** iPro micro
up/down light
**LED**

## Wall and ceiling-mounted luminaires

**672** iPro micro
**LED**

**672** iPro mini
**LED**

**674** iPro small
**LED**

**674** iPro medium
**LED**

**674** iPro large
**LED**

**680** iRoll 65 micro
**LED**

**680** iRoll 65 mini
**LED**

**683** iRoll 65 small
**LED**

**683** iRoll 65 large
**LED**

**688** Full Square

**689** Full

**690** Comfort

**690** Comfort

---

The codes, technical and lighting design features of these walland ceiling-mounted luminaires are presented in the chapter on "Bollards and Systems for residential areas".

**635** iFace

**637** Ellipse
**LED**

**621** Zyl
**LED**

**631** Glim Cube
**LED**

**608** iTeka
**LED**

**284** iSign

99 St Georges Terrace - Perth, Australia

Architectural project: Donaldson + Warn Architects - Lighting project: Jacobs and Flynn Talbott
Electrical Installer: Cable network Solutions - Photo: Ron Tan, with kind permission from Mondoluce

pinterest.com/iguzzini

# New Underscore InOut

Side Bend 6
page 646

Side Bend 10
page 646

Side Bend 16
page 652

Top Bend 16
page 656

Design Muesum Holon - Holon, Israel

Client: Comune di Holon - Architectural project: Ron Arad Architects
Executive architect: Waxman Govrin - Photo: Uzi Porat

# Underscore InOut

## Side bend

Side-Bend strips create straight and curved lines on flat surfaces.
Three widths are available:
6mm-10mm-16mm.
Low or high aluminium profiles according to the side or rear position of the outgoing cable

Side bend 6
Low profile
(h 25 mm)

Side bend 10
Low profile
(h 25 mm)

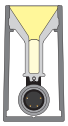

Side bend 16
High profile
(h 31 mm)

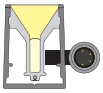

Side bend 16
Low profile
(h 26 mm)

**Curvature**
It is recommended not to exceed the indicated minimum radius of curvature, which is 15 cm for 16 mm-10 mm versions and 6.5 cm for 6 mm version.

Side Bend 6
Curvature radius = 6,5 cm

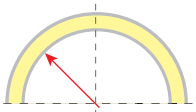

Side Bend 10 - 16
Curvature radius = 15 cm

## Top bend

Top-Bend strips create rectilinear lines on flat or curved surfaces. Width is 16 mm. Low or high aluminium profiles according to the side or rear position of the outgoing cable.

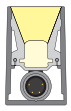

Top bend 16x20
High profile
(h 31 mm)

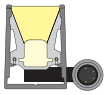

Top bend 16x20
Low profile
(h 26 mm)

**Curvature**
It is recommended not to exceed the indicated minimum radius of curvature of 25 cm.

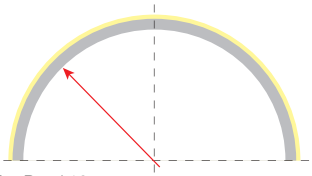

Top Bend 16
Curvature radius = 25 cm

# Underscore InOut

## Side / Top Strip Lengths

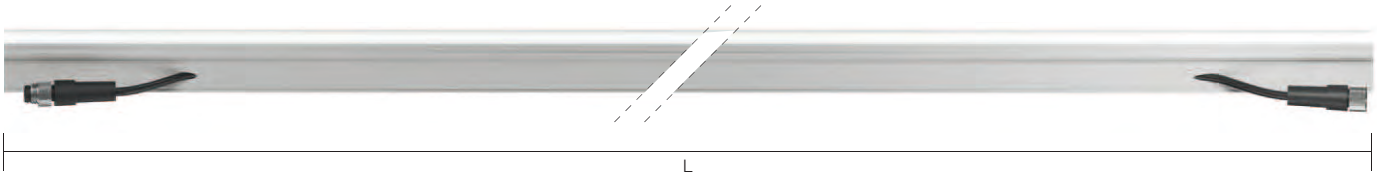


L= 254 / 304 / 354 / 404 / 454 / 504 / 554 / 604 / 654 / 704 / 754 / 804 / 854 / 904 / 954 / 1004 / 2004 / 3004 / 4004 / 5004 / 7004 mm

## Profile Lengths

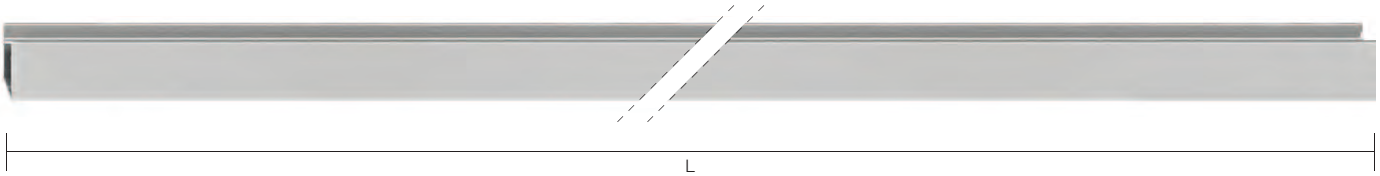


**High profile**
L = 1000 / 2000 mm

**Clip high**
L = 40 mm ++

**Low profile**
L = 250 / 500 / 1000 / 2000 mm

**Clip low**
L = 40 mm

**Intermediate low profile**
L = 998 / 1787 / 1997 mm

**Caps with slot for side exit of the connectors**
L = 104 mm

## Aggregation

**Strip 254 / 504 / 1004/ 2004 mm**
Example of aggregations
For strips L= 1004:
Profile with slots 1000 mm




**Strip 3004 mm**
Intermediate profiles L= 998+1790
**Strip 4004 mm**
Intermediate profiles L= 1790+1998
**Strip 5004 mm**
Intermediate profiles L= 998+1790+1998
**Strip 7004 mm**
Intermediate profiles
L= 1998+1198+1790+998

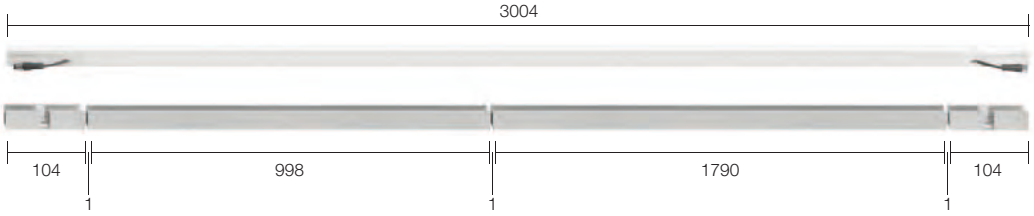


For each composition add a pair of 104 mm caps.4

**Strip from 354 to 954 mm (except 504 mm)**
Example of aggregations
for strip L= 954:
Intermediate profile L= 998
(cut at L= 746)




For each composition add a pair of 104 mm caps.4

**Formula used to calculate the length of intermediate profile**
Profile L= 954 mm (strip) - 104x2 mm (Caps) + 1x2 mm (expansion tolerance)

For aggregations with different dimensions please refer to the instructions sheet or visit www.iguzzini.it

# **Underscore InOut** Side Bend 6/10




## Features

IP68 IK10

- Linear lighting luminaire with monochromatic (2900K-3800K-4500K) or RGB LEDs.
- Surface-mounted installation with profiles (straight lines) or clips (curved lines).
- Made on 23Vdc white flexible circuit with length from 254 mm to 7004 mm (21 possible combinations).
- The PWM LED circuit is IP68 encapsulated in a high-performance polymer sheath with white colour (external part) and opal finish (emitting surface): the material allows for use and installation also at extreme temperature: 30°C +45°C.
- Uniform lighting without visible dots is guaranteed along the entire strip until the ends
- Complete with cables L=80 mm with IP68 male and female connectors with anti-loosening metal ring.
- Resistance to salty water, UV and solvents.
- IK10 impact resistance.
- Temperature of contact <40°C.

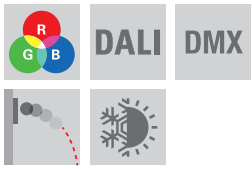


## Lighting effect

A pen of light to underscore flat surfaces of any dimension with various signs. Straight or curved, white or coloured lines leave a discreet, precise graphic sign on architecture.

## Color temperature

Options include cool, neutral or warm white light for a better integration in the space or to create synaesthetic contrasts.


2800K

3500K

4500K

# Underscore InOut Side Bend 6

01
WHITE

new
Available for order

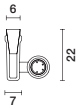


LED 2800K - CRI 80

| light source | W* | | lm | length | code colour |
|---|---|---|---|---|---|
| | 2 W | 24 V | 70 | 254 | **E659** 01 |
| | 2,6 W | 24 V | 84 | 304 | **E660** 01 |
| | 3 W | 24 V | 98 | 354 | **E661** 01 |
| | 3,4 W | 24 V | 112 | 404 | **E662** 01 |
| | 3,8 W | 24 V | 126 | 454 | **E663** 01 |
| | 4,3 W | 24 V | 140 | 504 | **E664** 01 |
| | 4,7 W | 24 V | 154 | 554 | **E665** 01 |
| | 5 W | 24 V | 168 | 604 | **E666** 01 |
| | 5,5 W | 24 V | 182 | 654 | **E667** 01 |
| | 6 W | 24 V | 196 | 704 | **E668** 01 |
| | 6,4 W | 24 V | 210 | 754 | **E669** 01 |
| | 6,8 W | 24 V | 224 | 804 | **E670** 01 |
| | 7,2 W | 24 V | 238 | 854 | **E671** 01 |
| | 7,7 W | 24 V | 252 | 904 | **E672** 01 |
| | 8 W | 24 V | 266 | 954 | **E673** 01 |
| | 8,5 W | 24 V | 280 | 1004 | **E674** 01 |
| | 17 W | 24 V | 560 | 2004 | **E675** 01 |
| | 25,5 W | 24 V | 840 | 3004 | **E676** 01 |
| | 34 W | 24 V | 1120 | 4004 | **E677** 01 |
| | 42,5 W | 24 V | 1400 | 5004 | **E678** 01 |
| | 59,5 W | 24 V | 1960 | 7004 | **E679** 01 |

24Vdc power supply to be ordered separately.

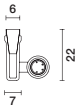


LED 4500K - CRI 80

| light source | W* | | lm | length | code colour |
|---|---|---|---|---|---|
| | 2 W | 24 V | 65 | 254 | **E701** 01 |
| | 2,6 W | 24 V | 78 | 304 | **E702** 01 |
| | 3 W | 24 V | 91 | 354 | **E703** 01 |
| | 3,4 W | 24 V | 104 | 404 | **E704** 01 |
| | 3,8 W | 24 V | 117 | 454 | **E705** 01 |
| | 4,3 W | 24 V | 130 | 504 | **E706** 01 |
| | 4,7 W | 24 V | 143 | 554 | **E707** 01 |
| | 5 W | 24 V | 156 | 604 | **E708** 01 |
| | 5,5 W | 24 V | 169 | 654 | **E709** 01 |
| | 6 W | 24 V | 182 | 704 | **E710** 01 |
| | 6,4 W | 24 V | 195 | 754 | **E711** 01 |
| | 6,8 W | 24 V | 208 | 804 | **E712** 01 |
| | 7,2 W | 24 V | 221 | 854 | **E713** 01 |
| | 7,7 W | 24 V | 234 | 904 | **E714** 01 |
| | 8 W | 24 V | 247 | 954 | **E715** 01 |
| | 8,5 W | 24 V | 260 | 1004 | **E716** 01 |
| | 17 W | 24 V | 520 | 2004 | **E717** 01 |
| | 25,5 W | 24 V | 780 | 3004 | **E718** 01 |
| | 34 W | 24 V | 1040 | 4004 | **E719** 01 |
| | 42,5 W | 24 V | 1300 | 5004 | **E720** 01 |
| | 59,5 W | 24 V | 1820 | 7004 | **E721** 01 |

24Vdc power supply to be ordered separately.

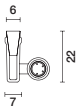


LED 3500K - CRI 80

| light source | W* | | lm | length | code colour |
|---|---|---|---|---|---|
| | 2 W | 24 V | 72,5 | 254 | **E680** 01 |
| | 2,6 W | 24 V | 87 | 304 | **E681** 01 |
| | 3 W | 24 V | 101,5 | 354 | **E682** 01 |
| | 3,4 W | 24 V | 116 | 404 | **E683** 01 |
| | 3,8 W | 24 V | 130,5 | 454 | **E684** 01 |
| | 4,3 W | 24 V | 145 | 504 | **E685** 01 |
| | 4,7 W | 24 V | 159,5 | 554 | **E686** 01 |
| | 5 W | 24 V | 174 | 604 | **E687** 01 |
| | 5,5 W | 24 V | 188,5 | 654 | **E688** 01 |
| | 6 W | 24 V | 203 | 704 | **E689** 01 |
| | 6,4 W | 24 V | 217 | 754 | **E690** 01 |
| | 6,8 W | 24 V | 232 | 804 | **E691** 01 |
| | 7,2 W | 24 V | 246,5 | 854 | **E692** 01 |
| | 7,7 W | 24 V | 261 | 904 | **E693** 01 |
| | 8 W | 24 V | 275,5 | 954 | **E694** 01 |
| | 8,5 W | 24 V | 290 | 1004 | **E695** 01 |
| | 17 W | 24 V | 580 | 2004 | **E696** 01 |
| | 25,5 W | 24 V | 870 | 3004 | **E697** 01 |
| | 34 W | 24 V | 1160 | 4004 | **E698** 01 |
| | 42,5 W | 24 V | 1450 | 5004 | **E699** 01 |
| | 59,5 W | 24 V | 2030 | 7004 | **E700** 01 |

24Vdc power supply to be ordered separately.

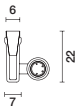


LED RGB

| light source | W* | | lm | length | code colour |
|---|---|---|---|---|---|
| | 2,2 W | 24 V | 15 | 254 | **E722** 01 |
| | 2,6 W | 24 V | 18 | 304 | **E723** 01 |
| | 3 W | 24 V | 21 | 354 | **E724** 01 |
| | 3,5 W | 24 V | 24 | 404 | **E725** 01 |
| | 4 W | 24 V | 27 | 454 | **E726** 01 |
| | 4,4 W | 24 V | 30 | 504 | **E727** 01 |
| | 4,8 W | 24 V | 33 | 554 | **E728** 01 |
| | 5,3 W | 24 V | 36 | 604 | **E729** 01 |
| | 5,7 W | 24 V | 39 | 654 | **E730** 01 |
| | 6,2 W | 24 V | 42 | 704 | **E731** 01 |
| | 6,6 W | 24 V | 45 | 754 | **E732** 01 |
| | 7 W | 24 V | 48 | 804 | **E733** 01 |
| | 7,5 W | 24 V | 51 | 854 | **E734** 01 |
| | 7,9 W | 24 V | 54 | 904 | **E735** 01 |
| | 8,4 W | 24 V | 57 | 954 | **E736** 01 |
| | 8,8 W | 24 V | 60 | 1004 | **E737** 01 |
| | 17,6 W | 24 V | 120 | 2004 | **E738** 01 |
| | 26,4 W | 24 V | 180 | 3004 | **E739** 01 |
| | 35,2 W | 24 V | 240 | 4004 | **E740** 01 |
| | 44 W | 24 V | 300 | 5004 | **E741** 01 |
| | 61,6 W | 24 V | 420 | 7004 | **E742** 01 |

24Vdc power supply to be ordered separately.

Underscore InOut can be connected in sequence up to a maximum of L=7004 mm. Based on the type of control gear, Underscore parallel connections can be created up to a max length of L=7004 mm each. They can also be installed in a continuous line (see instruction sheet).

# Underscore InOut Side Bend 6

## profiles

| | length | code colour |
|---|---|---|
| **Linear profile** | | |
| | 250 | **X158** 12 |
| | 500 | **X159** 12 |
| | 1000 | **X160** 12 |
| | 2000 | **X161** 12 |

With 2 slots for the side exit of the connectors.

| | length | code colour |
|---|---|---|
| **Intermediate linear profile** | | |
| | 998 | **X163** 12 |
| | 1787 | **X164** 12 |
| | 1997 | **X165** 12 |

Without slots
To be ordered with the end profiles
(refer to the instructions sheet)

**Pair of end linear profiles**

| | | |
|---|---|---|
| | 104 | **X162** 12 |

With 1 slot for the side exit of the connector.
To be ordered with the intermediate profiles
(refer to the instructions sheet)

**Stainless steel support clip**

| | | |
|---|---|---|
| | 40 | **X166** 13 |

For products with the side exit of the connectors.
Connector passage in the side part of the clip.
Designed for curved sections.

**Anodised aluminium support clip**

| | | |
|---|---|---|
| | 40 | **X167** 12 |

For products with the side exit of the connectors.
Connector passage in the side part of the clip.
Designed for curved sections.

# Underscore InOut Side Bend 10

01
WHITE

new
Available for order

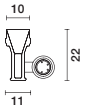


LED 2800K - CRI 80

| light source | W* | | lm | length | code colour |
|---|---|---|---|---|---|
| | 2 W | 24 V | 75 | 254 | **E575** 01 |
| | 2,6 W | 24 V | 90 | 304 | **E576** 01 |
| | 3 W | 24 V | 105 | 354 | **E577** 01 |
| | 3,4 W | 24 V | 120 | 404 | **E578** 01 |
| | 3,8 W | 24 V | 135 | 454 | **E579** 01 |
| | 4,3 W | 24 V | 150 | 504 | **E580** 01 |
| | 4,7 W | 24 V | 165 | 554 | **E581** 01 |
| | 5 W | 24 V | 180 | 604 | **E582** 01 |
| | 5,5 W | 24 V | 195 | 654 | **E583** 01 |
| | 6 W | 24 V | 210 | 704 | **E584** 01 |
| | 6,4 W | 24 V | 225 | 754 | **E585** 01 |
| | 6,8 W | 24 V | 240 | 804 | **E586** 01 |
| | 7,2 W | 24 V | 255 | 854 | **E587** 01 |
| | 7,7 W | 24 V | 270 | 904 | **E588** 01 |
| | 8 W | 24 V | 285 | 954 | **E589** 01 |
| | 8,5 W | 24 V | 300 | 1004 | **E590** 01 |
| | 17 W | 24 V | 600 | 2004 | **E591** 01 |
| | 25,5 W | 24 V | 900 | 3004 | **E592** 01 |
| | 34 W | 24 V | 1200 | 4004 | **E593** 01 |
| | 42,5 W | 24 V | 1500 | 5004 | **E594** 01 |
| | 59,5 W | 24 V | 2100 | 7004 | **E595** 01 |

24Vdc power supply to be ordered separately.

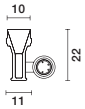


LED 4500K - CRI 80

| light source | W* | | lm | length | code colour |
|---|---|---|---|---|---|
| | 2 W | 24 V | 75 | 254 | **E617** 01 |
| | 2,6 W | 24 V | 90 | 304 | **E618** 01 |
| | 3 W | 24 V | 105 | 354 | **E619** 01 |
| | 3,4 W | 24 V | 120 | 404 | **E620** 01 |
| | 3,8 W | 24 V | 135 | 454 | **E621** 01 |
| | 4,3 W | 24 V | 150 | 504 | **E622** 01 |
| | 4,7 W | 24 V | 165 | 554 | **E623** 01 |
| | 5 W | 24 V | 180 | 604 | **E624** 01 |
| | 5,5 W | 24 V | 195 | 654 | **E625** 01 |
| | 6 W | 24 V | 210 | 704 | **E626** 01 |
| | 6,4 W | 24 V | 225 | 754 | **E627** 01 |
| | 6,8 W | 24 V | 240 | 804 | **E628** 01 |
| | 7,2 W | 24 V | 255 | 854 | **E629** 01 |
| | 7,7 W | 24 V | 270 | 904 | **E630** 01 |
| | 8 W | 24 V | 285 | 954 | **E631** 01 |
| | 8,5 W | 24 V | 300 | 1004 | **E632** 01 |
| | 17 W | 24 V | 600 | 2004 | **E633** 01 |
| | 25,5 W | 24 V | 900 | 3004 | **E634** 01 |
| | 34 W | 24 V | 1200 | 4004 | **E635** 01 |
| | 42,5 W | 24 V | 1500 | 5004 | **E636** 01 |
| | 59,5 W | 24 V | 2100 | 7004 | **E637** 01 |

24Vdc power supply to be ordered separately.

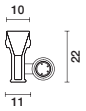


LED 3500K - CRI 80

| light source | W* | | lm | length | code colour |
|---|---|---|---|---|---|
| | 2 W | 24 V | 82,5 | 254 | **E596** 01 |
| | 2,6 W | 24 V | 99 | 304 | **E597** 01 |
| | 3 W | 24 V | 115,5 | 354 | **E598** 01 |
| | 3,4 W | 24 V | 132 | 404 | **E599** 01 |
| | 3,8 W | 24 V | 148,5 | 454 | **E600** 01 |
| | 4,3 W | 24 V | 165 | 504 | **E601** 01 |
| | 4,7 W | 24 V | 181,5 | 554 | **E602** 01 |
| | 5 W | 24 V | 198 | 604 | **E603** 01 |
| | 5,5 W | 24 V | 214,5 | 654 | **E604** 01 |
| | 6 W | 24 V | 231 | 704 | **E605** 01 |
| | 6,4 W | 24 V | 247,5 | 754 | **E606** 01 |
| | 6,8 W | 24 V | 264 | 804 | **E607** 01 |
| | 7,2 W | 24 V | 280,5 | 854 | **E608** 01 |
| | 7,7 W | 24 V | 297 | 904 | **E609** 01 |
| | 8 W | 24 V | 313,5 | 954 | **E610** 01 |
| | 8,5 W | 24 V | 330 | 1004 | **E611** 01 |
| | 17 W | 24 V | 660 | 2004 | **E612** 01 |
| | 25,5 W | 24 V | 990 | 3004 | **E613** 01 |
| | 34 W | 24 V | 1320 | 4004 | **E614** 01 |
| | 42,5 W | 24 V | 1650 | 5004 | **E615** 01 |
| | 59,5 W | 24 V | 2310 | 7004 | **E616** 01 |

24Vdc power supply to be ordered separately.

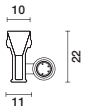


LED RGB

| light source | W* | | lm | length | code colour |
|---|---|---|---|---|---|
| | 2,2 W | 24 V | 16,8 | 254 | **E638** 01 |
| | 2,6 W | 24 V | 20 | 304 | **E639** 01 |
| | 3 W | 24 V | 23,5 | 354 | **E640** 01 |
| | 3,5 W | 24 V | 26,8 | 404 | **E641** 01 |
| | 4 W | 24 V | 30,2 | 454 | **E642** 01 |
| | 4,4 W | 24 V | 33,5 | 504 | **E643** 01 |
| | 4,8 W | 24 V | 39,6 | 554 | **E644** 01 |
| | 5,3 W | 24 V | 40,2 | 604 | **E645** 01 |
| | 5,7 W | 24 V | 43,6 | 654 | **E646** 01 |
| | 6,2 W | 24 V | 46,9 | 704 | **E647** 01 |
| | 6,6 W | 24 V | 50,3 | 754 | **E648** 01 |
| | 7 W | 24 V | 53,6 | 804 | **E649** 01 |
| | 7,5 W | 24 V | 57 | 854 | **E650** 01 |
| | 7,9 W | 24 V | 60,3 | 904 | **E651** 01 |
| | 8,4 W | 24 V | 63,7 | 954 | **E652** 01 |
| | 8,8 W | 24 V | 67 | 1004 | **E653** 01 |
| | 17,6 W | 24 V | 134 | 2004 | **E654** 01 |
| | 26,4 W | 24 V | 201 | 3004 | **E655** 01 |
| | 35,2 W | 24 V | 268 | 4004 | **E656** 01 |
| | 44 W | 24 V | 335 | 5004 | **E657** 01 |
| | 61,6 W | 24 V | 469 | 7004 | **E658** 01 |

24Vdc power supply to be ordered separately.

Underscore InOut can be connected in sequence up to a maximum of L=7004 mm. Based on the type of control gear, Underscore parallel connections can be created up to a max length of L=7004 mm each. They can also be installed in a continuous line (see instruction sheet).

# Underscore InOut Side Bend 10

## profiles

| Linear profile | length | code colour |
|---|---|---|
| | 250 | **X148** 12 |
| | 500 | **X149** 12 |
| | 1000 | **X150** 12 |
| | 2000 | **X151** 12 |

With 2 slots for the side exit of the connectors.

| Intermediate linear profile | length | code colour |
|---|---|---|
| | 998 | **X153** 12 |
| | 1787 | **X154** 12 |
| | 1997 | **X155** 12 |

Without slots
To be ordered with the end profiles
(refer to the instructions sheet)

| Pair of end linear profiles | | |
|---|---|---|
| | 104 | **X152** 12 |

With 1 slot for the side exit of the connector.
To be ordered with the intermediate profiles
(refer to the instructions sheet)

| Stainless steel support clip | | |
|---|---|---|
| | 40 | **X156** 13 |

For products with the side exit of the connectors.
Connector passage in the side part of the clip.
Designed for curved sections.

| Anodised aluminium support clip | | |
|---|---|---|
| | 40 | **X157** 12 |

For products with the side exit of the connectors.
Connector passage in the side part of the clip.
Designed for curved sections.

# Underscore InOut Side Bend 6/10

## accessories

| | code | colour |
|---|---|---|
| Cable with female connector for monochromatic LEDs IP68<br>With anti-detachment locknut | | |
| L=115 | **X168** | 04 |
| L=1500 | **X169** | 04 |
| L=3000 | **X170** | 04 |
| L=5000 | **X171** | 04 |
| Cable with male connector for monochromatic LEDs IP68<br>With anti-detachment locknut | | |
| L=115 | **X172** | 04 |
| L=1500 | **X173** | 04 |
| Cable with female connector for RGB IP68<br>With anti-detachment locknut | | |
| L=115 | **X174** | 04 |
| L=1500 | **X175** | 04 |
| L=3000 | **X176** | 04 |
| L=5000 | **X177** | 04 |
| Cable with male connector for RGB IP68<br>With anti-detachment locknut | | |
| L=115 | **X178** | 04 |
| L=1500 | **X179** | 04 |
| Cap kit for male connectors IP68<br>10 pieces per pack<br>With captive band | **X180** | 04 |
| Cap kit for female connectors IP68<br>10 pieces per pac<br>With captive band | **X181** | 04 |
| IP68 2-way junction connector<br>Possible connection of max. 2 outgoing cables with connectors | **X188** | 04 |
| IP68 4-way connector<br>Possible connection of max. 6 outgoing cables with connectors | **X189** | 04 |
| Box for electronic power supply IP67<br>Dim. 140x230x95h | **9582** | 00<br>not suitable for power supplies 9912-BZK1-MWK4-MWK5 |
| Box for power supplies IP67<br>dim. 280x190x130h | **BZ33** | 00 |

## components

| | code | colour |
|---|---|---|
| Electronic power supply designed to mount on a DIN standard profile 10W<br>$V_{IN}$=220÷240Vac / 50÷60Hz<br>$V_{OUT}$=24Vdc ±2% (SELV)<br>dim. 94x18x68h | **9908** | 00 |
| Electronic power supply designed to mount on a DIN standard profile 24W<br>$V_{IN}$=90÷-260Vac / 50÷60Hz<br>$V_{OUT}$=24Vdc ±2% (SELV)<br>dim. 94x36x68h | **9909** | 00 |
| Electronic power supply designed to mount on a DIN standard profile 72W<br>$V_{IN}$=220÷240Vac / 50÷60Hz<br>$V_{OUT}$=24Vdc ±2% (SELV)<br>dim. 95x72x68h | **9910** | 00 |
| Electronic power supply designed to mount on a DIN standard profile 96W<br>$V_{IN}$=220÷240Vac / 50÷60Hz<br>$V_{OUT}$=24Vdc ±2% (SELV)<br>dim. 95x72x68h | **9911** | 00 |
| Electronic power supply designed to mount on a DIN standard profile 120W<br>$V_{IN}$=88÷264Vac / 50÷60Hz<br>$V_{OUT}$=24÷28Vdc (SELV)<br>Dim. 40x114x125h | **BZK0** | 00 |
| Electronic power supply designed to mount on a DIN standard profile 240W<br>$V_{IN}$=88÷264Vac / 50÷60Hz<br>$V_{OUT}$=24÷28Vdc (SELV)<br>Dim. 63x114x125h | **9912** | 00 |
| Electronic power supply designed to mount on a DIN standard profile 480W<br>$V_{IN}$=90÷264Vac / 50÷60Hz<br>$V_{OUT}$=24÷28Vdc (SELV)<br>Dim. 86x114x125h | **BZK1** | 00 |
| Constant-voltage electronic power supply 50W 24V<br>Iout=2A<br>dim. 225x60x36h | **MWK4** | 00 |
| Constant-voltage electronic power supply 70W 24V<br>$I_{OUT}$=2,9A<br>dim. 225x60x36h | **MWK5** | 00 |
| Constant-voltage electronic power supply 96W 24V<br>$I_{OUT}$=4A<br>dim. 270x63x20,5h | **MX67** | 00 |
| PWM interface for DALI dimming monochromatic LEDs 120W 24Vdc<br>$V_{IN}$=10-24Vdc<br>$V_{OUT}$=10,5-24Vdc<br>dim. 172x42x20h | **MWP3** | 00 |
| 4-channel LED driver with DALI-DMX control 720W<br>$V_{IN}$=12÷48Vdc<br>$V_{OUT}$=5-12-24-48V<br>dim. 153x50x23h | **9639** | 00 |
| Constant-voltage electronic power supply IP67 40W<br>$V_{IN}$=90÷305Vac / 47÷63Hz<br>$V_{OUT}$=24Vdc±1%<br>$I_{OUT}$=1,67A (SELV)<br>dim. 171x61,5x36,8h | **X182** | 00 |
| Constant-voltage electronic power supply IP67 80W<br>$V_{IN}$=90÷305Vac / 47÷63Hz<br>$V_{OUT}$=24Vdc±1%<br>$I_{OUT}$=3,4A (SELV)<br>dim. 195,6x61,5x38,8h | **X183** | 00 |
| Constant-voltage electronic power supply IP67 120W<br>$V_{IN}$=90÷305Vac / 47÷63Hz<br>$V_{OUT}$=24Vdc±1%<br>$I_{OUT}$=5A (SELV)<br>dim. 220x68x38,8h | **X184** | 00 |
| Constant-voltage electronic power supply IP67 185W<br>$V_{IN}$=90÷305Vac / 47÷63Hz<br>$V_{OUT}$=24Vdc±1%<br>$I_{OUT}$=7,8A (SELV)<br>dim. 228x68x38,8h | **X185** | 00 |
| Constant-voltage electronic power supply IP67 240W<br>$V_{IN}$=90÷305Vac / 47÷63Hz<br>$V_{OUT}$=24Vdc±1%<br>$I_{OUT}$=10A (SELV)<br>dim. 244,2x68x38,8h | **X186** | 00 |
| Constant-voltage electronic power supply IP67 320W<br>$V_{IN}$=90÷305Vac / 47÷63Hz<br>$V_{OUT}$=24Vdc±1%<br>$I_{OUT}$=13,34A (SELV)<br>dim. 252x90x43,8h | **X187** | 00 |

# **Underscore InOut** Side Bend 16




## Features

IP68 IK10

- Linear lighting luminaire with monochromatic (2900K-3800K-4500K) or RGB LEDs.
- Surface-mounted installation with profiles (straight lines) or clips (curved lines).
- Made on 23Vdc white flexible circuit with length from 254 mm to 7004 mm (21 possible combinations).
- The PWM LED circuit is IP68 encapsulated in a high-performance polymer sheath with white colour (external part) and opal finish (emitting surface): the material allows for use and installation also at extreme temperature: 30°C +45°C.
- Uniform lighting without visible dots is guaranteed along the entire strip until the ends.
- Complete with cables L=80 mm with IP68 male and female connectors with anti-loosening metal ring.
- Complete with stainless steel wires to limit the plastic deformation of the body and avoid damaging the LED circuit.
- Resistance to salty water, UV and solvents.
- IK10 impact resistance.
- Temperature of contact <40°C

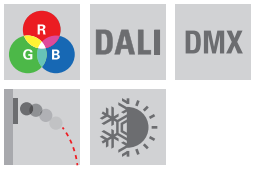


## Lighting effect

The Side-16mm version creates a striking graphic sign on architecture through straight or curved, white or coloured lines that mark a flat surface.

## Color temperature

Options include cool, neutral or warm white light for a better integration in the space or to create synaesthetic contrasts.


2800K

3500K

4500K

# Underscore InOut Side Bend 16

01
WHITE

new
Available for order

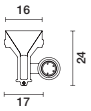


LED 2800K - CRI 80

| light source | W* | | lm | length | code colour |
|---|---|---|---|---|---|
| | 2,2 W | 24 V | 71,3 | 254 | **E491** 01 |
| | 2,6 W | 24 V | 85,5 | 304 | **E492** 01 |
| | 3 W | 24 V | 99,8 | 354 | **E493** 01 |
| | 3,4 W | 24 V | 114 | 404 | **E494** 01 |
| | 3,8 W | 24 V | 128,3 | 454 | **E495** 01 |
| | 4,3 W | 24 V | 142,5 | 504 | **E496** 01 |
| | 4,7 W | 24 V | 156,8 | 554 | **E497** 01 |
| | 5 W | 24 V | 171 | 604 | **E498** 01 |
| | 5,5 W | 24 V | 185,3 | 654 | **E499** 01 |
| | 6 W | 24 V | 199,5 | 704 | **E500** 01 |
| | 6,4 W | 24 V | 213,8 | 754 | **E501** 01 |
| | 6,8 W | 24 V | 228 | 804 | **E502** 01 |
| | 7,2 W | 24 V | 242,3 | 854 | **E503** 01 |
| | 7,7 W | 24 V | 256 | 904 | **E504** 01 |
| | 8 W | 24 V | 270,8 | 954 | **E505** 01 |
| | 8,5 W | 24 V | 285 | 1004 | **E506** 01 |
| | 17 W | 24 V | 570 | 2004 | **E507** 01 |
| | 25,5 W | 24 V | 855 | 3004 | **E508** 01 |
| | 34 W | 24 V | 1140 | 4004 | **E509** 01 |
| | 42,5 W | 24 V | 1425 | 5004 | **E510** 01 |
| | 59,5 W | 24 V | 1995 | 7004 | **E511** 01 |

24Vdc power supply to be ordered separately.

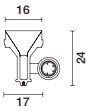


LED 4500K - CRI 80

| light source | W* | | lm | length | code colour |
|---|---|---|---|---|---|
| | 2,2 W | 24 V | 70 | 254 | **E533** 01 |
| | 2,6 W | 24 V | 84 | 304 | **E534** 01 |
| | 3 W | 24 V | 98 | 354 | **E535** 01 |
| | 3,4 W | 24 V | 112 | 404 | **E536** 01 |
| | 3,8 W | 24 V | 126 | 454 | **E537** 01 |
| | 4,3 W | 24 V | 140 | 504 | **E538** 01 |
| | 4,7 W | 24 V | 154 | 554 | **E539** 01 |
| | 5 W | 24 V | 168 | 604 | **E540** 01 |
| | 5,5 W | 24 V | 182 | 654 | **E541** 01 |
| | 6 W | 24 V | 196 | 704 | **E542** 01 |
| | 6,4 W | 24 V | 210 | 754 | **E543** 01 |
| | 6,8 W | 24 V | 224 | 804 | **E544** 01 |
| | 7,2 W | 24 V | 238 | 854 | **E545** 01 |
| | 7,7 W | 24 V | 252 | 904 | **E546** 01 |
| | 8 W | 24 V | 266 | 954 | **E547** 01 |
| | 8,5 W | 24 V | 280 | 1004 | **E548** 01 |
| | 17 W | 24 V | 560 | 2004 | **E549** 01 |
| | 25,5 W | 24 V | 840 | 3004 | **E550** 01 |
| | 34 W | 24 V | 1220 | 4004 | **E551** 01 |
| | 42,5 W | 24 V | 1400 | 5004 | **E552** 01 |
| | 59,5 W | 24 V | 1960 | 7004 | **E553** 01 |

24Vdc power supply to be ordered separately.

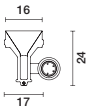


LED 3500K - CRI 80

| light source | W* | | lm | length | code colour |
|---|---|---|---|---|---|
| | 2,2 W | 24 V | 77,5 | 254 | **E512** 01 |
| | 2,6 W | 24 V | 93 | 304 | **E513** 01 |
| | 3 W | 24 V | 108,5 | 354 | **E514** 01 |
| | 3,4 W | 24 V | 124 | 404 | **E515** 01 |
| | 3,8 W | 24 V | 139,5 | 454 | **E516** 01 |
| | 4,3 W | 24 V | 155 | 504 | **E517** 01 |
| | 4,7 W | 24 V | 170,5 | 554 | **E518** 01 |
| | 5 W | 24 V | 186 | 604 | **E519** 01 |
| | 5,5 W | 24 V | 201,5 | 654 | **E520** 01 |
| | 6 W | 24 V | 217 | 704 | **E521** 01 |
| | 6,4 W | 24 V | 232,5 | 754 | **E522** 01 |
| | 6,8 W | 24 V | 248 | 804 | **E523** 01 |
| | 7,2 W | 24 V | 263,5 | 854 | **E524** 01 |
| | 7,7 W | 24 V | 279 | 904 | **E525** 01 |
| | 8 W | 24 V | 294,5 | 954 | **E526** 01 |
| | 8,5 W | 24 V | 310 | 1004 | **E527** 01 |
| | 17 W | 24 V | 620 | 2004 | **E528** 01 |
| | 25,5 W | 24 V | 930 | 3004 | **E529** 01 |
| | 34 W | 24 V | 1240 | 4004 | **E530** 01 |
| | 42,5 W | 24 V | 1550 | 5004 | **E531** 01 |
| | 59,5 W | 24 V | 2170 | 7004 | **E532** 01 |

24Vdc power supply to be ordered separately.

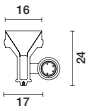


LED RGB

| light source | W* | | lm | length | code colour |
|---|---|---|---|---|---|
| | 2,2 W | 24 V | 14,5 | 254 | **E554** 01 |
| | 2,6 W | 24 V | 17,4 | 304 | **E555** 01 |
| | 3 W | 24 V | 20,3 | 354 | **E556** 01 |
| | 3,5 W | 24 V | 23,2 | 404 | **E557** 01 |
| | 4 W | 24 V | 26,1 | 454 | **E558** 01 |
| | 4,4 W | 24 V | 29 | 504 | **E559** 01 |
| | 4,8 W | 24 V | 31,9 | 554 | **E560** 01 |
| | 5,3 W | 24 V | 34,8 | 604 | **E561** 01 |
| | 5,7 W | 24 V | 37,7 | 654 | **E562** 01 |
| | 6,2 W | 24 V | 40,6 | 704 | **E563** 01 |
| | 6,6 W | 24 V | 43,5 | 754 | **E564** 01 |
| | 7 W | 24 V | 46,4 | 804 | **E565** 01 |
| | 7,5 W | 24 V | 49,3 | 854 | **E566** 01 |
| | 7,9 W | 24 V | 52,2 | 904 | **E567** 01 |
| | 8,4 W | 24 V | 55,1 | 954 | **E568** 01 |
| | 8,8 W | 24 V | 58 | 1004 | **E569** 01 |
| | 17,6 W | 24 V | 116 | 2004 | **E570** 01 |
| | 26,4 W | 24 V | 174 | 3004 | **E571** 01 |
| | 35,2 W | 24 V | 232 | 4004 | **E572** 01 |
| | 44 W | 24 V | 290 | 5004 | **E573** 01 |
| | 61,6 W | 24 V | 406 | 7004 | **E574** 01 |

24Vdc power supply to be ordered separately.

Underscore InOut can be connected in sequence up to a maximum of L=7004 mm. Based on the type of control gear, Underscore parallel connections can be created up to a max length of L=7004 mm each. They can also be installed in a continuous line (see instruction sheet).

# Underscore InOut Side Bend 16

## profiles

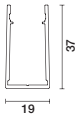


### High linear profile

| length | code colour |
|---|---|
| 1000 | **X143** 12 |
| 2000 | **X144** 12 |

With seating for hidden connector.
For all lengths (cut to size).
Allows the connector to be hidden in the lower part of the profile.

### Pair of low end linear profiles

| length | code colour |
|---|---|
| 104 | **X137** 12 |

With 1 slot for the side exit of the connector.
To be ordered with the intermediate profiles (refer to the instructions sheet)

### Low linear profile

| length | code colour |
|---|---|
| 250 | **X133** 12 |
| 500 | **X134** 12 |
| 1000 | **X135** 12 |
| 2000 | **X136** 12 |

With 2 slots for the side exit of the connectors

### Intermediate low linear profile

| length | code colour |
|---|---|
| 998 | **X138** 12 |
| 1787 | **X139** 12 |
| 1997 | **X140** 12 |

Without slots
To be ordered with the end profiles
(refer to the instructions sheet)

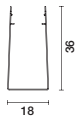


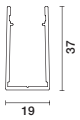


### Stainless steel high support clip

| length | code colour |
|---|---|
| 40 | **X145** 13 |

With seating for hidden connector.
Allows the connector to be hidden in the lower part of the stainless steel clip.
Designed for curved sections.

### Anodised aluminium high support clip

| length | code colour |
|---|---|
| 40 | **X146** 12 |

With seating for hidden connector.
Allows the connector to be hidden in the lower part of the stainless steel clip.
Designed for curved sections.

### Stainless steel low support clip

| length | code colour |
|---|---|
| 40 | **X147** 13 |

For products with the side exit of the connectors.
Connector passage in the side part of the clip.
Designed for curved sections.

# Underscore InOut Side Bend 16

## accessories

| | code | colour |
|---|---|---|
| Cable with female connector for monochromatic LEDs IP68<br>With anti-detachment locknut | | |
| L=115 | **X168** | 04 |
| L=1500 | **X169** | 04 |
| L=3000 | **X170** | 04 |
| L=5000 | **X171** | 04 |
| Cable with male connector for monochromatic LEDs IP68<br>With anti-detachment locknut | | |
| L=115 | **X172** | 04 |
| L=1500 | **X173** | 04 |
| Cable with female connector for RGB IP68<br>With anti-detachment locknut | | |
| L=115 | **X174** | 04 |
| L=1500 | **X175** | 04 |
| L=3000 | **X176** | 04 |
| L=5000 | **X177** | 04 |
| Cable with male connector for RGB IP68<br>With anti-detachment locknut | | |
| L=115 | **X178** | 04 |
| L=1500 | **X179** | 04 |
| Cap kit for male connectors IP68<br>10 units<br>With captive band | **X180** | 04 |
| Cap kit for female connectors IP68<br>10 units<br>With captive band | **X181** | 04 |
| IP68 2-way junction connector<br>Possible connection of max. 2 outgoing cables with connectors | **X188** | 04 |
| IP68 4-way connector<br>Possible connection of max. 6 outgoing cables with connectors | **X189** | 04 |
| Box for electronic power supply IP67<br>Dim. 140x230x95h | **9582** | 00<br>not suitable for power supplies 9912-BZK1-MWK4-MWK5 |
| Box for power supplies IP67<br>dim. 280x190x130h | **BZ33** | 00 |

## components

| | code | colour |
|---|---|---|
| Electronic power supply designed to mount on a DIN standard profile 10W<br>$V_{IN}$=220÷240Vac / 50÷60Hz<br>$V_{OUT}$=24Vdc ±2% (SELV)<br>dim. 94x18x68h | **9908** | 00 |
| Electronic power supply designed to mount on a DIN standard profile 24W<br>$V_{IN}$=90÷-260Vac / 50÷60Hz<br>$V_{OUT}$=24Vdc ±2% (SELV)<br>dim. 94x36x68h | **9909** | 00 |
| Electronic power supply designed to mount on a DIN standard profile 72W<br>$V_{IN}$=220÷240Vac / 50÷60Hz<br>$V_{OUT}$=24Vdc ±2% (SELV)<br>dim. 95x72x68h | **9910** | 00 |
| Electronic power supply designed to mount on a DIN standard profile 96W<br>$V_{IN}$=220÷240Vac / 50÷60Hz<br>$V_{OUT}$=24Vdc ±2% (SELV)<br>dim. 95x72x68h | **9911** | 00 |
| Electronic power supply designed to mount on a DIN standard profile 120W<br>$V_{IN}$=88÷264Vac / 50÷60Hz<br>$V_{OUT}$=24÷28Vdc (SELV)<br>Dim. 40x114x125h | **BZK0** | 00 |
| Electronic power supply designed to mount on a DIN standard profile DIN 240W<br>$V_{IN}$=88÷264Vac / 50÷60Hz<br>$V_{OUT}$=24÷28Vdc (SELV)<br>Dim. 63x114x125h | **9912** | 00 |
| Electronic power supply designed to mount on a DIN standard profile 480W<br>$V_{IN}$=90÷264Vac / 50÷60Hz<br>$V_{OUT}$=24÷28Vdc (SELV)<br>Dim. 86x114x125h | **BZK1** | 00 |
| Constant-voltage electronic power supply 50W 24V<br>Iout=2A<br>dim. 225x60x36h | **MWK4** | 00 |
| Constant-voltage electronic power supply 70W 24V<br>$I_{OUT}$=2,9A<br>dim. 225x60x36h | **MWK5** | 00 |
| Constant-voltage electronic power supply 96W 24V<br>$I_{OUT}$=4A<br>dim. 270x63x20,5h | **MX67** | 00 |
| Interfaccia PWM per dimmerazione DALI LED monocromatico 120W 24Vdc<br>$V_{IN}$=10-24Vdc<br>$V_{OUT}$=10,5-24Vdc<br>dim. 172x42x20h | **MWP3** | 00 |
| 4-channel LED driver with DALI-DMX control 720W<br>$V_{IN}$=12÷48Vdc<br>$V_{OUT}$=5-12-24-48V<br>dim. 153x50x23h | **9639** | 00 |
| Constant-voltage electronic power supply IP67 40W<br>$V_{IN}$=90÷305Vac / 47÷63Hz<br>$V_{OUT}$=24Vdc±1%<br>$I_{OUT}$=1,67A (SELV)<br>dim. 171x61,5x36,8h | **X182** | 00 |
| Constant-voltage electronic power supply IP67 80W<br>$V_{IN}$=90÷305Vac / 47÷63Hz<br>$V_{OUT}$=24Vdc±1%<br>$I_{OUT}$=3,4A (SELV)<br>dim. 195,6x61,5x38,8h | **X183** | 00 |
| Constant-voltage electronic power supply IP67 120W<br>$V_{IN}$=90÷305Vac / 47÷63Hz<br>$V_{OUT}$=24Vdc±1%<br>$I_{OUT}$=5A (SELV)<br>dim. 220x68x38,8h | **X184** | 00 |
| Constant-voltage electronic power supply IP67 185W<br>$V_{IN}$=90÷305Vac / 47÷63Hz<br>$V_{OUT}$=24Vdc±1%<br>$I_{OUT}$=7,8A (SELV)<br>dim. 228x68x38,8h | **X185** | 00 |
| Constant-voltage electronic power supply IP67 240W<br>$V_{IN}$=90÷305Vac / 47÷63Hz<br>$V_{OUT}$=24Vdc±1%<br>$I_{OUT}$=10A (SELV)<br>dim. 244,2x68x38,8h | **X186** | 00 |
| Constant-voltage electronic power supply IP67 320W<br>$V_{IN}$=90÷305Vac / 47÷63Hz<br>$V_{OUT}$=24Vdc±1%<br>$I_{OUT}$=13,34A (SELV)<br>dim. 252x90x43,8h | **X187** | 00 |

# Underscore InOut Top Bend 16




## Features

IP68 IK10

- Linear lighting luminaire with monochromatic (2900K-3800K-4500K) or RGB LEDs.
- Surface-mounted installation with profiles (straight lines) or clips (curved lines).
- Made on 23Vdc white flexible circuit with length from 254 mm to 7004 mm (21 possible combinations).
- The PWM LED circuit is IP68 encapsulated in a high-performance polymer sheath with white colour (external part) and opal finish (emitting surface): the material allows for use and installation also at extreme temperature: 30°C +45°C.
- Uniform lighting without visible dots is guaranteed along the entire strip until the ends.
- Complete with cables L=80 mm with IP68 male and female connectors with anti-loosening metal ring.
- Complete with stainless steel wires to limit the plastic deformation of the body and avoid damaging the LED circuit.
- Resistance to salty water, UV and solvents.
- IK10 impact resistance.
- Temperature of contact <40°C.

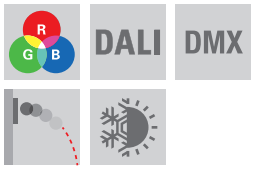


## Lighting effect

A continuous line of white or coloured light follows the surface direction.



## Color temperature

Options include cool, neutral or warm white light for a better integration in the space or to create synaesthetic contrasts.


2800K

3500K

4500K

# Underscore InOut Top Bend 16

01
WHITE

new
Available for order

LED 2800K - CRI 80

| light source | W* | | lm | length | code colour |
|---|---|---|---|---|---|
| | 2,1 W | 24 V | 68,6 | 254 | **E407** 01 |
| | 2,6 W | 24 V | 82,5 | 304 | **E408** 01 |
| | 3 W | 24 V | 96,3 | 354 | **E409** 01 |
| | 3,4 W | 24 V | 110 | 404 | **E410** 01 |
| | 3,8 W | 24 V | 123,8 | 454 | **E411** 01 |
| | 4,3 W | 24 V | 137,5 | 504 | **E412** 01 |
| | 4,7 W | 24 V | 151 | 554 | **E413** 01 |
| | 5 W | 24 V | 165 | 604 | **E414** 01 |
| | 5,5 W | 24 V | 178,8 | 654 | **E415** 01 |
| | 6 W | 24 V | 192,5 | 704 | **E416** 01 |
| | 6,4 W | 24 V | 206 | 754 | **E417** 01 |
| | 6,8 W | 24 V | 220 | 804 | **E418** 01 |
| | 7 W | 24 V | 234 | 854 | **E419** 01 |
| | 7,7 W | 24 V | 247,5 | 904 | **E420** 01 |
| | 8 W | 24 V | 261 | 954 | **E421** 01 |
| | 8,5 W | 24 V | 275 | 1004 | **E422** 01 |
| | 17 W | 24 V | 550 | 2004 | **E423** 01 |
| | 25,5 W | 24 V | 825 | 3004 | **E424** 01 |
| | 34 W | 24 V | 1100 | 4004 | **E425** 01 |
| | 42,5 W | 24 V | 1375 | 5004 | **E426** 01 |
| | 59,5 W | 24 V | 1925 | 7004 | **E427** 01 |

24Vdc power supply to be ordered separately.

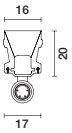


LED 4500K - CRI 80

| light source | W* | | lm | length | code colour |
|---|---|---|---|---|---|
| | 2 W | 24 V | 82,5 | 254 | **E449** 01 |
| | 2,6 W | 24 V | 99 | 304 | **E450** 01 |
| | 3 W | 24 V | 115,5 | 354 | **E451** 01 |
| | 3,4 W | 24 V | 132 | 404 | **E452** 01 |
| | 3,8 W | 24 V | 148,5 | 454 | **E453** 01 |
| | 4,3 W | 24 V | 165 | 504 | **E454** 01 |
| | 4,7 W | 24 V | 181,5 | 554 | **E455** 01 |
| | 5 W | 24 V | 198 | 604 | **E456** 01 |
| | 5,5 W | 24 V | 214,5 | 654 | **E457** 01 |
| | 6 W | 24 V | 231 | 704 | **E458** 01 |
| | 6,4 W | 24 V | 247,5 | 754 | **E459** 01 |
| | 6,8 W | 24 V | 264 | 804 | **E460** 01 |
| | 7 W | 24 V | 280,5 | 854 | **E461** 01 |
| | 7,7 W | 24 V | 297 | 904 | **E462** 01 |
| | 8 W | 24 V | 313,5 | 954 | **E463** 01 |
| | 8,5 W | 24 V | 330 | 1004 | **E464** 01 |
| | 17 W | 24 V | 660 | 2004 | **E465** 01 |
| | 25,5 W | 24 V | 990 | 3004 | **E466** 01 |
| | 34 W | 24 V | 1320 | 4004 | **E467** 01 |
| | 42,5 W | 24 V | 1650 | 5004 | **E468** 01 |
| | 59,5 W | 24 V | 2310 | 7004 | **E469** 01 |

24Vdc power supply to be ordered separately.

LED 3500K - CRI 80

| light source | W* | | lm | length | code colour |
|---|---|---|---|---|---|
| | 2 W | 24 V | 75 | 254 | **E428** 01 |
| | 2,6 W | 24 V | 90 | 304 | **E429** 01 |
| | 3 W | 24 V | 105 | 354 | **E430** 01 |
| | 3,4 W | 24 V | 120 | 404 | **E431** 01 |
| | 3,8 W | 24 V | 135 | 454 | **E432** 01 |
| | 4,3 W | 24 V | 150 | 504 | **E433** 01 |
| | 4,7 W | 24 V | 165 | 554 | **E434** 01 |
| | 5 W | 24 V | 180 | 604 | **E435** 01 |
| | 5,5 W | 24 V | 195 | 654 | **E436** 01 |
| | 6 W | 24 V | 210 | 704 | **E437** 01 |
| | 6,4 W | 24 V | 225 | 754 | **E438** 01 |
| | 6,8 W | 24 V | 240 | 804 | **E439** 01 |
| | 7,2 W | 24 V | 255 | 854 | **E440** 01 |
| | 7,7 W | 24 V | 270 | 904 | **E441** 01 |
| | 8,1 W | 24 V | 285 | 954 | **E442** 01 |
| | 8,5 W | 24 V | 300 | 1004 | **E443** 01 |
| | 17 W | 24 V | 600 | 2004 | **E444** 01 |
| | 25,5 W | 24 V | 900 | 3004 | **E445** 01 |
| | 34 W | 24 V | 1200 | 4004 | **E446** 01 |
| | 42,5 W | 24 V | 1500 | 5004 | **E447** 01 |
| | 59,5 W | 24 V | 2100 | 7004 | **E448** 01 |

24Vdc power supply to be ordered separately.

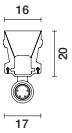


LED RGB

| light source | W* | | lm | length | code colour |
|---|---|---|---|---|---|
| | 2,2 W | 24 V | 29 | 254 | **E470** 01 |
| | 2,6 W | 24 V | 34,8 | 304 | **E471** 01 |
| | 3 W | 24 V | 40,4 | 354 | **E472** 01 |
| | 3,5 W | 24 V | 46,4 | 404 | **E473** 01 |
| | 4 W | 24 V | 52,2 | 454 | **E474** 01 |
| | 4,4 W | 24 V | 58 | 504 | **E475** 01 |
| | 4,8 W | 24 V | 63,8 | 554 | **E476** 01 |
| | 5,3 W | 24 V | 69,6 | 604 | **E477** 01 |
| | 5,7 W | 24 V | 75,4 | 654 | **E478** 01 |
| | 6,2 W | 24 V | 81,2 | 704 | **E479** 01 |
| | 6,6 W | 24 V | 87 | 754 | **E480** 01 |
| | 7 W | 24 V | 92,8 | 804 | **E481** 01 |
| | 7,5 W | 24 V | 98,6 | 854 | **E482** 01 |
| | 8 W | 24 V | 104,4 | 904 | **E483** 01 |
| | 8,4 W | 24 V | 110,2 | 954 | **E484** 01 |
| | 8,8 W | 24 V | 116 | 1004 | **E485** 01 |
| | 17,6 W | 24 V | 232 | 2004 | **E486** 01 |
| | 26,4 W | 24 V | 348 | 3004 | **E487** 01 |
| | 35,2 W | 24 V | 464 | 4004 | **E488** 01 |
| | 44 W | 24 V | 580 | 5004 | **E489** 01 |
| | 61,6 W | 24 V | 812 | 7004 | **E490** 01 |

24Vdc power supply to be ordered separately.

Underscore InOut can be connected in sequence up to a maximum of L=7004 mm. Based on the type of control gear, Underscore parallel connections can be created up to a max length of L=7004 mm each. They can also be installed in a continuous line (see instruction sheet).

# Underscore InOut Top Bend 16

## profiles

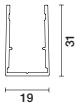


| | length | code colour |
|---|---|---|
| **High linear profile** | | |
| | 1000 | **X129** 12 |
| | 2000 | **X130** 12 |

With seating for hidden connector.
For all lengths (cut to size).
Allows the connector to be hidden in the lower part of the profile.

| | length | code colour |
|---|---|---|
| **Low linear profile** | | |
| | 250 | **X133** 12 |
| | 500 | **X134** 12 |
| | 1000 | **X135** 12 |
| | 2000 | **X136** 12 |

With 2 slots for the side exit of the connectors.

**Intermediate low linear profile**

| | | |
|---|---|---|
| | 998 | **X138** 12 |
| | 1787 | **X139** 12 |
| | 1997 | **X140** 12 |

Without slots
To be ordered with the end profiles
(refer to the instructions sheet)

**Pair of end low linear profiles**

| | | |
|---|---|---|
| | 104 | **X137** 12 |

With 1 slot for the side exit of the connector.
To be ordered with the intermediate profiles
(refer to the instructions sheet)

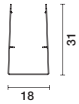


**Stainless steel high support clip**

| | | |
|---|---|---|
| | 40 | **X131** 13 |

With seating for hidden connector.
Allows the connector to be hidden
in the lower part of the stainless steel clip.
Designed for curved sections.

**Stainless steel low support clip**

| | | |
|---|---|---|
| | 40 | **X141** 13 |

For products with the side exit of the connectors.
Connector passage in the side part of the clip.
Designed for curved sections.

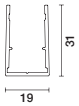


**Anodised aluminium high support clip**

| | | |
|---|---|---|
| | 40 | **X132** 12 |

With seating for hidden connector.
Allows the connector to be hidden
in the lower part of the stainless steel clip.
Designed for curved sections.

**Anodised aluminium low support clip**

| | | |
|---|---|---|
| | 40 | **X142** 12 |

For products with the side exit of the connectors.
Connector passage in the side part of the clip.
Designed for curved sections.



Technical data may change with technological evolution.
For updated data please refer to our on-line catalogue.

# Underscore InOut Top Bend 16

## accessories

| | code | colour |
|---|---|---|
| Cable with female connector for monochromatic LEDs IP68<br>With anti-detachment locknut | | |
| L=115 | **X168** | 04 |
| L=1500 | **X169** | 04 |
| L=3000 | **X170** | 04 |
| L=5000 | **X171** | 04 |
| Cable with male connector for monochromatic LEDs IP68<br>With anti-detachment locknut | | |
| L=115 | **X172** | 04 |
| L=1500 | **X173** | 04 |
| Cable with female connector for RGB IP68<br>With anti-detachment locknut | | |
| L=115 | **X174** | 04 |
| L=1500 | **X175** | 04 |
| L=3000 | **X176** | 04 |
| L=5000 | **X177** | 04 |
| Cable with male connector for RGB IP68<br>With anti-detachment locknut | | |
| L=115 | **X178** | 04 |
| L=1500 | **X179** | 04 |
| Cap kit for male connectors IP68<br>10 units<br>With anti-detachment locknut | **X180** | 04 |
| Cap kit for female connectors IP68<br>10 units<br>With anti-detachment locknut | **X181** | 04 |
| IP68 2-way junction connector<br>Possible connection of max. 2 outgoing cables with connectors | **X188** | 04 |
| IP68 4-way connector<br>Possible connection of max. 6 outgoing cables with connectors | **X189** | 04 |
| Box for electronic power supply IP67<br>Dim. 140x230x95h | **9582** | 00<br>not suitable for power supplies 9912-BZK1-MWK4-MWK5 |
| Box for power supplies IP67<br>dim. 280x190x130h | **BZ33** | 00 |

## components

| | code | colour |
|---|---|---|
| Electronic power supply designed to mount on a DIN standard profile 10W<br>$V_{IN}$=220÷240Vac / 50÷60Hz<br>$V_{OUT}$=24Vdc ±2% (SELV)<br>dim. 94x18x68h | **9908** | 00 |
| Electronic power supply designed to mount on a DIN standard profile 24W<br>$V_{IN}$=90÷-260Vac / 50÷60Hz<br>$V_{OUT}$=24Vdc ±2% (SELV)<br>dim. 94x36x68h | **9909** | 00 |
| Electronic power supply designed to mount on a DIN standard profile 72W<br>$V_{IN}$=220÷240Vac / 50÷60Hz<br>$V_{OUT}$=24Vdc ±2% (SELV)<br>dim. 95x72x68h | **9910** | 00 |
| Electronic power supply designed to mount on a DIN standard profile 96W<br>$V_{IN}$=220÷240Vac / 50÷60Hz<br>$V_{OUT}$=24Vdc ±2% (SELV)<br>dim. 95x72x68h | **9911** | 00 |
| Electronic power supply designed to mount on a DIN standard profile 120W<br>$V_{IN}$=88÷264Vac / 50÷60Hz<br>$V_{OUT}$=24÷28Vdc (SELV)<br>Dim. 40x114x125h | **BZK0** | 00 |
| Electronic power supply designed to mount on a DIN standard profile 240W<br>$V_{IN}$=88÷264Vac / 50÷60Hz<br>$V_{OUT}$=24÷28Vdc (SELV)<br>Dim. 63x114x125h | **9912** | 00 |
| Electronic power supply designed to mount on a DIN standard profile 480W<br>$V_{IN}$=90÷264Vac / 50÷60Hz<br>$V_{OUT}$=24÷28Vdc (SELV)<br>Dim. 86x114x125h | **BZK1** | 00 |
| Constant-voltage electronic power supply 50W 24V<br>Iout=2A<br>dim. 225x60x36h | **MWK4** | 00 |
| Constant-voltage electronic power supply 70W 24V<br>$I_{OUT}$=2,9A<br>dim. 225x60x36h | **MWK5** | 00 |
| Constant-voltage electronic power supply 96W 24V<br>$I_{OUT}$=4A<br>dim. 270x63x20,5h | **MX67** | 00 |
| PWM interface for DALI dimming monochromatic LEDs 120W 24Vdc<br>$V_{IN}$=10-24Vdc<br>$V_{OUT}$=10,5-24Vdc<br>dim. 172x42x20h | **MWP3** | 00 |
| 4-channel LED driver with DALI-DMX control 720W<br>$V_{IN}$=12÷48Vdc<br>$V_{OUT}$=5-12-24-48V<br>dim. 153x50x23h | **9639** | 00 |
| Constant-voltage electronic power supply IP67 40W<br>$V_{IN}$=90÷305Vac / 47÷63Hz<br>$V_{OUT}$=24Vdc±1%<br>$I_{OUT}$=1,67A (SELV)<br>dim. 171x61,5x36,8h | **X182** | 00 |
| Constant-voltage electronic power supply IP67 80W<br>$V_{IN}$=90÷305Vac / 47÷63Hz<br>$V_{OUT}$=24Vdc±1%<br>$I_{OUT}$=3,4A (SELV)<br>dim. 195,6x61,5x38,8h | **X183** | 00 |
| Constant-voltage electronic power supply IP67 120W<br>$V_{IN}$=90÷305Vac / 47÷63Hz<br>$V_{OUT}$=24Vdc±1%<br>$I_{OUT}$=5A (SELV)<br>dim. 220x68x38,8h | **X184** | 00 |
| Constant-voltage electronic power supply IP67 185W<br>$V_{IN}$=90÷305Vac / 47÷63Hz<br>$V_{OUT}$=24Vdc±1%<br>$I_{OUT}$=7,8A (SELV)<br>dim. 228x68x38,8h | **X185** | 00 |
| Constant-voltage electronic power supply IP67 240W<br>$V_{IN}$=90÷305Vac / 47÷63Hz<br>$V_{OUT}$=24Vdc±1%<br>$I_{OUT}$=10A (SELV)<br>dim. 244,2x68x38,8h | **X186** | 00 |
| Constant-voltage electronic power supply IP67 320W<br>$V_{IN}$=90÷305Vac / 47÷63Hz<br>$V_{OUT}$=24Vdc±1%<br>$I_{OUT}$=13,34A (SELV)<br>dim. 252x90x43,8h | **X187** | 00 |

pinterest.com/iguzzini

# Trick

design Dean Skira

Radial Effect

Light Blade Effect

Washer Effect

360°

L/L

180°

ø45
recessed

ø45
recessed

ø110
Surface-mounted

ø90
Surface-mounted

ø90
Surface-mounted

ø90
Surface-mounted

ø160
Surface-mounted

Wellington Lux Festival - Wellington, New Zealand

Lighting project: Stephenson & Turner (Pontus Hammarback, Michael Warwick), ECC (Anita Dykes)
Photo: Russell Kleyn

# **Trick** radial effect

## Features

IP66 IK07

- Luminaire for use with LEDs warm white color temperature.
- Recessed (ø 45 mm) and wall-mounted (ø 90 - ø 160 mm) versions.
- Wall-mounted versions have a screen and a base for support. PMMA screen, die-cast aluminium supporting base, stainless steel plate for fixing to wall, supplied with L=400 mm cable (except versions with power supply).
- Versions with and without built-in power supply.
- Recessed versions have a screen and die-cast aluminium body and hot galvanized steel springs, supplied with L=400 mm cable.
- Compatible with lighting management systems.
- Temperature of contact <50°.
- Luminaire reduced dimensions.
- All external screws are in A2 stainless steel.

DALI DMX

Compact size

## Lighting effects

The 360° Radial optic emphasizes spaces with highly concentrated lines of light.



360° effect with wall application

360° effect with ceiling application

**Shadow lines**
To create and use shadows, there are cylindrical accessories which can be fitted on the surface lit by surface-skimming lighting.





# **Trick** radial effect

E4 WHITE/CHROME | E5 WHITE/GRAY | 01 WHITE | 10 CHROME | 15 GRAY

## 360° effect

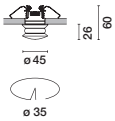


| light source | W* | lm | code | colour |
|---|---|---|---|---|
| LED | **Recessed installation with springs** 3000K - CRI 83 | | | |
| | **4W** | **520** | **BU07** | 01-15 10* |

Power supply 250 mA to be ordered separately.
* For interior applications only

| light source | W* | lm | code | colour |
|---|---|---|---|---|
| LED | **Recessed wall-mounted installation** 3000K - CRI 83 | | | |
| | **4W** | **520** | **BU08** | 01-15 10* |

Power supply 250 mA to be ordered separately.
* For interior applications only

| light source | W* | lm | code | colour |
|---|---|---|---|---|
| LED | **Surface-mounted** 3000K - CRI 83 | | | |
| | **5,9W** | **630** | **BU10** | 01-15 10* |

Power supply 350 mA to be ordered separately.
* For interior applications only

| light source | W* | lm | code | colour |
|---|---|---|---|---|
| LED | **Surface-mounted** 3000K - CRI 83 | | | |
| | **5,9W** | **620** | **BU17** | 01-E5 E4 |

Complete with power supply
Class of Insulation II

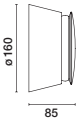


| light source | W* | lm | code | colour |
|---|---|---|---|---|
| LED | **Surface-mounted** 3000K - CRI 83 | | | |
| | **12W** | **1270** | **BU23** | 01-E5 E4 |

Complete with power supply
Class of Insulation II

The luminaires without power supply are compatible with the Master Pro DMX and Master Pro Evo lighting management systems shown on page 692.

### accessories, installation systems and components

| | code | colour |
|---|---|---|
| Trick bits | **X021** | 13 |
| ø 9 mm - h 25 mm | **X022** | 13 |
| ø 13 mm - h 25 mm | | |
| Casing for concrete walls | **BZZ8** | 04 |
| for BU07-BU08 | | |
| Cylindrical casing for plasterboard or similar walls | **X000** | 00 |
| for BU08 | | |
| Electronic power supply 6W - IP20 | **X019** | 00 |
| $V_{IN}$=100÷240Vac / 50÷60Hz $V_{OUT}$=24Vdc 250mA dim. 42x40x22h | for BU07-BU08 | |
| Electronic power supply 19-20W max - IP20 | **X020** | 00 |
| $V_{IN}$=220÷240Vac / 50÷60Hz $V_{OUT}$=27÷54Vdc 350/500/700mA dim. 52x110x22h | for BU07-BU08-BU10 | |
| The current to be selected for the LED circuit is shown on the label provided on the product power cable. | | |

| | code | colour |
|---|---|---|
| Electronic power supply 7W - IP20 | **9905** | 00 |
| $V_{IN}$=100÷240Vac / 50÷60Hz $V_{OUT}$=24Vdc 350/500mA dim. 42x40x22h | for BU10 | |
| Dimmable electronic power supply - 15/20W max - IP20 | **X090** | 00 |
| $V_{IN}$=220÷240Vac 110÷127Vac / 50÷60Hz $V_{OUT}$=28÷43Vdc 350/500/700mA dim. 52x110x22h | for BU07-BU08-BU10 | |
| Electronic power supply 17W - IP20 | **9907** | 00 |
| Vin=110÷240Vac / 50÷60Hz Vout=48Vdc 350mA dim. 38x122x28h | for BU10 | |
| Box for power supply IP67 | **9582** | 00 |
| dim. 140x230x95h | | |
| Box for power supply IP67 | **BZ33** | 00 |
| dim. 280x190x130h | | |

Technical data may change with technological evolution.
For updated data please refer to our on-line catalogue.

# **Trick** Light Blade effect



## Features

IP66 IK07

- Luminaire for use with LEDs warm white color temperature.
- Wall-mounted version (ø 90 mm).
- Consists of screen and supporting base. PMMA screen, die-cast aluminium supporting base, stainless steel plate for fixing to wall, supplied with L=400 mm cable (except versions with power supply).
- Versions with and without built-in power supply.
- Available in 360° Blade 180° Blade and Blade-Blade optics.
- Compatible with lighting management systems.
- Temperature of contact <50°.
- Luminaire reduced dimensions.
- All external screws are in A2 stainless steel.

DALI DMX

## Lighting effects

Blade 360° and Blade-Blade optics (versions BU27 and BU28) and 180° Blade (versions BU16 and BU22) provide new ways of leading the eye through spaces.



360° effect



L/L effect

180° effect

# **Trick** Light Blade effect

01 WHITE
15 GRAY

## 360° Blade Effect

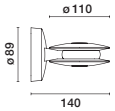


| light source | W* | lm | code colour |
|---|---|---|---|
| LED | Surface-mounted | | |
| | 3000K - CRI 80 | | |
| | 5,7 W | 720 | **BU27** 01-15 |

Power supply 350 mA to be ordered separately.

The luminaires without power supply are compatible with the Master Pro DMX and Master Pro Evo lighting management systems shown on page 692.

## Light Blade Effect

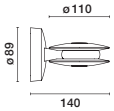


| light source | W* | lm | code colour |
|---|---|---|---|
| LED | Surface-mounted | | |
| | 3000K - CRI 80 | | |
| | 5,7 W | 720 | **BU28** 01-15 |

Power supply 350 mA to be ordered separately.

## 180° Blade Effect

| light source | W* | lm | code colour |
|---|---|---|---|
| LED | Surface-mounted | | |
| | 3000K - CRI 83 | | |
| | 3 W | 320 | **BU16** 01-15 |

Power supply 350 mA to be ordered separately.

The luminaires without power supply are compatible with the Master Pro DMX and Master Pro Evo lighting management systems shown on page 692.

| light source | W* | lm | code colour |
|---|---|---|---|
| LED | Surface-mounted | | |
| | 3000K - CRI 83 | | |
| | 3 W | 320 | **BU22** 01-15 |

Complete with power supply
Class of Insulation II

### components

| | code | colore |
|---|---|---|
| Electronic power supply 7 W - IP20<br>$V_{IN}$=100÷240Vac / 50÷60Hz<br>$V_{OUT}$=24Vdc 350/500mA<br>dim. 42x40x22h | **9905** for BU16-BU27-BU28 | 00 |
| Electronic power supply 19-20 W max - IP20<br>$V_{IN}$=220÷240Vac / 50÷60Hz<br>$V_{OUT}$=27÷54Vdc 350/500/700mA<br>dim. 52x110x22h<br>The current to be selected for the LED circuit is shown on the label provided on the product power cable. | **X020** for BU16-BU27-BU28 | 00 |
| Electronic power supply 17 W - IP20<br>Vin=110÷240Vac / 50÷60Hz<br>Vout=48Vdc 350mA<br>dim. 38x122x28h | **9907** for BU16-BU27-BU28 | 00 |
| Dimmable electronic power supply - 15/20W max - IP20<br>$V_{IN}$=220÷240Vac<br>110÷127Vac / 50÷60Hz<br>$V_{OUT}$=28÷43Vdc 350/500/700mA<br>dim. 52x110x22h | **X090** for BU16-BU27-BU28 | 00 |
| Box for power supply IP67<br>dim. 140x230x95h | **9582** | 00 |
| Box for power supply IP67<br>dim. 280x190x130h | **BZ33** | 00 |

# **Trick** Washer effect

## Features

IP66 IK07

- Luminaire for use with LEDs warm white color temperature.
- Recessed (ø 45 mm) and wall-mounted (ø 90 mm) versions.
- Wall-mounted versions have a screen and a base for support. PMMA screen, die-cast aluminium supporting base, stainless steel plate for fixing to wall, supplied with L=400 mm cable (except versions with power supply).
- Versions with and without built-in power supply.
- Recessed versions have a screen and die-cast aluminium body and stainless steel springs. Wall-washer optic.
- Compatible with lighting management systems.
- Temperature of contact <50°.
- Luminaire reduced dimensions.
- All external screws are in A2 stainless steel.

LMS

Compact size

## Lighting effect

The Washer optic gives a wall washer effect using a miniaturized luminaire camouflaged in the area where it is installed.



# **Trick** Washer effect

01 WHITE
15 GRAY

## Washer effect

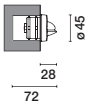


| light source | W* | lm | code | colour |
|---|---|---|---|---|
| LED | **Recessed wall-mounted installation** | | | |
| | 3000K - CRI 83 | | | |
| | **2,1 W** | **240** | **BU09** | 01-15 |

Power supply 250 mA to be ordered separately.

| light source | W* | lm | code | colour |
|---|---|---|---|---|
| LED | **Surface-mounted** | | | |
| | 3000K - CRI 83 | | | |
| | **3 W** | **320** | **BU14** | 01-15 |

Power supply 350 mA to be ordered separately.

The luminaires without power supply are compatible with the Master Pro DMX and Master Pro Evo lighting management systems shown on page 692.

| light source | W* | lm | code | colour |
|---|---|---|---|---|
| LED | **Surface-mounted** | | | |
| | 3000K - CRI 83 | | | |
| | **3 W** | **320** | **BU21** | 01-15 |

Complete with power supply
Class of Insulation II

### accessories, installation systems and components

| | code | colour |
|---|---|---|
| Casing for concrete walls | **BZZ8** for BU09 | 04 |
| Cylindrical casing for plasterboard or similar walls | **X000** for BU09 | 00 |
| Electronic power supply 6W - IP20<br>VIN=100÷240Vac / 50÷60Hz<br>VOUT=24Vdc 250mA<br>dim. 42x40x22h | **X019** for BU09 | 00 |
| Electronic power supply 19-20W max - IP20<br>VIN=220÷240Vac / 50÷60Hz<br>VOUT=27÷54Vdc 350/500/700mA<br>dim. 52x110x22h<br>The current to be selected for the LED circuit is shown on the label provided on the product power cable. | **X020** for BU09 | 00 |

| | code | colour |
|---|---|---|
| Electronic power supply 7W - IP20<br>VIN=100÷240Vac / 50÷60Hz<br>VOUT=24Vdc 350/500mA<br>dim. 42x40x22h | **9905** for BU14 | 00 |
| Dimmable electronic power supply - 15/20W max - IP20<br>VIN=220÷240Vac<br>110÷127Vac / 50÷60Hz<br>VOUT=28÷43Vdc 350/500/700mA<br>dim. 52x110x22h | **X090** for BU09-BU14 | 00 |
| Electronic power supply 17W - IP20<br>Vin=110÷240Vac / 50÷60Hz<br>Vout=48Vdc 350mA<br>dim. 38x122x28h | **9907** for BU14 | 00 |
| Box for power supply IP67<br>dim. 140x230x95h | **9582** | 00 |
| Box for power supply IP67<br>dim. 280x190x130h | **BZ33** | 00 |

# Kriss

design Yamada

## Features

IP44 IK05

- Luminaire for lighting effects for use with metal halide lamps.
- Wall-mounted installation.
- Extruded aluminium optical assembly; sodium-calcium tempered sealing glass, 5 mm thick; tempered sodium-calcium glass lens, 12,5 mm thick; steel retention cable; black rubber silicone gasket; curved reflector made of black anodized aluminium; black PG9 cable clamp.
- Aluminium posterior control gear cover, with a texturised paint surface finish; power supply with a nonexplosive power factor correction capacitor, ballast and starter.
- All screws are A2 stainless steel.

## Lighting effect

Kriss has various light distributions: light wedge, spot effect and flood effect with the possibility of adjusting the beam of light.

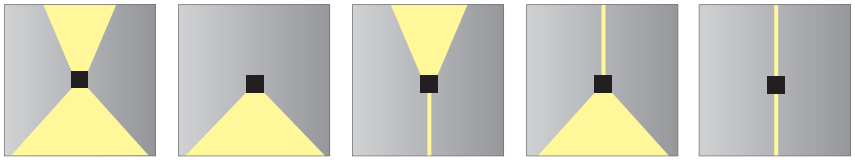

# Kriss

04 BLACK

15 GREY

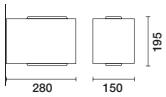


| light source | W | length | code colour |
|---|---|---|---|
| HIT (BLV) (G12) | 70 W | 280 | **5689** 04-15 |

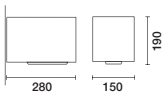


| light source | W | length | code colour |
|---|---|---|---|
| HIT (BLV) (G12) | 70 W | 280 | **5690** 04-15 |

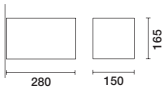


| light source | W | length | code colour |
|---|---|---|---|
| HIT (BLV) (G12) | 70 W | 280 | **5688** 04-15 |

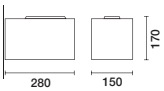


| light source | W | length | code colour |
|---|---|---|---|
| HIT (BLV) (G12) | 70 W | 280 | **5686** 04-15 |

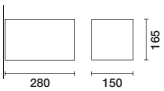


| light source | W | length | code colour |
|---|---|---|---|
| HIT (BLV) (G12) | 70 W | 280 | **5687** 04-15 |

# **iPro** wall/ceiling-mounted

design Mario Cucinella

micro ⌀ 51

mini ⌀ 81

small ⌀ 132

ceiling-mounted

ceiling-mounted

ceiling-mounted

wall-mounted
down light

wall-mounted
down light

wall-mounted
down light

wall-mounted
down light
L

wall-mounted
down light
L

wall-mounted
up / down light
L/F
VWF / VWF
L/L

medium ⌀ 155

large ⌀ 192

ceiling-mounted

ceiling-mounted

wall-mounted
down light

wall-mounted
down light

# **iPro** micro / mini

design Mario Cucinella

## Features

IP66 IK07

- Luminaire for use with LEDs.
- Wall and ceiling-mounted installation.
- Optical assembly, upper cap for ceiling-mounted installation and lateral base for wall-mounted installation made of die-cast aluminium; transparent tempered sodium-calcium sealing glass, 4 mm thick, siliconed to optical assembly.
- All products are provided with lenses or high reflection flux enhancers in thermoplastic material.
- Mini body versions provided with electronic power sypply (Vin 100÷240Vsc 50/60Hz); micro body with electronic power sypply to be ordered separately (500/700mA, versions CLIII) except for wall-mounted up/down light.
- Luminaire ready for pass-through wiring.
- All external screws are in A2 stainless steel.

Compact size

## Micro optics and lamps

**F** - Flood
α 26°-34°

**VWF** - Very Wide Flood
α 84°-90°

**L** - Light Blade

**VWF** - Wide-Flood /
**VWF** - Wide-Flood
α 84°

**L** - Light Blade **/**
**L** - Light Blade

**L** - Light Blade **/**
**VWF** - Wide-Flood
α 84°

LED

1,5 - 3 - 4,5W

4,7W

## Versions

Micro and mini body wall-/ceiling mounted luminaires are available in a floodlight version. The codes, technical and lighting design features are on page 510.

# iPro micro / mini

01 WHITE  15 GREY

| light source | W* | lm | optic | code colour |
|---|---|---|---|---|
| LED | **Ceiling-mounted** | | | |
| | 4000K - CRI 80 | | | |
| | **4,7W** | **390** | **26°** | **BK06** 01-15 |
| | 3000K - CRI 80 | | | |
| | **4,7W** | **360** | **26°** | **BK07** 01-15 |

Power supply to be ordered separately to 500mA

| light source | W* | lm | optic | code colour |
|---|---|---|---|---|
| LED | **Wall-mounted - Up light or Down light** | | | |
| | 4000K - CRI 75 | | | |
| | **4,5W** | **420** | **L** | **BK02** 01-15 |
| | **1,5W** | **150** | **84°** | ***BK04** 01-15 |
| | 3100K - CRI 80 | | | |
| | **4,5W** | **390** | **L** | **BK03** 01-15 |
| | **1,5W** | **150** | **84°** | ***BK05** 01-15 |

Power supply to be ordered separately to 500mA
* Power supply codes max 700mA (for the a 500mA data refer to the on-line catalogue)

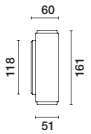


| light source | W* | lm | optic | code colour |
|---|---|---|---|---|
| LED | **Wall-mounted - Up/down light** | | | |
| | 4000K - CRI 75 | | | |
| | **3W** | **290 up** | **L** | **BK08** 01-15 |
| | **3W** | **290 down** | **L** | |
| | **1,5W** | **140 up** | **84°** | **BK10** 01-15 |
| | **1,5W** | **140 down** | **84°** | |
| | **3W** | **290 up** | **L** | **BK12** 01-15 |
| | **1,5W** | **140 down** | **84°** | |
| | 3100K - CRI 80 | | | |
| | **3W** | **270 up** | **L** | **BK09** 01-15 |
| | **3W** | **270 down** | **L** | |
| | **1,5W** | **130 up** | **84°** | **BK11** 01-15 |
| | **1,5W** | **130 down** | **84°** | |
| | **3W** | **270 up** | **L** | **BK13** 01-15 |
| | **1,5W** | **130 down** | **84°** | |

Complete with power supply and exit cable
Class of Insulation II

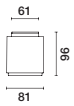


| light source | W* | lm | optic | code colour |
|---|---|---|---|---|
| LED | **Ceiling-mounted** | | | |
| | 4000K - CRI 80 | | | |
| | **4,7W** | **400** | **34°** | **BK33** 01-15 |
| | 3000K - CRI 80 | | | |
| | **4,7W** | **380** | **34°** | **BK34** 01-15 |

Complete with power supply
Class of Insulation II

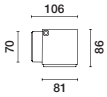


| light source | W* | lm | optic | code colour |
|---|---|---|---|---|
| LED | **Wall-mounted - Up light or Down light** | | | |
| | 4000K - CRI 80 | | | |
| | **4,5W** | **420** | **L** | **BK29** 01-15 |
| | **4,7W** | **400** | **34°** | **BK31** 01-15 |
| | **4,7W** | **400** | **90°** | **BU38** 01-15 |
| | 3000K - CRI 80 | | | |
| | **4,5W** | **390** | **L** | **BK30** 01-15 |
| | **4,7W** | **380** | **34°** | **BK32** 01-15 |
| | **4,7W** | **380** | **90°** | **BU39** 01-15 |

Complete with power supply
Class of Insulation II

## components

| | 51 code | 51 colour | 81 code | 81 colour |
|---|---|---|---|---|
| Electronic power supply 6W - IP20<br>$V_{IN}$=100-240Vac / 50-60 Hz<br>$V_{OUT}$=12Vdc 500mA<br>dim. 40x42x22h | **BZ98** | 00 | **---** | --- |
| Electronic power supply 20W - IP20<br>$V_{IN}$=110-240Vac / 50-60 Hz<br>$V_{OUT}$=42Vdc 500mA<br>dim. 38x119x28h | **BZA0** | 00 | **---** | --- |
| Electronic power supply 17W - IP20<br>Vin=220-240Vac / 50-60 Hz<br>Vout=2-25Vdc 700mA<br>dim. 37x128x28h | **MXF9**<br>for BK04-BK05 | 00 | **---** | --- |

## components

| | 51 code | 51 colour | 81 code | 81 colour |
|---|---|---|---|---|
| Box for power supply IP67<br>dim. 140x230x95h | **9582**<br>for BZ98-BZA0-MXF9 | 00 | **---** | --- |
| Connector block with fast-coupling terminals - IP66<br>Suitable for cables 2x4 mm² | **BZK7** | 15 | **---** | --- |
| Watertight connector kit IP68 | **9581** | 04 | **9581** | 04 |
| Connector IP68<br>Suitable for cables 2x2,5 mm² | **BZK6** | 00 | **---** | --- |

# **iPro** small / medium / large

design Mario Cucinella

## Features

IP66 IK07

- Luminaire for use with LEDs.
- Ceiling-mounted installation.
- Composed of optical assembly and component-holder with base for ceiling-mounted installation.
- Made of die-cast aluminium coated with acrylic liquid paint with high resistance to weather agents and UV radiation; hard sodium-calcium safety glass, 5 mm thickness; frame joined to optical assembly by means of two AISI 304 stainless steel M5 captive screws and steel safety cable.
- Internal silicone watertight gaskets.
- Luminaire ready for pass-through wiring.
- Class II luminaire, set up for class I.
- All external screws are in A2 stainless steel.

## Optics and lamps

**SS** - Superspot
α 8°

**F** - Flood
α 32°-34°-38°

**WF** - Wide Flood
α 40°

**VWF** - Very Wide Flood
α 94°-100°

| | |
|---|---|
| LED | 12 - 16 - 17W |
| | 24 - 27 - 35W |

## Cut off

Cut-off angle comparison between LED Single Chip and LED C.o.B. versions

| | | Cut Off | Body | α |
|---|---|---|---|---|
| LED Single Chip | | 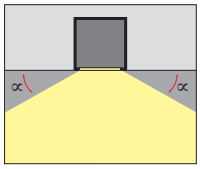 | small | - |
| | | | medium | 30° |
| | | | large | 30° |
| LED C.o.B |  | 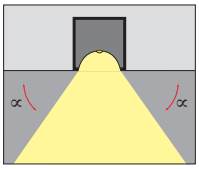 | small | 50° |
| | | | medium | 55° |
| | | | large | 56° |

# **iPro** small / medium / large

LED

- **LED Single Chip**
- Colour stability
  **Mac Adam <3**
- Life
  100000 h **L80 B10**
- Color temperature:
  Neutral white **4000K**
  Warm white **3000K**

## Energy saving

| lumen lm | LED | QR 111 | ENERGY SAVING | HIT-CE | ENERGY SAVING |
|---|---|---|---|---|---|
| **1400** | 16W | 75W | 79% | - | - |
| **2280** | 27W | 2x75W | 82% | 35W | 22% |

(3000K) LED energy saving compared with conventional lamps

## Versions

iPro floodlights with small, medium and large body can be wall-mounted using the special base.
The codes, technical and lighting design features are on page 512.

| | Floodlight | Lamp | Optic | Code |
|---|---|---|---|---|
| small | 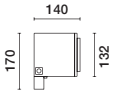 Wall-mounted base code **BZI8** | 12W 1600 lm LED C.o.B. neutral | 20° | BX02 |
| | | 12W 1550 lm LED C.o.B. warm | 20° | BX03 |
| | | 12W 1600 lm LED C.o.B. neutral | 40° | BX04 |
| | | 12W 1550 lm LED C.o.B. warm | 40° | BX05 |
| | | 12W 1600 lm LED C.o.B. neutral | 52° | BX06 |
| | | 12W 1550 lm LED C.o.B. warm | 52° | BX07 |
| | | 9,3W 900 lm LED Single Chip neutral | 10° | BD34 |
| | | 9,3W 850 lm LED Single Chip warm | 10° | BD35 |
| | | 9,3W 900 lm LED Single Chip neutral | 34° | BD36 |
| | | 9,3W 850 lm LED Single Chip warm | 34° | BD37 |
| | | 50W QR CBC 51 GU5,3 | - | BD38 |
| | | 20W HIT-CE PGJ5 | 6° | BD32 |
| | | 20W HIT-CE PGJ5 | 38° | BD33 |
| medium | 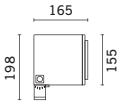 Wall-mounted base code **BZI9** | 17W 2100 lm LED C.o.B. neutral | 12° | BX08 |
| | | 17W 2000 lm LED C.o.B. warm | 12° | BX09 |
| | | 17W 2250 lm LED C.o.B. neutral | 38° | BX10 |
| | | 17W 2150 lm LED C.o.B. warm | 38° | BX11 |
| | | 17W 2250 lm LED C.o.B. neutral | 48° | BX12 |
| | | 17W 2150 lm LED C.o.B. warm | 48° | BX13 |
| | | 16W 1500 lm LED Single Chip neutral | 12° | BD46 |
| | | 16W 1400 lm LED Single Chip warm | 12° | BD47 |
| | | 18W 1400 lm LED Single Chip neutral | 32° | BD48 |
| | | 18W 1210 lm LED Single Chip warm | 32° | BD49 |
| | | 35W HIT-TC-CE G8,5 | 6° | BD40 |
| | | 35W HIT-TC-CE G8,5 | 10° | BD41 |
| | | 35W HIT-TC-CE G8,5 | 20° | BD42 |
| | | 35W HIT-TC-CE G8,5 | AL | BD43 |

| | Floodlight | Lamp | Optic | Code |
|---|---|---|---|---|
| large | 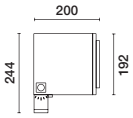 Wall-mounted base code **BZM5** | 24W 3300 lm LED C.o.B. neutral | 16° | BX14 |
| | | 24W 3150 lm LED C.o.B. warm | 16° | BX15 |
| | | 24W 3300 lm LED C.o.B. neutral | 32° | BX16 |
| | | 24W 3150 lm LED C.o.B. warm | 32° | BX17 |
| | | 24W 3300 lm LED C.o.B. neutral | 48° | BX18 |
| | | 24W 3150 lm LED C.o.B. warm | 48° | BX19 |
| | | 35W 4700 lm LED C.o.B. neutral DALI | 16° | BX20 |
| | | 35W 4500 lm LED C.o.B. warm DALI | 16° | BX21 |
| | | 35W 4700 lm LED C.o.B. neutral DALI | 32° | BX22 |
| | | 35W 4500 lm LED C.o.B. warm DALI | 32° | BX23 |
| | | 35W 4700 lm LED C.o.B. neutral DALI | 48° | BX24 |
| | | 35W 4500 lm LED C.o.B. warm DALI | 48° | BX25 |
| | | 27W 2430 lm LED Single Chip neutral | 8° | BG35 |
| | | 27W 2280 lm LED Single Chip warm | 8° | BG36 |
| | | 27W 2430 lm LED Single Chip neutral | 34° | BG37 |
| | | 27W 2280 lm LED Single Chip warm | 34° | BG38 |
| | | 24W 1350 lm LED Single Chip | 14° | BV60 |
| | | 24W 1350 lm LED Single Chip | 32° | BV61 |
| | | 26W 2300 lm LED Single Chip | 10° | BV62 |
| | | 26W 2300 lm LED Single Chip | 31° | BV63 |
| | | 150W HIT-CE G12 | 8° | BD59 |
| | | 150W HIT-CE G12 | 36° | BD61 |
| | | 70W HIT-CE G12 | 6° | BD52 |
| | | 70W HIT-CE G12 | 10° | BD53 |
| | | 70W HIT-CE G12 | 38° | BD54 |
| | | 70W HIT-CE G12 | AL | BD56 |
| | | 70W HIT-DE-CE Rx7s | AT | BD55 |
| | | 150W HIT-DE-CE G12 / HST-DE Rx7s | AT | BD62 |

# iPro small / medium / large

01
WHITE

15
GREY

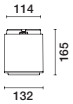


| light source | W* | lm | optic | code colour |
|---|---|---|---|---|
| LED | 4000K - CRI 80 - C.o.B. | | | |
| | 12 W | 1600 | 40° | **BX26** 01-15 |
| | 3000K - CRI 80 - C.o.B. | | | |
| | 12 W | 1550 | 40° | **BX27** 01-15 |

Complete with power supply
Class of Insulation I

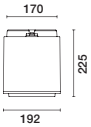


| light source | W* | lm | optic | code colour |
|---|---|---|---|---|
| LED | 4000K - CRI 80 - C.o.B. - dimmable 1-10V | | | |
| | 24 W | 3300 | 32° | **BX30** 01-15 |
| | 3000K - CRI 80 - C.o.B. - dimmable 1-10V | | | |
| | 24 W | 3150 | 32° | **BX31** 01-15 |
| | 4000K - CRI 80 - C.o.B. - DALI | | | |
| | 35 W | 4700 | 32° | **BX32** 01-15 |
| | 3000K - CRI 80 - C.o.B. - DALI | | | |
| | 35 W | 4500 | 32° | **BX33** 01-15 |

Complete with power supply
Class of Insulation I

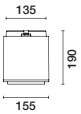


| light source | W* | lm | optic | code colour |
|---|---|---|---|---|
| LED | 4000K - CRI 80 - C.o.B. - dimmable 1-10V | | | |
| | 17 W | 2250 | 38° | **BX28** 01-15 |
| | 3000K - CRI 80 - C.o.B. - dimmable 1-10V | | | |
| | 17 W | 2150 | 38° | **BX29** 01-15 |

Complete with power supply
Class of Insulation I

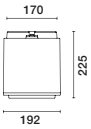


| light source | W* | lm | optic | code colour |
|---|---|---|---|---|
| LED | 4000K - CRI 80 - Single Chip | | | |
| | 27 W | 2430 | 8° | **BI38** 01-15 |
| | 27 W | 2430 | 34° | **BI40** 01-15 |
| | 27 W | 2430 | 94° | **BL23** 01-15 |
| | 3000K - CRI 80 - Single Chip | | | |
| | 27 W | 2280 | 8° | **BI39** 01-15 |
| | 27 W | 2280 | 34° | **BL22** 01-15 |
| | 27 W | 2280 | 94° | **BL24** 01-15 |

Complete with power supply

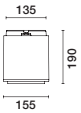


| light source | W* | lm | optic | code colour |
|---|---|---|---|---|
| LED | 4000K - CRI 80 - Single Chip | | | |
| | 16 W | 1500 | 34° | **BI31** 01-15 |
| | 16 W | 1500 | 100° | **BI33** 01-15 |
| | 3000K - CRI 80 - Single Chip | | | |
| | 16 W | 1400 | 34° | **BI32** 01-15 |
| | 16 W | 1400 | 100° | **BI34** 01-15 |

Complete with power supply

## accessories

| | 132 | | 155 | | 192 | |
|---|---|---|---|---|---|---|
| | code | colour | code | colour | code | colour |
| Accessory-frame<br>For use installing accessories | **BZ49** | 01-15 | **BZ63** | 01-15 | **BZ77** | 01-15 |
| Refractor for elliptical distribution | **BZ53** | 24 | **BZ67** | 24 | **BZ80** | 24 |
| Glass diffuser | **BZ51** | 65 | **BZ65** | 65 | **BZ79** | 65 |
| Prismatic glass diffuser | **BZ52** | 24 | **BZ66** | 24 | **1154** | 24 |
| Protection grid<br>Installed with accessory-frame | **BZ56** | 13 | **BZ71** | 13 | **BZ85** | 13 |
| Interchangeable reflectors for LED C.o.B. | | | | | | |
| spot | **X099** (15°) | 12 | **---** | --- | **X105** (16°) | 12 |
| wide flood | **X101** (60°) | 12 | **X104** (48°) | 12 | **X107** (48°) | 12 |

Refer to table and instruction sheet for information on how to install and combine the accessories.



Technical data may change with technological evolution.
For updated data please refer to our on-line catalogue.

Le Albere - Trento, Italy
Architectural and lighting project: RPBW - Photo: Enrico Cano

pinterest.com/iguzzini

pinterest.com/iguzzini

# iRoll 65

micro ø 78

ceiling-mounted

wall-mounted down light

wall-mounted up/down light

mini ø 109

ceiling-mounted

wall-mounted down light

wall-mounted up/down light

small ø 165

ceiling-mounted

wall-mounted down light

wall-mounted up/down light

large ø 218

ceiling-mounted

wall-mounted down light

wall-mounted up/down light

Delegación Iztapalapa - Mexico City, Mexico
Lighting project: Artec 3 - Photo: iGuzzini Archive

# iRoll 65 micro / mini

## Features

IP65 IK07 micro version mini version

- Luminaire for use with halogen lamps and LEDs.
- Ceiling and wall-mounted installation with down light and up/down light emission.
- High visual comfort.
- Optical assembly, ceiling or wall base, arm (wall-mounted version) and frame made of die-cast aluminium; plastic arm guard; 4 mm thick tempered sodium-calcium closing glass secured to the frame with silicone.
- Internal silicone watertight gaskets.
- Double adjustability of the optics.
- Black polycarbonate multigroove ring for visual comfort.
- Luminaire ready for pass-through wiring.
- External stainless steel screws.
- Class of Insulation II.
- Class of Insulation I (versions with QR CBC 51, 240V, ceiling and wall-mounted down-light)

## Optical accessories

Refractor for elliptical distribution

Diffusing prismatic glass

Coloured filters

# iRoll 65 micro / mini

LED

- **LED Single Chip**
- Colour stability
  **Mac Adam <3**
- Life
  50000 h **L70 B20**
- Color temperature:
  Neutral white **4200K**
  Warm white **3200K**

## Energy saving

| lumen lm | LED | QR CBC 51 | |
|---|---|---|---|
| **280** | 4,5W | 20W | 78% |
| **496** | 7,6W | 35W | 78% |
| **1400** | 12W | 50W | 76% |

(3200K) LED energy saving compared with conventional lamps

## Micro optics and lamps

**SS** - Superspot
α 6°-8°

**F** - Flood
α 30°



**SS** - Superspot
**SS** - Superspot
α 8°



**F** - Flood
**F** - Flood
α 31°

**E** - Elliptical*

| | |
|---|---|
| LED | 4,5 - 7,6W |

* The Elliptical optic is obtained by fitting the appropriate accessory.

## Mini optics and lamps

**SS** - Superspot
*Adjustable* α 7°

**S** - Spot
*Adjustable* α 14°

**M** - Medium
α 16°

**F** - Flood
α 40°

**E** - Elliptical*

| | |
|---|---|
| LED | 4,9 - 9,8 - 12W |

**SS** - Superspot *Adjust.*
**SS** - Superspot *Adjust.*
α 7°



**S** - Spot *Adjustable*
**S** - Spot *Adjustable*
α 14°

* The Elliptical optic is obtained by fitting the appropriate accessory.

# iRoll 65 micro / mini

15
GREY

| light source | W* | lm | optic | code colour |
|---|---|---|---|---|
| LED | **Ceiling-mounted** | | | |
| | 4200K - CRI 75 - Single Chip | | | |
| | **4,5 W** | **323** | **6°** | **BA79** 15 |
| | **4,5 W** | **323** | **30°** | **BA82** 15 |
| | 3200K - CRI 80 - Single Chip | | | |
| | **4,5 W** | **280** | **6°** | **BA80** 15 |
| | **4,5 W** | **280** | **30°** | **BA83** 15 |

Complete with power supply
Class of Insulation I
Max 1 flat accessory may be installed

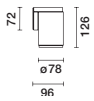


| light source | W* | lm | optic | code colour |
|---|---|---|---|---|
| LED | **Wall-mounted - Down light** | | | |
| | 4200K - CRI 75 - Single Chip | | | |
| | **4,5 W** | **323** | **8°** | **BA85** 15 |
| | **4,5 W** | **323** | **30°** | **BA88** 15 |
| | 3200K - CRI 80 - Single Chip | | | |
| | **4,5 W** | **280** | **8°** | **BA86** 15 |
| | **4,5 W** | **280** | **30°** | **BA89** 15 |

Complete with power supply
Class of Insulation I
Max 1 flat accessory may be installed

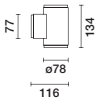


| light source | W* | lm | optic | code colour |
|---|---|---|---|---|
| LED | **Wall-mounted - Up/down light** | | | |
| | 4200K - CRI 75 - Single Chip | | | |
| | **7,6 W** | **572** | **up 8°** | **BA91** 15 |
| | | | **down 8°** | |
| | **7,6 W** | **572** | **up 31°** | **BA94** 15 |
| | | | **down 31°** | |
| | 3200K - CRI 80 - Single Chip | | | |
| | **7,6 W** | **496** | **up 8°** | **BA92** 15 |
| | | | **down 8°** | |
| | **7,6 W** | **496** | **up 31°** | **BA95** 15 |
| | | | **down 31°** | |

Complete with power supply
Class of Insulation I
Max 1 flat accessory may be installed

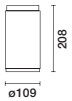


| light source | W* | lm | optic | code colour |
|---|---|---|---|---|
| LED | **Ceiling-mounted** | | | |
| | 4200K - CRI 75 - Single Chip - adjustable optic | | | |
| | **4,9 W** | **389** | **7°** | **BC05** 15 |
| | **4,9 W** | **389** | **14°** | **BC08** 15 |
| | 3200K - CRI 80 - Single Chip - adjustable optic | | | |
| | **4,9 W** | **338** | **7°** | **BC06** 15 |
| | **4,9 W** | **338** | **14°** | **BC09** 15 |
| | 4000K - CRI 80 - C.o.B. - fixed optic | | | |
| | **12 W** | **1450** | **40°** | **BI15** 15 |
| | 3000K - CRI 80 - C.o.B. - fixed optic | | | |
| | **12 W** | **1400** | **40°** | **BI16** 15 |

Complete with power supply
Class of Insulation II
Max 1 flat accessory may be installed

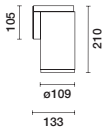


| light source | W* | lm | optic | code colour |
|---|---|---|---|---|
| LED | **Wall-mounted - Down light** | | | |
| | 4200K - CRI 75 - Single Chip - adjustable optic | | | |
| | **4,9 W** | **389** | **7°** | **BC12** 15 |
| | **4,9 W** | **389** | **14°** | **BC15** 15 |
| | 3200K - CRI 80 - Single Chip - adjustable optic | | | |
| | **4,9 W** | **338** | **7°** | **BC13** 15 |
| | **4,9 W** | **338** | **14°** | **BC16** 15 |
| | 4000K - CRI 80 - C.o.B. - fixed optic | | | |
| | **12 W** | **1450** | **16°** | **BI21** 15 |
| | **12 W** | **1450** | **40°** | **BI23** 15 |
| | 3000K - CRI 80 - C.o.B. - fixed optic | | | |
| | **12 W** | **1400** | **16°** | **BI22** 15 |
| | **12 W** | **1400** | **40°** | **BI24** 15 |

Complete with power supply
Class of Insulation II
Max 1 flat accessory may be installed

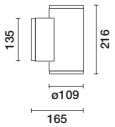


| light source | W* | lm | optic | code colour |
|---|---|---|---|---|
| LED | **Wall-mounted - Up/down light** | | | |
| | 4200K - CRI 75 - Single Chip - adjustable optic | | | |
| | **9,8 W** | **778** | **up 7°** | **BC19** 15 |
| | | | **down 7°** | |
| | **9,8 W** | **778** | **up 14°** | **BC22** 15 |
| | | | **down 14°** | |
| | 3200K - CRI 80 - Single Chip - adjustable optic | | | |
| | **9,8 W** | **676** | **up 7°** | **BC20** 15 |
| | | | **down 7°** | |
| | **9,8 W** | **676** | **up 14°** | **BC23** 15 |
| | | | **down 14°** | |

Complete with power supply
Class of Insulation II
Max 1 flat accessory may be installed

| accessories | | ø78 | | ø109 | |
|---|---|---|---|---|---|
| | | code | colour | code | colour |
| | Refractor for elliptical distribution<br>Installed with accessory-frame | **BZ17** | 24 | **BZ20** | 24 |
| | Prismatic glass diffuser | **BZ19** | 24 | **BZ22** | 24<br>for BC08-BC09-BC15 BC16-BC22-BC23 |
| | Coloured filters | **BZ18** | 05-06 | **BZ21** | 05-06<br>09 |



Technical data may change with technological evolution.
For updated data please refer to our on-line catalogue.

# iRoll 65 small / large

## Features

IP65 IK07

- Luminaire for use with discharge lamps and LEDs.
- Ceiling and wall-mounted installation with down light and up/down light emission.
- High visual comfort.
- Optical assembly, base for ceilings or walls, arm (wall-mounted version) and frame made of die-cast aluminium alloy; sodium calcium transparent tempered glass, 4 mm thick, is connected with silicone to the frame; silicone water tight interior gaskets; fastening steel cables between the lower frame and the optical assembly and between the optical assembly and the upper base; 99,96% ultrapure aluminium reflectors.
- Available with electromagnetic and electronic control gear.
- Double adjustability of the optics.
- Luminaire ready for pass-through wiring.
- Protection in compliance with DIN/VDE 0710 part 13. (For some versions large body)
- All external screws are in A2 stainless steel.

## LED

- **LED Single Chip**
- Colour stability **Mac Adam <3**
- Life 50000 h **L80 B10**
- Color temperature: Neutral white **4000K** Warm white **3000K**

## Energy saving

| lumen lm | LED | QR CBC 51 | | HIT-CE | |
|---|---|---|---|---|---|
| **2600** | 25W | 2x50W | 76% | - | - |
| **4000** | 35W | - | - | 50W | 30% |

(3000K) LED energy saving compared with conventional lamps

# iRoll 65 small / large

The accessories allow the features of the lighting produced by the single luminaire to be altered, for highly professional lighting effects.
The combination of filters allows the lamp colour features to be changed, to make the most of the objects lit or the space.

The exploded diagram is of the large body

## Optics and lamps

### Down light

**S** - Spot
α 10°-12°-14°-16°

**F** - Flood
α 38°

**WF** - Wide Flood
α 50°

**AL** - Asymmetrical Longitudinal**

**E** - Elliptical*

| | |
|---|---|
| LED | 25 - 35W |
| HIT-TC-CE | 35W |
| HIT-CE | 70W |

### Up/Down light

**ES** - Spot Effect
**AL** - Asym.Longit.



**WF** - Wide Flood.
**WF** - Wide Flood
α 46°-51°

| | |
|---|---|
| HIT-TC-CE | 35 - 70W |
| HIT-CE | 70W |

* The Elliptical optic is obtained by fitting the appropriate accessory.

# iRoll 65 small / large

15
GREY

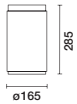


| light source | W* | lm | optic | code colour |
|---|---|---|---|---|
| LED | **Ceiling-mounted** | | | |
| | 4000K - CRI 80 - C.o.B. - fixed optic | | | |
| | **25 W** | **2700** | **38°** | **BI17** 15 |
| | 3000K - CRI 80 - C.o.B. - fixed optic | | | |
| | **25 W** | **2600** | **38°** | **BI18** 15 |
| | Complete with power supply | | | |
| HIT-TC-CE (G8,5) | Electronic - adjustable optic | | | |
| | **35 W** | | **12°** | **BA08** 15 |
| | **35 W** | | **50°** | **BA12** 15 |

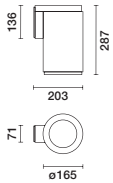


| light source | W | lm | optic | code colour |
|---|---|---|---|---|
| LED | **Wall-mounted - Down light** | | | |
| | 4000K - CRI 80 - C.o.B. - fixed optic | | | |
| | **25 W** | **2700** | **14°** | **BI25** 15 |
| | **25 W** | **2700** | **38°** | **BI27** 15 |
| | 3000K - CRI 80 - C.o.B. - fixed optic | | | |
| | **25 W** | **2600** | **14°** | **BI26** 15 |
| | **25 W** | **2600** | **38°** | **BI28** 15 |
| | Complete with power supply | | | |
| HIT-TC-CE (G8,5) | Electronic - adjustable optic | | | |
| | **35 W** | | **12°** | **BA22** 15 |
| | **35 W** | | **AL** | **BA26** 15 |

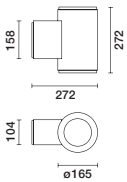


| light source | W | | optic | code colour |
|---|---|---|---|---|
| | **Wall-mounted - Up/down light** | | | |
| HIT-TC-CE (G8,5) | Electronic - fixed optic | | | |
| | **35 W** | up | **ES** | **BA31** 15 |
| | | down | **AL** | |
| | **35 W** | up | **51°** | **BA32** 15 |
| | | down | **51°** | |
| | **70 W** | up | **ES** | **BA33** 15 |
| | | down | **AL** | |
| | **70 W** | up | **51°** | **BA34** 15 |
| | | down | **51°** | |

# iRoll 65 small / large

15
GREY

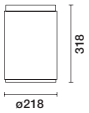


| light source | W* | lm | optic | code colour |
|---|---|---|---|---|
| **LED** | **Ceiling-mounted** | | | |
| | 4000K - CRI 80 - C.o.B. - fixed optic | | | |
| | **35 W** | **4200** | **50°** | **BI19** 15 |
| | 3000K - CRI 80 - C.o.B. - fixed optic | | | |
| | **35 W** | **4000** | **50°** | **BI20** 15 |
| | Complete with power supply | | | |
| **HIT-CE** (G12) | Electronic - adjustable optic | | | |
| | **70 W** | | **10°** | **B755** 15 |
| | **70 W** | | **38°** | **B758** 15 |

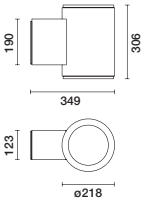


| light source | W | | optic | code colour |
|---|---|---|---|---|
| | **Wall-mounted - Up/down light** | | | |
| **HIT-CE** (G12) | Electronic - fixed optic | | | |
| | **70 W** | up | **ES** | ***B779** 15 |
| | | down | **AL** | |
| | **70 W** | up | **46°** | ***B781** 15 |
| | | down | **46°** | |

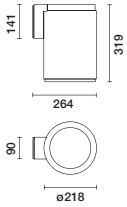


| light source | W | | optic | code colour |
|---|---|---|---|---|
| **LED** | **Wall-mounted - Down light** | | | |
| | 4000K - CRI 80 - C.o.B. - fixed optic | | | |
| | **35 W** | **4200** | **16°** | **BI29** 15 |
| | **35 W** | **4200** | **50°** | **BL28** 15 |
| | 3000K - CRI 80 - fixed optic | | | |
| | **35 W** | **4000** | **16°** | **BI30** 15 |
| | **35 W** | **4000** | **50°** | **BL29** 15 |
| | Complete with power supply | | | |
| **HIT-CE** (G12) | Electronic - adjustable optic | | | |
| | **70 W** | | **10°** | **B770** 15 |
| | Electronic - fixed optic | | | |
| | **70 W** | | **AL** | **B773** 15 |

## accessories

| | code | colour | code | colour |
|---|---|---|---|---|
| Refractor for elliptical distribution | **BZ01** | 24<br>for BA08-BA12-BA22-BA32 BA34-BI17-BI18-BI27-BI28 | **4492** | 24<br>for B755-B758-B770-B781 BI19-BI20-BI29-BI30 BL28-BL29 |
| Diffusing glass | **BZ02** | 65<br>for BA08-BA12-BA22-BA26 BA31-BA32-BA33-BA34 | **4493** | 65<br>for B755-B758-B770-B773 B779-B781-BI19-BI20-BI29 BI30-BL28-BL29 |

## accessories

| | code | colour | code | colour |
|---|---|---|---|---|
| Spill ring for adjustable Spot optic | **BZ04** | 04<br>for BA08-BA22 | **6879** | 04<br>for B755-B770 |
| Spill ring for adjustable Flood optic | **BZ06** | 04<br>for BA12 | **6881** | 04<br>for B758 |
| Spill ring for Longitudinal Asymmetric optic | **BZ07** | 04<br>for BA26-BA31-BA33 | **6874** | 04<br>for B773-B779 |

Bolshevik Business Center - Moscow, Russia

Customer: O1 Properties, Tactics Group
Architectural project: John McAslan + Partners, Gia Equation
Lighting project: Ultimatum Group - Photo: Andrey Khrolenok



Technical data may change with technological evolution.
For updated data please refer to our on-line catalogue.

pinterest.com/iguzzini

# **Full** Square

design Mario Cucinella

## Features

IP66 IK10

EMERGENCY

- Diffused light luminaire for use with fluorescent lamps.
- Ceiling and wall-mounted installation also available in recessed version.
- Composed of component-holder compartment, front frame and protection screen.
- Polycarbonate compartment complete with: component holderplate with protection cover, control gear with fast-coupling terminals and PG11 cable clamp; diecast aluminium external frame; polycarbonate diffuser.
- Available with electronic control gear and emergency with inverter.
- Luminaire ready for pass-through wiring.
- All screws are A2 stainless steel.

| light source | W | code | colour |
|---|---|---|---|
| | **Wall/ceiling-mounted luminaire** | | |
| **TC-TEL** (GX24q-3) | Electronic | | |
| | **26/32 W** | **B572** | 01-15 |
| | Electronic<br>Always-on for emergency light | | |
| | **26 W** | ***B691** | 01-15 |

* Wall-mounting only

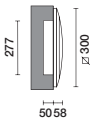


| light source | W | code | colour |
|---|---|---|---|
| | **Wall/ceiling-recessed luminaire** | | |
| **TC-TEL** (GX24q-3/4) | Electronic | | |
| | **26/32 W** | **B573** | 01-15 |

### installation systems



| | code | colour |
|---|---|---|
| Body moulding cover<br>The polystyrene is placed in the container either to create a housing for the fixture when set in concrete or to provide a finish for the housing for the wall-mounted unit. | **0045**<br>for B573 | 00 |

| | code | colour |
|---|---|---|
| Casing | **BZH6**<br>for B573 | 04 |

# Full

design Mario Cucinella

## Features

IP66 IK04

EMERGENCY

- Luminaire for diffused light emission for use with incandescent (Full) and fluorescent (Screen/Full) lamps.
- Ceiling and wall-mounted installation also available in recessed version.
- Equipped with component compartment, frame, and diffusing screen.
- Polycarbonate compartment complete with component-holder plate with protection cover, control gear with fast-coupling terminals and PG11 cable clamp; die-cast aluminium external frame; diffuser made of internally painted textured glass.
- Available with electronic control gear and emergency with inverter.
- Luminaire ready for pass-through wiring.
- All screws are A2 stainless steel.

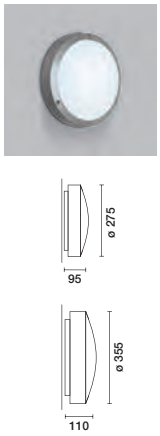


| light source | W | ø | code colour |
|---|---|---|---|
| | **Wall/ceiling-mounted luminaire** | | |
| **HALO ES** (E27) | **60 W max** | **275** | **7078** 01-15 |
| | **75 W max** | **355** | **7040** 01-15 |
| **TC-TEL** (GX24q-3/4) | Electronic | | |
| | **26 W** | **275** | **B546** 01-15 |
| | **26/32/42 W** | **355** | **B548** 01-15 |
| | **2x26 W** | **355** | **B549** 01-15 |
| | Electronic<br>Always-on for emergency light | | |
| | **26 W** | **355** | **B689** 01-15 |
| | **Wall/ceiling-mounted luminaire with halo** | | |
| **HALO ES** (E27) | **60 W max** | **275** | **7082** 01-15 |
| | **75 W max** | **355** | **7045** 01-15 |
| **TC-TEL** (GX24q-3/4) | Electronic | | |
| | **26 W** | **275** | **B547** 01-15 |
| | **26/32/42 W** | **355** | **B550** 01-15 |
| | **2x26 W** | **355** | **B551** 01-15 |




| light source | W | ø | code colour |
|---|---|---|---|
| | **Wall/ceiling-recessed luminaire** | | |
| **TC-TEL** (GX24q-3/4) | Electronic | | |
| | **26/32/42 W** | **355** | **B554** 01-15 |

* Wall-mounting only

### installation systems

| | code | colour |
|---|---|---|
| Body moulding cover<br>The polystyrene is placed in the container either to create a housing for the fixture when set in concrete or to provide a finish for the housing for the wall-mounted unit. | **0043**<br>for B554 | 00 |

| | code | colour |
|---|---|---|
| Casing | **BZH5**<br>for B554 | 04 |

# Comfort

design Mario Cucinella

15
GREY

## Features

IP66 IK10

- Direct light luminaire with floorwasher emission for use with fluorescent lamps.
- Wall-mounted installation also available in recessed version.
- Composed of component-holder compartment, front frame and protection screen.
- Polycarbonate compartment complete with component-holder plate with protection cover, control gear with fastcoupling terminals and PG11 cable clamp; front frame made of diecast aluminium with EPDM perimeter gasket; protection screen made of hardened transparent glass.
- High visual comfort.
- Luminaire ready for pass-through wiring.
- All screws are A2 stainless steel.

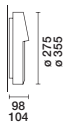


| light source | W | ø | code colour |
|---|---|---|---|
| | **Wall-mounted luminaire** | | |
| **TC-DEL** (G24q-2/3) | Electronic | | |
| | **18 W** | **275** | **B576** 15 |
| | **26 W** | **355** | **B577** 15 |

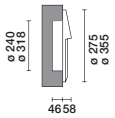


| light source | W | ø | code colour |
|---|---|---|---|
| | **Wall-mounted recessed** | | |
| **TC-DEL** (G24q-2/3) | Electronic | | |
| | **18 W** | **275** | **B578** 15 |
| | **26 W** | **355** | **B579** 15 |

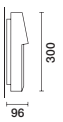


| light source | W | code colour |
|---|---|---|
| | **Wall-mounted luminaire** | |
| **TC-DEL** (G24q-3) | Electronic | |
| | **26 W** | **B580** 15 |

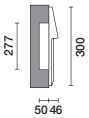


| light source | W | code colour |
|---|---|---|
| | **Wall-mounted recessed** | |
| **TC-DEL** (G24q-3) | Electronic | |
| | **26 W** | **B581** 15 |

### installation systems

| | code | colour |
|---|---|---|
| Body moulding cover<br>The polystyrene is placed in the container either to create a housing for the fixture when set in concrete or to provide a finish for the housing for the wall-mounted unit. | **0044**<br>for B578<br>**0043**<br>for B579 | 00<br><br>00 |
| Casing | **BZH4**<br>for B578<br>**BZH5**<br>for B579 | 04<br><br>04 |

### installation systems

| | code | colour |
|---|---|---|
| Body moulding cover<br>The polystyrene is placed in the container either to create a housing for the fixture when set in concrete or to provide a finish for the housing for the wall-mounted unit. | **0045**<br>for B581 | 00 |
| Casing | **BZH6**<br>for B581 | 04 |

Triana Ceramics Museum - Seville, Spain
Architectural project: AF6 Arquitectos
Lighting project: DIMARQ - Samuel Domínguez - Photo: Jesús Granada

pinterest.com/iguzzini

pinterest.com/iguzzini

# Light Management Systems

**Open Systems**

**696** Master Pro DMX

**702** Master Pro Evo

**712** LMS Quick

**Preconfigured Systems**

**718** Colour Quick

## Preconfigured Internal luminaires

**160** Express Evo

**284** iSign

**304** Underscore

## Preconfigured External luminaires

**441** MultiWoody

**474** Linealuce Mini

**478** Linealuce Mini recessed

**483** Linealuce Compact


**488** Linealuce Compact recessed

**493** Linealuce

**496** Linealuce recessed

**509** iPro

**520** Woody

**528** MaxiWoody

New

**534** Platea Pro

New

**542** WaterApp

New

**590** WaterApp

**560** Light Up wp

**564** Light Up Light

**575** Lun-Up

**582** Ledplus all glass

**584** Ledplus stainless steel frame

**631** Glim Cube

New

**643** Underscore InOut

Isabella Stewart Gardner Museum - Boston, USA

Architectural project: Renzo Piano Building Workshop in collaboration with Stantec - Burt Hill (Boston)
Lighting project: Ove Arup & Partners - Photo: Nic Lehoux

# Light Management Systems

## The History

Light has always had a fundamental role. Either natural or artificial, light is part of our life and affects our biological rhythms and daily activities. Over the years iGuzzini has carried out an intense research programme that has led to the development of lighting management systems to take full advantage of correct lighting. **Back in 1988 the investigation started with Sivra;** in collaboration with Spazio S.a.S of Milan, the National Research Institute, the Lighting Research Center of the Rensselaer Polytechnic Institute of Troy and Futuro of Florence. Originally developed as a solution to problems encountered in enclosed settings, Sivra (Variable Lighting System with Automatic Regulation) showed that the use of light can stimulate the human body, improve concentration and productivity skills.

## Energy Saving

The increasingly widespread use of heating, air conditioning, lighting and new technology has provoked a considerable increase in energy demands in our buildings. Consequently up to 50% of $CO_2$ emissions can be attributed to commercial and residential buildings on account of their high level of electricity consumption. Commercial and residential buildings account for 40% of global energy consumption.

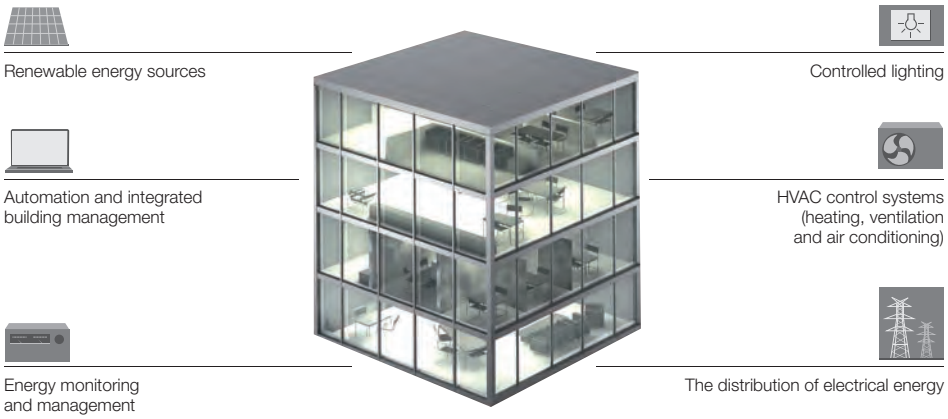


Through specific light control functions (presence sensors, daylight sensors and timers) used individually or in combination, light management systems you can obtain:

- Maximum energy saving and lower $CO_2$ emissions
- Cost reduction
- Maximum comfort for customers
- Wide flexibility for each type of project
- Possibility to create personalised light scenes

Presence detector

Daylight sensor

Dimming

Time programming

## L.E.N.I.

Lighting Energy Numeric Indicator specifying the assessment method for quantifying the energy used for interior lighting in buildings.

**Energy requirements for lighting**

- Total lighting power
- Constant lighting
- Natural light use (yes/no)
- Occupation factor
- Natural light factor
- Parasite power (CTRLS)
- Total circuit power
- Use of energy saving luminaires
- Light Management Systems

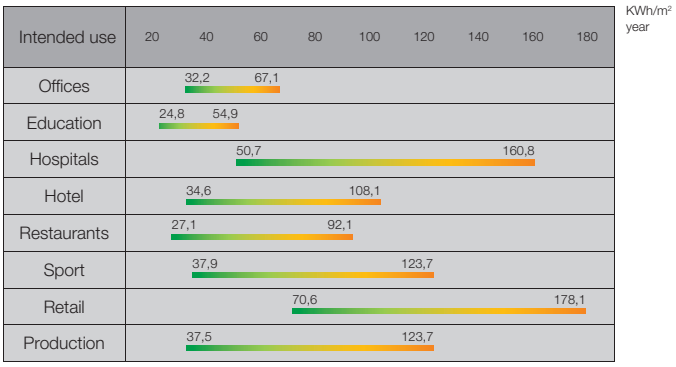


For each intended location there are 12 limit values that vary according to the type of lighting system.

# Light Management Systems

## The light

Lighting in its colour variations (RGB and RGB + White) together with the possibility of modulating the colour temperature from 2700 to 6000K (Warm/Neutral/Cool), offer important opportunities for emphasising the identity of spaces and making them more welcoming and comfortable. In fact, the pursuit of wellbeing involves various places where multi-sensory factors and technology become increasingly important in terms of what is perceived and seen.
Lighting management also allows us to make the most of details and routes, to create a sense of depth and surprising backgrounds.
It provides emphasis and theatre, for designing and creating environments packed with a variety of styles.

## **Open Systems:** Master Pro Evo / Master Pro DMX / LMS Quick

KNX DMX LON DALI

Each space has its own configuration, specific purposes and exact lighting requirements. Open light management systems operate with great flexibility and versatility to meet the diverse needs of specific settings. Designed to fit in with any environment, these can be programmed and configured.

Connected to each interface, they allow each component of a system to be controlled using KNX, LON and DALI protocols.
The selection of the light management system will depend on the type, size and complexity of the space.

## **Preconfigured Systems:** Color Quick

PLUG and PLAY

Preconfigured lighting management systems are designed to provide a simple management mode for lighting installations that use a selection of iGuzzini fittings.

The Plug and Play technology immediately allows for automatic use, without need for configuration or assistance by specialised personnel.

The intuitive display guarantees user-friendly use. These systems give life to versatile plays of light and colour to create suggestive scenarios.

## Settings

**Monospace**
Light management in a single room

**Multispace**
Simultaneous management of various light scenes in a multi-room environment

LMS

**Light Management Systems**
Integrated automatic management of lighting for buildings

# Master Pro DMX

## Features

A “smart”, innovative control system, based on DMX RDM technologies allowing centralized management of all lighting functions, with dynamic color change or monochrome, which are usually controlled separately.

Master Pro DMX offers flexible solutions for all requirements, guaranteeing maximum energy savings and the best possible effects in terms of using lighting to rapidly alter perceptions of spaces.

DMX

**Customized projects**
iGuzzini technical staff and designers are available, upon request, to find the best possible Master Pro DMX system configuration. Every project is studied taking into consideration specific customer requirements.

**Architectural**
Customize control solutions to make them reflect who you are, enhancing and highlighting your idea of the outer features of the architecture whose meaning, in that way, changes every time.

**Retail**
Display goods elegantly and inspire purchasing behavior.

**Hospitality**
Provoke an emotional response and use lighting to create serene, intriguing atmospheres.

# Master Pro DMX

## Functions

The Master Pro DMX system's potential is highlighted in the lighting of facades, where vertical and horizontal geometries can be created, promoting a highly effective visual impact even for buildings which have a very simple structure.

# Master Pro DMX

## System block diagram

Speed and dynamism are the strong points of Master Pro DMX. The combination of the various modules allows DMX luminaires (monochrome, RGB, RGBW, WRGBW, white tuning) to be controlled in a way that makes it possible to create systems of any size. A customisable graphical user interface allows users to control the recall of fixed lighting setups or replay dynamic sequences from remote technological devices (WiFi or Ethernet). The system is made up of the DMX control unit, called a Butler, and accessories for the use of additional, non-DMX luminaires.

For small lighting systems stand-alone mode is possible, with a server, called a LCE, for on-line control of the entire system. This system can be integrated in The Building Automation using the related Gateway Connect EIB/KNX module.

## Small systems

## Medium systems

## Large systems

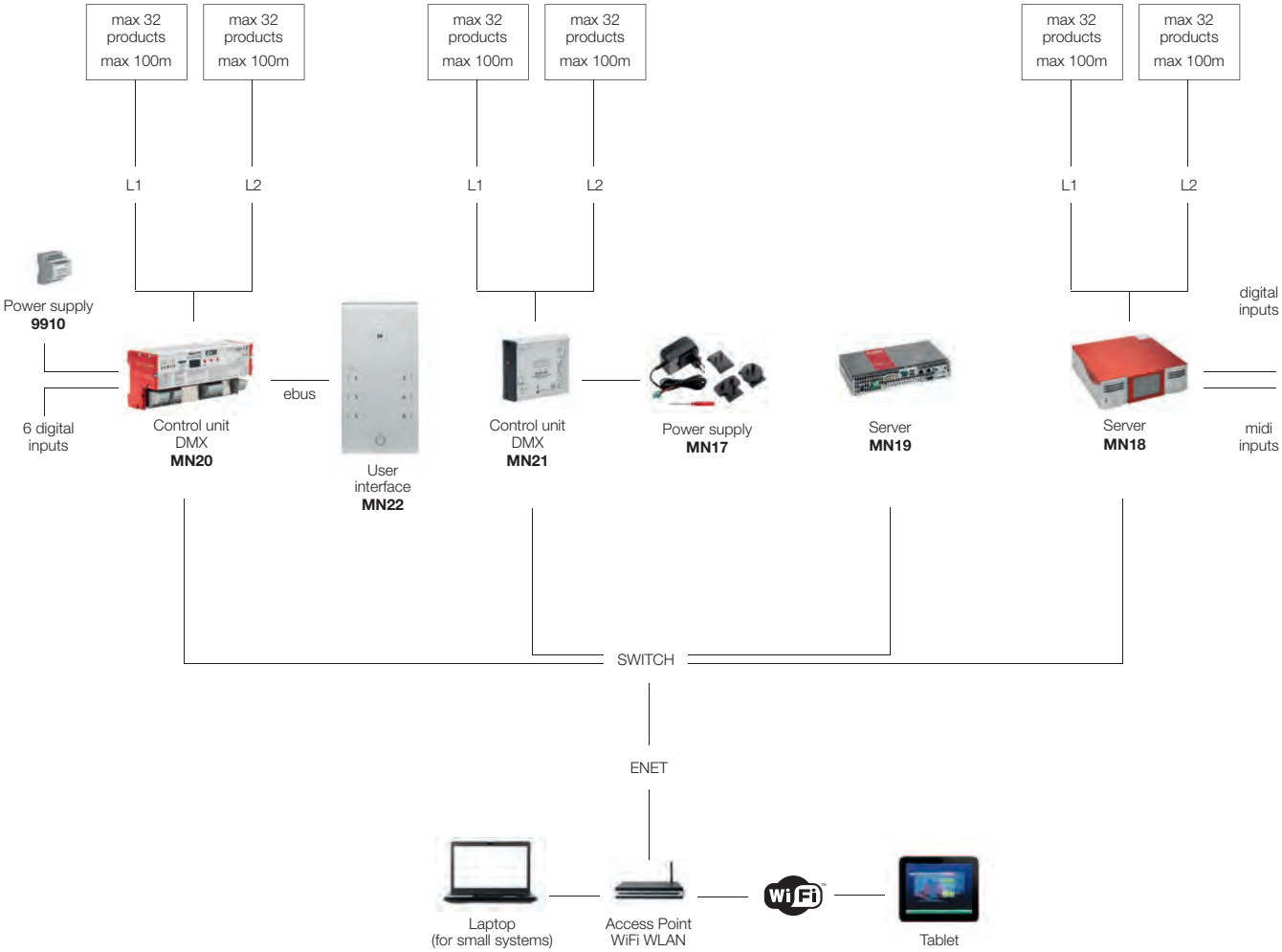


Optional devices (not supplied by iGuzzini) for manually controlling the system, retrieving and using commands pre-configured at the programming stage. Such devices cannot change the programming previously performed.

# Master Pro DMX

## Control engines

code colour

Server LCE "Lighting Control Engine" 600 W

**MN18** 00

VIN=100÷240Vac

Server LCEMx "Lighting Control Engine mx" 100 W

**MN19** 00

VIN=24Vdc - Current 4A

code colour

Interface/Engine "Butler XT2"
(1024 channels DMX/RDM) 34 W

**MN20** 00

VIN=12÷24Vdc - Current≥1,35A

con e:bus 24Vdc (Glass touch panel)

Interface/Engine "Butler S2"
(1024 channels DMX/RDM) 6 W

**MN21** 00

VIN=12÷24Vdc via ext. PSU

Current max 250mA

VIN=48Vdc via PoE (Power over Ethernet)

## User terminals

code colour

Glass keyboard - Glass Touch T6R White

**MN22** 01

VIN=24Vdc - 18mA via e:bus - IP20

## Interfaces and accessories

code colour

"DMX2CC 6 channel"

**MN23** 00

DMX dimmer for LED products which use Constant Current (CC) dimming - 6 channels

VIN=24÷48Vdc - max 4,5A - max 180 W

Max output adjustable current: 50-700mA for channel

Max 12 LEDs per channel, up to a total of 72 LEDs

code colour

"DMX2PWM 6 channel"

**MN26** 00

DMX dimmer for constant voltage (CV) LED products (PWM controllable) - 9 channels

VIN=12÷48Vdc*

Output current per channel: max 2A.
Input continuous current (power supply): max. 14A

* Power supply (PSU) 12Vdc for LED to 12Vdc
Power supply (PSU) 24Vdc for LED to 24Vdc
Power supply (PSU) 48Vdc for LED to 48Vdc

"DMX2CC 12 channel"

**MN24** 00

DMX dimmer for LED products which use Constant Current (CC) dimming - 12 channels

VIN=24÷48Vdc - max 9A - max 360 W

Max output control current: 50÷700mA for channel

Max 12 LED for channel, up to a total of 144 LEDs

Gateway Connect EIB/KNX

**MN27** 00

Converts the unidirectional data of the KNX (Konnex) protocol into the E:CUE (e:net) Ethernet protocol

VIN=24Vdc (21÷32Vdc) - 3W

"DMX2PWM 3 channel"

**MN25** 00

DMX dimmer for constant voltage (CV) LED products (PWM controllable) - 3 channels

VIN=12÷48Vdc*

Output current per channel: max 2,5A.

* Power supply (PSU) 12Vdc for LED to 12Vdc
Power supply (PSU) 24Vdc for LED to 24Vdc
Power supply (PSU) 48Vdc for LED to 48Vdc

"RDM ISOLATOR"

**MN28** 00

DMX signal amplifier/isolator

VIN=9÷48Vdc - 1W

# Master Pro DMX

## Interfaces and accessories

code colour

6-way DMX512 splitter and amplifier
bi-directional, DIN rail enclosure

**MT87** 00

$V_{IN}$=9÷48Vdc - max 1,5A - 8 W

Power supply kit, 12W with plugs
(EU, UK, US, DE), screwdriver and connector
for "Butler S2" code MN21

**MN17** 00

$V_{IN}$=100÷240Vac - $V_{OUT}$=12Vdc - 1000mA

for MN21

Electronic power supply designed to mount on a
DIN standard profile 72 W

**9910** 00

$V_{IN}$=220÷240Vac / 50÷60Hz
$V_{OUT}$=24Vdc ±2% (SELV)

for MN20

Electronic power supply designed to mount on a
DIN standard profile 120 W

**BZK0** 00

$V_{IN}$=88÷264Vac / 50÷60Hz
$V_{OUT}$=24÷28Vdc (SELV)

for MN19

code colour

Electronic power supply designed to mount on a
DIN standard profile 120 W

**BZ14** 00

$V_{IN}$=88÷264Vac / 47÷63Hz
$V_{OUT}$=48÷55V (SELV)

for MN23-MN24

Electronic power supply designed to mount on a
DIN standard profile 240 W

**BZ15** 00

$V_{IN}$=88÷264Vac / 47÷63Hz
$V_{OUT}$=48÷55V (SELV)

for MN23-MN24

Electronic power supply designed to mount on a
DIN standard profile 480 W

**BZ16** 00

$V_{IN}$=90÷264Vac / 47÷63Hz
$V_{OUT}$=48÷55V (SELV)

for MN23-MN24



Techno Souq, la Rinascente Duomo Milano, via Santa Radegonda - Milan, Italy
Architectural and lighting project: Cibicworkshop - Photo: Alberto Ferrero

pinterest.com/iguzzini

# Master Pro Evo

## Features

This innovative «intelligent» control system, based on KNX, LON and DALI technology, allows all the functions in a building that are usually controlled separately, to be managed via a centralised system.
Master Pro Evo offers flexible solutions for all kinds of application; solutions that guarantee comfort, safety and maximum energy savings.

**Customised projects**
iGuzzini's team of technicians and designers are always ready to ensure an optimal configuration of the Master Pro Evo system. Every project is designed taking into acount the customer's specific requirements.

KNX LON DALI

## Centralized control

Adopting simple programmable logic controllers in a traditional system can guarantee users optimal comfort. Today, thanks to the KNX / LON systems, highly adaptable solutions can be designed that cover all applications, from the simplest to the most complicated service industry system. User-friendly installation, less cables, and a range of services including scene lighting, fault indications, and local and remote control systems, now combine to offer real added value solutions.

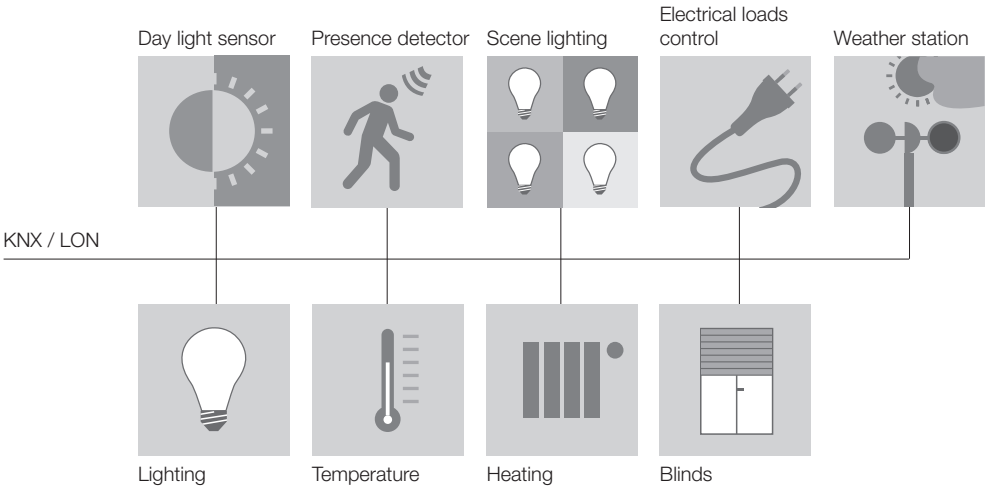

# Master Pro Evo

The system in action

## Conference halls

**Automatic scene lighting control commands**

Depending on the functions and uses required, customised lighting scenarios can be created in various areas of the building: meeting rooms, coporate welcome areas, offices, etc.

**Benefits**

- 10% less electrical energy used compared to a traditional system for a room of a similar size.
- More comfort for users and a more pleasant atmosphere in the room.
- Maximum design flexibility
- Manual, automatic and remote adjustment options via an IR receiver.
- Easy maintenance.

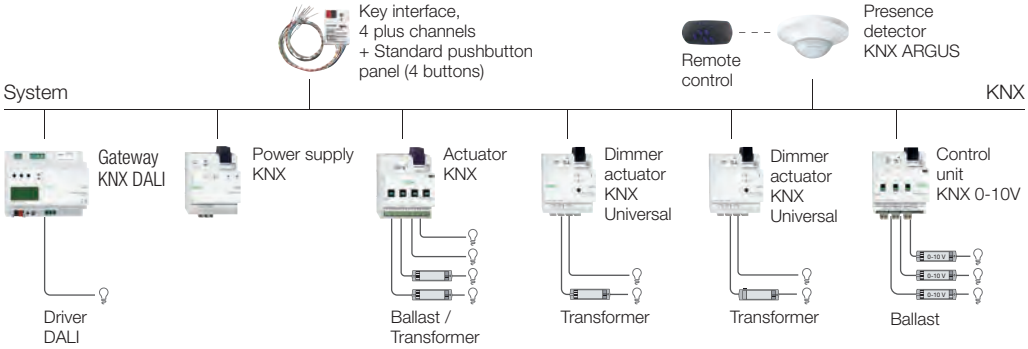


## Showroom

**KNX switch on actuators connected to a load monitoring touch panel**

Monitoring electrical loads after store closures, such as lighting systems, surveillance cameras and other kinds of devices, help avoid unnecessary energy waste. This configuration also allows lighting systems to be programmed during the night.

**Benefits**

- Monitoring consumption and identifying potential waste can result in savings of over 10%.
- Superior safety levels thanks to automatic alarms and emergency calls.
- Superior flexibility and a user-friendly design.

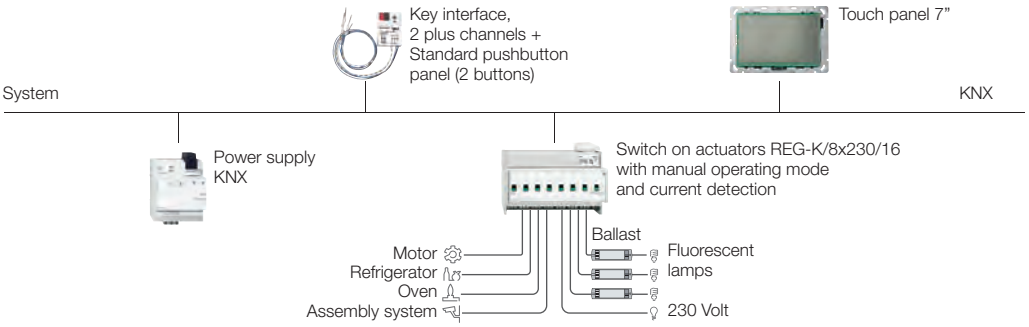

# Master Pro Evo

The system in action

## Offices

**Presence detectors and light sensors**

Automatic lighting and heating monitoring for the various offices is obtained through the interaction of sensors and actuators that eliminate manual intervention and offer increased safety, energy efficiency and comfort.



**Benefits**

- Automatated room monitoring reduces energy consumption by 35%.
- Higher safety levels thanks to alarms and automated emergency calls.
- Faster installation times
- Easy maintenance

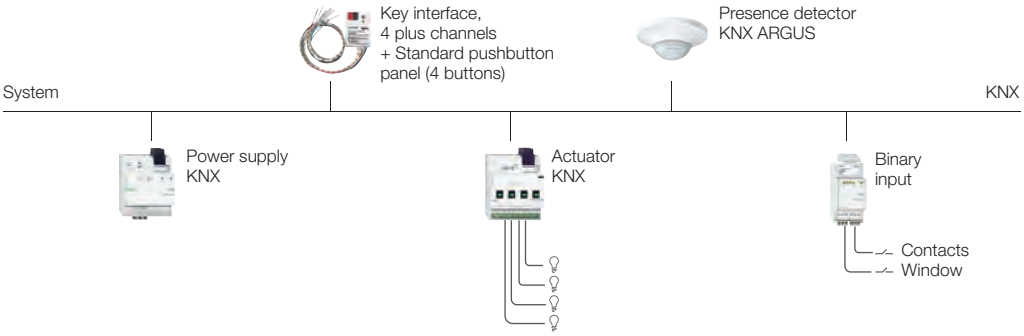


## Polyfunctional centres

**Presence detectors, light sensors and actuators for controlling blinds.**

The combination of various checking systems allows lighting to be controlled automatically and blinds to be regulated according to how the rooms are used, what their position is and the level of natural light.

**Benefits**

- The chance to save up to 50%.
- Higher safety levels and savings thanks to alarms and automated emergency calls.
- Remote control and monitoring system.
- Easy maintenance.
- Greater flexibility and easier to install.

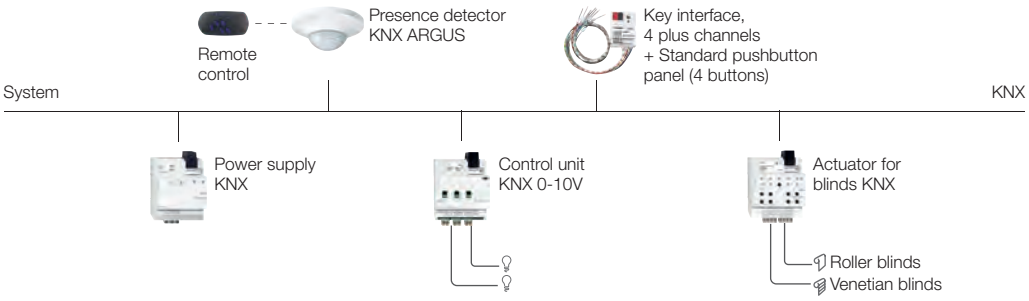

# Master Pro Evo
KNX protocol

## System Components

code colour

KNX REG-K/320 mA power supply

**MH93** 00

A module adapted to generate the bus voltage required to power a line of devices. Current: 320 mA

KNX REG-K/640 mA power supply

**MI56** 00

A module adapted to generate the bus voltage required to power a line of devices. Current: 640 mA

REG-K coupler

**MH94** 00

For the logic connection and isolating lines and areas electrically.

code colour

REG, 24 V CC / 0,4 A< power supply

**MI57** 00

Device with integrated overload or short circuit protection fitted on the DIN EN5022 guide and adapted to provide an auxiliary power supply to the KNX components.

Infrared remote contol
Distance 2010

**MH95** 01

10 channel infrared remote contol

## Interfaces / Gateways

code colour

USB REG-K interface

**MH96** 00

For connecting a programming or diagnostic device to the bus line via a USB1.1 or USB2 interface.

KNX DALI REG-K/1/16(64)/64 Gateway

**MH97** 00

The DALI gateway connects the KNX protocol to the DALI interface digital electronic devices. Up to 64 reactors can be commanded and adjusted by dividing them into 16 units.

WIFI connection system for APPLE systems

**MI34** 00

The miniserver simplifies “interaction” with Apple devices: iPad and iPhone.
It can control up to 300 devices and 50 areas (spaces).

code colour

KNX/IP REG-K router

**MH98** 00

The KNX/IP routers can also forward telegrams between lines using the LAN (IP) as a rapid backbone.

new Home LYnk home Automation Expert Solution

**M618** 00

It manages max. 32 Tunable white products

# Master Pro Evo
KNX protocol

## Inputs / Binaries

code colour

Key interface, 2 plus channels

**MI02** 00

This generates an internal signal voltage that connects two conventional buttons or floating contacts as well as connecting two low current LEDs.

Key interface, 4 plus channels

**MI03** 00

This generates an internal signal voltage that connects four conventional buttons or floating contacts as well as connecting four low current LEDs.

REG-K/4x10 binary input

**MI04** 00

For connecting four conventional buttons or potentialfree contacts. It generates an SELV signal voltage internally that is electrically isolated by the bus.

REG-K/8x10 binary input

**MI05** 00

For connecting eight conventional buttons or potentialfree contacts. It generates an SELV signal voltage internally that is electrically isolated by the bus.

code colour

REG-K/4x24 binary input

**MI06** 00

For connecting four inputs with a voltage of 24 V AC/DC.
With an integrated bus coupler and life-connected terminals.

REG-K/8x24 binary input

**MI07** 00

For connecting eight inputs with a voltage of 24 V AC/DC.

REG-K/4x230 binary input

**MI08** 00

For connecting four inputs with a voltage of 230 V AC.
With an integrated bus coupler and life-connected terminals.

REG-K/8x230 binary input

**MI09** 00

For connecting eight inputs with a voltage of 230 V AC.
With an integrated bus coupler and life-connected terminals.

## Time / timer programmer

code colour

REG-K/4/324 DCF-77 annual timer

**MI16** 00

Annual four-channel timer with a power feed unit and integrated DCF receiver. To be integrated with the DCF-77 antenna for radiocontrolled timing synchronisation. Time and date view option on the bus. The device can be programmed manually or via a PC with the appropriate software.

code colour

DCF-77 antenna

**MI17** 00

Antenna for receiving the time via a time signal.
The antenna can be connected to an annual programmer REG-K/4/324 DCF-77.

## Movement / presence detectors

code colour

KNX ARGUS Presence Basic

**MI10** 01

Presence detector for interiors

KNX ARGUS Presence with light command and infrared receiver

**MI11** 01

Presence detector for interiors.
Thanks to the infrared receiver, the individual ARGUS Presence configurations can be changed via remote control.

Ceiling assembly base for ARGUS Presence

**MI12** 01

code colour

Recessed KNX ARGUS 180/2.20 m

**MI58** 01

Movement detector for interiors with anti-scratch cover.

Frame for recessed presence sensor KNX Argus 180/2.20 m

**MM30** 01

Recessed mounting base for ARGUS Presence

**ML15** 16

# Master Pro Evo
KNX protocol

## Light sensors / Weather stations

code colour

KNX light and temperature sensor

**MI13** 00

The sensor registers the light and temperature and transmits them to the bus. It is fitted with a temperature and a light sensor. Adapted for outer wall assembly.

REG-K weather station with 4 channels

**MI14** 00

The weather station registers and processes analog sensor signals indicating wind speed, light, dusk, rainfall and a DCF-77 signal. It can be fitted to any combination of up to four analog sensors plus the combined DCF-77 weather sensor.

code colour

Combined weather sensor with DCF-77

**MI15** 04

The combined weather sensor includes a wind sensor, a rainfall sensor, a dusk sensor and three light sensors (east, south and west). Plus an integrated DCF-77 receiver, a 45° adjustable antenna and integrated heating.

## Switch actuators

code colour

FM KNX 16 A actuator with 2 inputs

**MI18** 00

A 1-channel actuator with two inputs for assembly in a 60 mm recessed case or in a ceiling-mounted socket with coupling. The two floating contacts can be connected to two inputs.

Switch actuator REG-K/2x230/16
with manual mode option and current detector

**MI19** 00

For controlling two electric loads independently.
The actuator is fitted with a built-in current detector that can measure current absorption on each channel.
All the outputs can be commanded using manual switches.

code colour

Switch actuator REG-K/4x230/16
with manual mode option and current detector

**MI20** 00

For controlling four electric loads independently.
The actuator is fitted with a built-in current detector that can measure the load current on each channel.
All the outputs can be commanded using manual switches.

## Switch / blind actuators

code colour

Switch actuator REG-K/8x230/16
with manual mode option and current detector

**MI21** 00

For controlling eight electric loads independently.
The actuator is fitted with a built-in current detector that can measure the load current on each channel.
All the outputs can be commanded using manual switches.

Switch actuator REG-K/12x230/16
with manual mode option and current detector

**MI22** 00

For controlling twelve electric loads independently.
The actuator is fitted with a built-in current detector hat can measure the load current on each channel.
All the outputs can be commanded using manual switches.

code colour

REG-K/8x/16x/10 switch/blind actuator
with manual mode option

**MI23** 00

For controlling eight blind/shutter motors independently or for switching sixteen loads via closure contacts.
The blind or switch channel function can be configured as required. All the blind/switch outputs can be commanded manually using the buttons on the front of the device.

REG-K/4x24/6 blind actuator with manual mode option

**MI24** 00

For controlling four blind/shutter motors independently.
The blind channel function can be configured as required.
All the blind outputs can be commanded manually using the buttons on the front of the device.

# Master Pro Evo
KNX protocol

## Dimmer

code colour

Dimmer actuator REG-K/2x230/300W

**MI25** 00

For controlling and adjusting incandescent lamps
and electronic transformers.

Universal dimmer actuator REG-K/2x230/1000W

**MI26** 00

For controlling and adjusting incandescent lamps
and HV and LV halogen lamps using bobbin
wound transformers or electronic dimmer devices.

code colour

0-10 V REG-K 3-pole control unit
with manual mode option

**MI27** 00

For connecting devices with a 0-10 V KNX systems interface.
With an integrated bus coupler and life terminals (230 V)
or life-connected terminals (0-10 V).
Each individual 230 V switch output can be controlled
manually with a switch.

## Display and control panels

code colour

Touch panel 7”

**MI33** 00

The 7” touch panel is used to view and check
the building’s current functions and states.

Internal framework set for 7” touch panel

**MI29** 01

The set includes an internal support frame and USB cover.

Aluminium frame for 7” touch panel

**MI30** 12

Decorative aluminium frame for 7” touch panel.

code colour

Frame for 7” touch panel

**MI31** 01

Case for recessed mounting and assembly in a
plasterboard wall for 7” IP touch panel

**MI32** 00

# Master Pro Evo
LON protocol

## System Components

code colour

LPS 133 power supply

**MI35** 00

Power supply for luminaires with LPT (Link Power Transceiver)

ABL8MEM24012 power supply

**MI36** 00

Power supply 24Vdc

code colour

LON button interface

**MI37** 00

## Digital output

code colour

LON DR-N 4S-16A I/O module

**MI38** 00

Independent switch for four load units.
Four relay outputs.

LON DR-N 8S 10A I/O module

**MI39** 00

Independent switch for eight load units.
Eight relay outputs.
Voltage supply: 24Vdc

code colour

LON DR-M 8S 10A I/O module

**MI40** 00

Independent switch for eight load units.
Eight relay outputs.

DR-N MSCU4-AC I/O module

**MI41** 00

Four blinds can be custom-controlled using
standard motors with interference protection.
Eight relay outputs.

## DALI control unit

code colour

Control unit LON DALI DR-S 4DIM

**MI42** 00

Controls and powers up to 64 DALI luminaires
divided into four units. Directs DALI luminaires with LNS
plug-ins. Provides DALI with a 16 V voltage supply.

Control unit LON DALI DR-S 8DIM

**MI43** 00

Controls and powers up to 64 DALI luminaires
divided into four or eight units.

Control unit LON DALI DR-S 16DIM

**MI44** 00

Same features as the LON DALI DR-S 4DIM control unit,
but this type of control unit allows 16 DALI units to be controlled.

code colour

LON DALI DR 4x16 DIM Gateway

**MI45** 00

Four DALI outputs for controlling up to 64 DALI luminaires
for output, divided into sixteen units.

DALI DR-N 140 power supply

**MI46** 00

Power feeder for LON DALI REG 4x16 DIM gateway.
One 24 Vcc output (max 7 W).
Outputs for powering up four DALI lines
(16 Vcc, 116 mA for output).

# Master Pro Evo
LON protocol

## DALI multisensors

code colour

DALI LA-11 multi-sensor

**MI47** 01

Presence detector and light sensor linked with a DALI interface. Adapted for a LON DALI DR-S 8DIM control unit and a DALI REG 4x16 DIM gateway item.

code colour

ILA-22 multi-sensor

**MI48** 01

Presence detector, light sensor and IR receiver linked. The IR receiver is used to control different ambience functions (together with the IR remote control).

## Dimmer outputs

code colour

DR-N DIM 500-UNI I/O module

**MI49** 00

A universal dimmer for turning on/off and dimming incandescent lamps. HV and LV halogen lamps using bobbin wound transformers or electronic dimmer switches.
Connected load: max 500 VA.

DR-N 3DIM 1-10V I/O module

**MI50** 00

Controls luminaires with a 1-10 V interface (controllable electronic ballasts, electronic transformers etc.)
Three analog outputs (1-10 V) for dimming and three relay outputs (N.A. contact, 16 A) for on/off function.
Current load (analog output): max 100 mA.

LON DR-M 4DI I/O module

**MI51** 00

Luminaires connected with floating contacts.
Four inputs.

code colour

LON DR-M 8DI DC-P I/O module

**MI52** 00

Luminaires connected with floating contacts.
Eight imputs.

LON LT-23 AP multi-sensor

**MI53** 00

For controlling equipment on the basis of sunlight and external temperature.
Light sensor and integrated temperature detector.
Light sensor field: 1 .. 65.000 Lux
Temperature detector field: -20 .. +50°C

## Interface / Gateway

code colour

Web Sever

**MI54** 00

code colour

Infrared remote control

**MI55** 04

# Master Pro Evo

Tunable white

## Basic

An economic configuration that needs no any additional components, suitable for small installations with max. 4 luminaires. By connecting the products with a Normally open button you can switch the products on or off (quick click) and change the colour temperature (long click).

## Programmable Basic

A configuration for small/medium sized installations with max. 16 luminaires using the DALI standard protocol. The colour temperature is changed according to preset steps programmed on the router. The installation can be extended by connecting multiple routers together (with Ethernet).

code colour

new DALI touch panel

**6170** 01

Operation and regulation device of Tunable white systems.
It manages max. 32 Tunable white products

new DALI Din PS2 power supply

**M630** 01

To supply DALI devices or control modules
without 240mA power supply.
Installation in switchboards.

## Basic for large spaces

A configuration for large installations using the KNX standard protocol. The colour temperature is changed according to preset steps programmed on the gateway. The installation can be extended by connecting multiple gateways together (max. 32 components between gateways and button interface).

code colour

KNX DALI REG-K/1/16(64)/64 Gateway

**MH97** 00

The DALI gateway connects the KNX protocol
to the DALI interface digital electronic devices.
Up to 64 reactors can be commanded
and adjusted by dividing them into 16 units.

Key interface, 2 plus channels

**MI02** 00

This generates an internal signal voltage that connects
two conventional buttons or floating contacts as well as
connecting two low current LEDs.

KNX REG-K/320 mA power supply

**MH93** 00

A module adapted to generate the bus voltage required to power
a line of devices. Current: 320 mA

## Smart for large spaces

A configuration for large spaces. The colour temperature is changed by means of digital programming: products are controlled through commonly used external supports, such as PCs, tablets or smartphones, using the Home link logic

code colour

KNX DALI REG-K/1/16(64)/64 Gateway

**MH97** 00

The DALI gateway connects the KNX protocol
to the DALI interface digital electronic devices.
Up to 64 reactors can be commanded
and adjusted by dividing them into 16 units.

KNX REG-K/320 mA power supply

**MH93** 00

A module adapted to generate the bus voltage required to power
a line of devices. Current: 320 mA

new Home LYnk home Automation Expert Solution

**M618** 00

It manages max. 32 Tunable white products

# LMS Quick

design Maurizio Varratta

Retrieve scenes 1,2,3
hold down: save new scene




On/Off:
switch on and switch off area lighting

Adjusting keys
to increase or reduce the luminous flux in the area

On/Off and adjustment of units
A,B,C,D

## Features

It is an open management system that uses the DALI communication protocol to create customised flexible lighting directions while ensuring maximum energy saving. Lighting converts the space in a cosy setting where light and colour come to life and arouse emotions in a dynamic sequence of perceptive variations.

The control panel allows to select and play different light and colour scenes according to the desired effects and atmospheres.

03

DALI

RGB

PLUG and PLAY

iGuzzini infrared control (compatible with universal infrared control)

Customized cover

iGuzzini keypad compatible with Eurostandard and Schuko junction boxes

## Split and Play

SPLIT and PLAY

Monospace open system used to manage preset scenes of white or coloured light.
The system offers the possibility of choosing from 10 different presets, each one programmed with specific preset scenes and preset atmospheres and light effects designed for a particular space.
A freely settable option is also available.
LMS Quick is an open light management system that uses DALI communication protocol to create customised and flexible light displays that also guarantee maximum energy savings.

Open Office

Office

Meeting

Retail

Spa

Church

# LMS Quick

## Block diagram

**64 DALI addresses**
Used to control all luminaires with + and – keys. Used to switch on/off and control groups of light sources A, B, C and D separately and play max. 3 lighting scenes. Used to switch on/off luminaires in entire space with On/Off key. In case of at least one multisensor, lighting scene 3 will set the automatic control mode of artificial light according to daylight (energy saving). Equipped with IR receiver/transmitter to communicate with PC or infrared control. It can be reconfigured with PC and it can play max. 7 groups or 7 scenes (+, – and On/Off keys are fixed).

For the system definition, refer to the instructions.

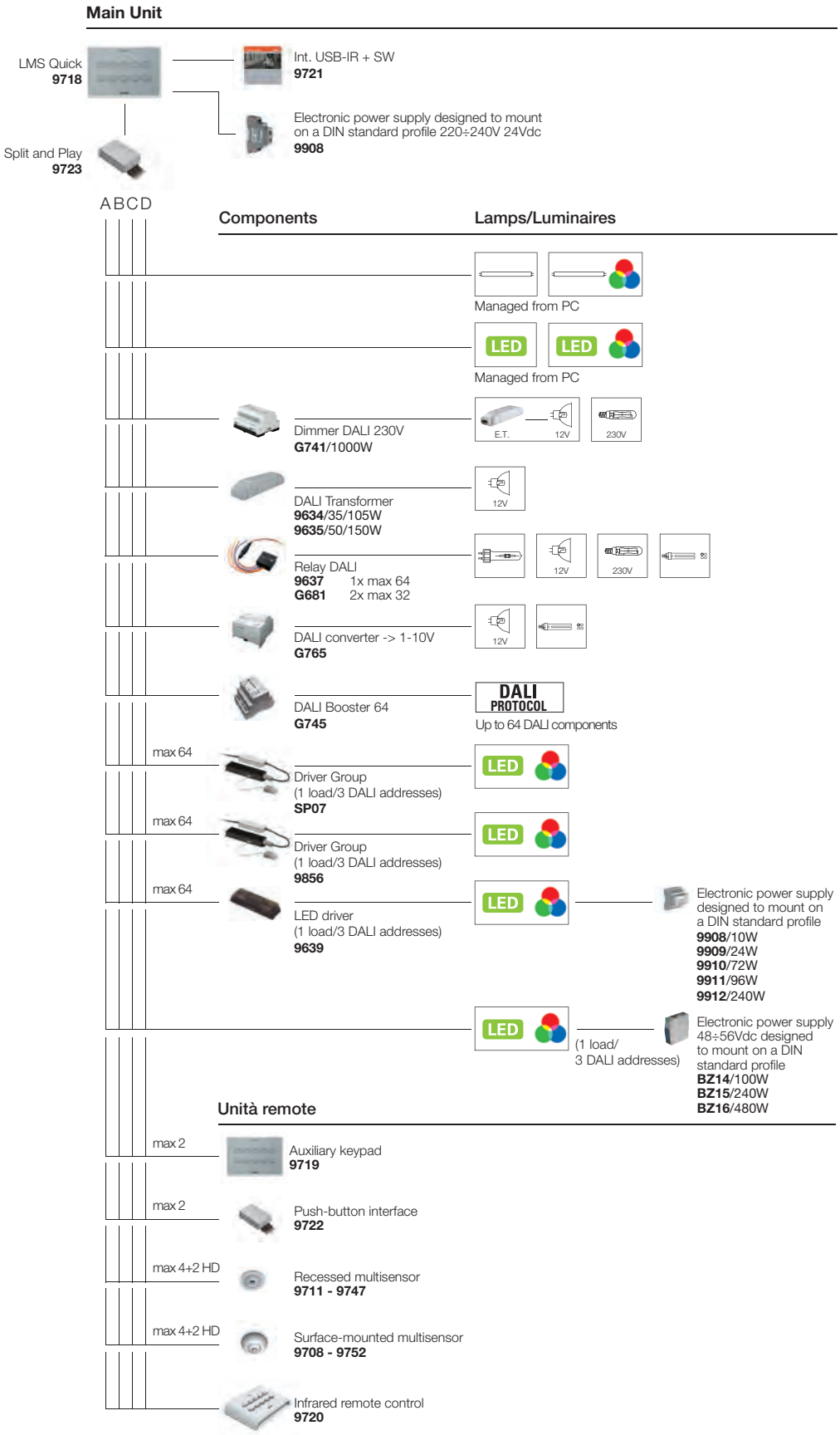

# LMS Quick

## System Components

code colour

Dispositivo Split and Play

**45x45x16h** **9723** 00

Device for Plug and Play installation of
LMS QUICK system with max. 4 groups.
Provided with 4 outputs, one for each lamp group.
Installation is started with a combination of keys.

IR remote control

**9720** 01

DALI Dimmer 100/1000 W
mains voltage lamps

**G741** 00

Power: 100-1000 W resistive load
Input voltage: 230-240 -10%, +6% Vac
Network frequency: 50/60Hz
DALI load: 2mA
DALI address: 1
Dimming range: 1-100%
Room temperature: Ta 0-40°C.
Protection against overheating and short-circuit
Output wires maximum length: 50 metres
Installation on DIN track
Number of DIN modules: 6
Occupies 1 DALI address

DALI 12 V transformer for 35-105 W dimming

**9634** 00

Power: 35-105W
Input voltage: 230-240 10%, +6% Vac
Network frequency: 50/60Hz
Output voltage: 11.6 Vac
DALI load: 2mA
DALI address: 1
Dimming range: 1-100%
Soft-start lighting up
Room temperature: Ta -10/+50°C
Protection against overheating and overcharge
with automatic regulation
Protection against short-circuit with automatic reset
Class II
Occupies 1 DALI address

code colour

DALI 12 V transformer for 50-150 W dimming

**9635** 00

Power: 50-150VA
Input voltage: 230-240 Vac
Network frequency: 50/60Hz
Output voltage: 11.8 Vac
DALI load: 2mA
DALI address: 1
Dimming range: 1-100%
Room temperature: Ta -25/+50°C
Protection against overheating and overcharge
with automatic regulation.
Occupies 1 DALI address

DLC RM -1x - DALI 1X dynamic relays 4A

**9637** 00

Maximum current load: 4mA
Input tension: 230-240 -10%, +6% Vac
Network frequency: 50/60Hz
Output voltage: 230-240 Vac
DALI load: 2mA
DALI address: 1
Maximum load according to EN-60947
1000W for resistive load (AC1)
300VA for inductive load (AC15)
185W for monophasic engines
Room temperature: Ta 0-40°C
Class II
Free installation

# LMS Quick

## System Components

code colour

DALI 2X Electronic Relays 10A

**G681** 00

Maximum current: 2x10A
Input voltage: 230-240 -10%, +6% Vac
Nominal frequency: 50/60Hz
Output voltage: 2 dry contacts
DALI load: 2mA
DALI address: 2
Maximum charge according to EN-60947
2500W for resistive load (AC1)
600VA for inductive load (AC15)
440W monophasic engines
Room temperature: Ta 0-40°C
Class II
Installation on DIN track
Number of DIN modules: 4
Occupies 2 DALI addresses

code colour

DALI -> 1-10V converter

**G765** 00

Maximum load: 10 A (for resistive load), 5 A (for inductive load).
Input voltage: 230 +/- 10% Vac
Network frequency: 50/60Hz
Output signal: 1-10V
Maximum number of connectable lamps:
1x18W max 30 2x18W max 20
1x36W max 30 2x36W max 20
1x58W max 20 2x58W max 10
DALI load: 2mA
DALI address: 1
Dimming range: 1-100%
Output wire maximum length: 100 metres
Class II
Installation on DIN track
Number of DIN modules: 4

DALI Booster 64.
Electronic device for the expansion
of DALI systems (up to 64 addresses)

**G745** 00

Input voltage: 220-240 -10%, +6% Vac
Network frequency: 50/60Hz
DALI load: 2mA
DALI address: 1
Internal DALI supplier for 64 DALI addresses
(maximum power: 128 mA).
Class IP20
Number of DIN modules: 4

Electronic power supply designed to
mount on a DIN standard profile 10W

**9908** 00

Input voltage: 90-260Vac
Output voltage: 24+/-3%Vdc
Frequency: 48/63Hz
Nominal power: 10W
Yield: 80%
Number of DIN modules: 1

## Interfaces

code colour

USB-IR Interface + software

**9721** 00

Software for installation and configuration
of lighting installation made with LMS QUICK.

PC interface with IR technology and USB cable
for connection with system through PC.

# LMS Quick

## Buttons / Control devices

| size | code colour |
|---|---|
| Quick DALI (keypad whit 10 keys + built-in controller) | |
| **115x80x20h** | **9718** 01-15 |

10-key panel to control all groups and scenes configured in the system. 1 on/off key, 2 dim keys, 4 group keys and 3 scene keys. Installation on standard 503 recessed box (not included).

Max. 7 groups/scenes.

Max. 64 DALI loads.

Max. 10 peripheral units
(button interface, multisensor, auxiliary key panel).

Plug and Play solution with Split and Play device.

Reconfiguration of scene and group keys from PC.

Manages all light sources
(halogen, fluorescent, incandescence, LED, discharge).

Used to control RGB lamps.

Can be customized with printed covers.

Rx/Tx IR on board.

| | code colour |
|---|---|
| Auxiliary keypad with 10 keys | |
| | **9719** 01-15 |

10-key panel to load max. 7 groups/scenes, general dimming, and on/off. Installation on standard 503 recessed box (not included).

Can load the same functions saved in the LMS QUICK master panel during configuration.

Can be customized with printed covers.

## Inputs / Binaries

| | code colour |
|---|---|
| Push-button interface with 8 buttons | |
| | **9722** 00 |

The interface inputs have the same fixed functions at replicate the functions of the master panel:

One ON/OFF button.

Four keys to load the lamp group.

Three keys to call the light scene.

## Movement / presence detectors

| | code colour |
|---|---|
| Recessed multisensor | |
| IR + Lux + Human Detector | **9711** 01 |
| Recessed sensor | |
| Lux | **9747** 01 |

| | code colour |
|---|---|
| Surface-mounted multisensor | |
| IR + Lux + Human Detector | **9708** 01 |
| Surface-mounted sensor | |
| Lux | **9752** 01 |

Fine Arts Museum of Asturias - Oviedo, Spain
Architectural project: Francisco Mangado
Engineering: IDOM - Photo: Juan Rodríguez

pinterest.com/iguzzini

# Colour Quick

design Maurizio Varratta

Colour luminous scenes
allow for using 6 predefined sequences

On/off in soft mode




Buttons with luminous memory

Control buttons
used to change the execution speed
of the selected sequence

Selection of specific colours
colour is changed at every
touch for a max. of 7

## Features

Intuitive and user-friendly, Colour Quick is a colour control system for LED and fluorescent RGB luminaires. It plays predefined scenes and sequences to design settings with total flexibility. Space is alive and in continuous motion, with the possibility to create customised lighting directions.

Used to attract, communicate and signal, colour highlights and valorises all settings that need a magic suggestive atmosphere.
The system is automatically configured with Plug and Play technology for immediate use.

Remote control

Compatible with Eurostandard and Schuko connection boxes

## Functions

The buttons with light memory are used to obtain max. 7 colour variations, 6 predefined sequences and change the speed of the selected sequences.

# Colour Quick

## Block diagram

**Max 64 DALI loads**
The number of products managed by the system is determined by the ratio between the maximum permitted load (64 DALI loads) and the individual loads of each product.

For the system definition, refer to the instructions.

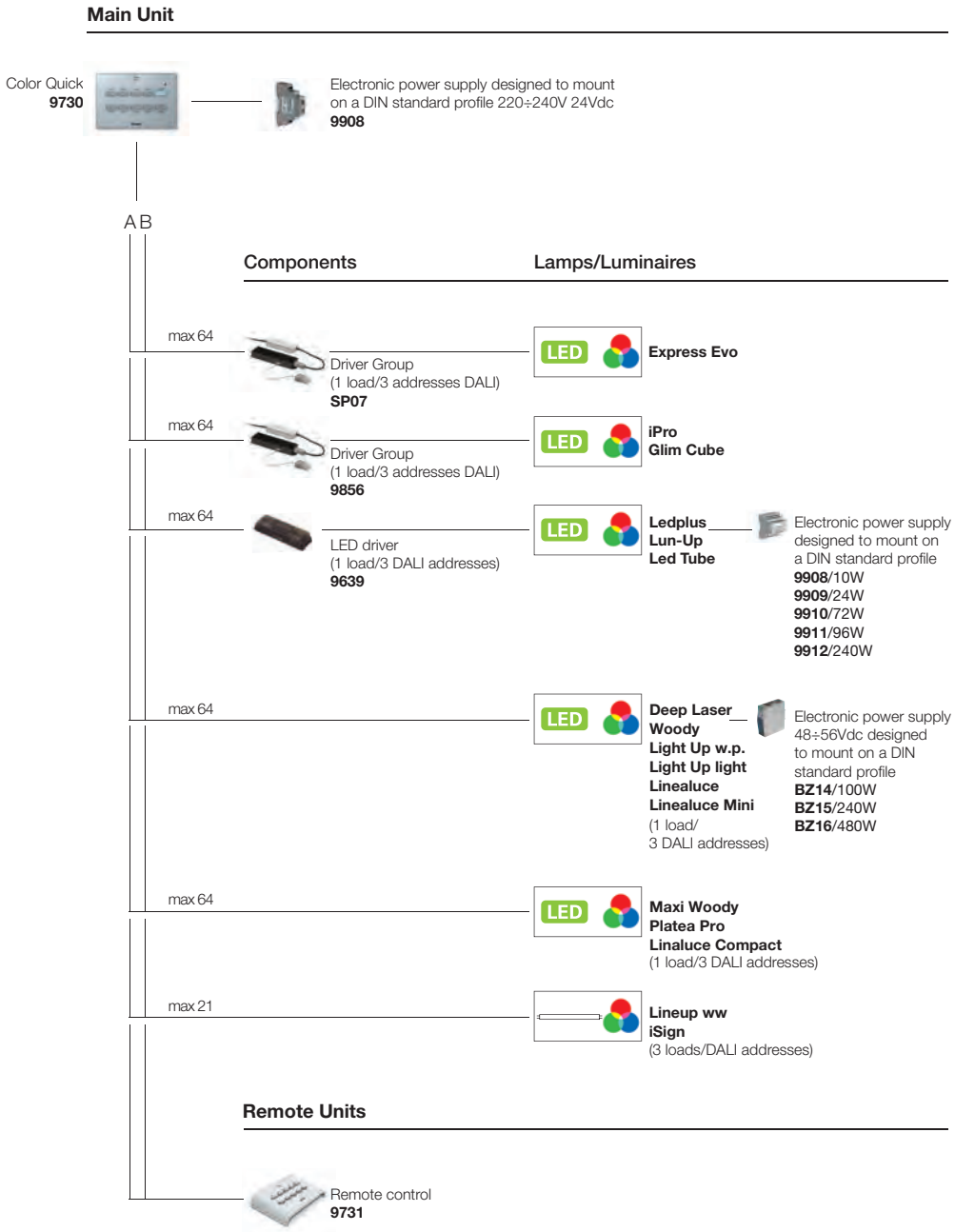


## System Components

| size | code colour |
|---|---|
| Colour Quick | |
| **115x80x20h** | **9730** 01-15 |

| | |
|---|---|
| Remote control | |
| | **9731** 01 |

| code colour |
|---|
| Electronic power supply designed to mount on a DIN standard profile 10 W |
| **9908** 00 |

Input voltage: 90-260Vac
Output voltage: 24+/-3%Vdc
Frequency: 48/63Hz
Nominal power: 10W
Yield: 80%
Number of DIN modules: 1

# Electronic Power Supplies

## Electronic transformers

| | code | W output | h average operational life | guarantee | dimmer device | V output voltage | A maximum absorbed current | °C temperature test Tc | W mains dissipated power | V spike protection | electronic safety transformer | N° input terminals | N° output terminals | Kg weight | mm dimensions |
|---|---|---|---|---|---|---|---|---|---|---|---|---|---|---|---|
| | **5586** | **50-200** | 50.000 | - | IGBT | 11,5 | 0,80 | +80 | <10 | >1000 | SELV | 4 | 6 | 0,185 | 180x45x40 |
| | **5585** | **50-105** | 30.000/45.000 | 4 | IGBT-TRIAC | 11,7 | 0,49 | +75 | <4,5 | >1400 | SELV | 2 | 4 | 0,210 | 178x47x34 |
| | **5584** | **20-60** | 30.000/45.000 | 4 | IGBT-TRIAC | 11,7 | 0,29 | +70 | <4 | >1400 | SELV | 2 | 4 | 0,165 | 178x47x34 |
| | **5583** | **35-105** | 30.000/45.000 | 4 | IGBT | 11,6 | 0,49 | +85 | <4,5 | >1400 | SELV | 2 | 2 | 0,130 | 168x48x17 |
| | **5581*** | **10-60** | 30.000/45.000 | 4 | IGBT | 11,6 | 0,26 | +80 | <4 | >1400 | SELV | 2 | 2 | 0,120 | 168x48x17 |
| | **MXG2**** | **105** | 50.000 | - | IGBT-TRIAC | 11,5 | 0,49 | +80 | <4 | >1000 | SELV | 2 | 4 | 0,100 | 100x45x33 |

* Also suitable for 10W LED retrofit lamps (code L350 - L353)
** Suitable for retrofit lamps LED 7 W / 10 W / 15 W (code L350 - L353 - L355 - L356 - L357 - L358 - L378 - L379 - L380 - L381)

The electronic transformers have the following features in common:
230 V ±10% / 12 V o 240 V +6/-10% / 12V
Power factor 0,97/0,98

- Independent electronic power supplies: can be installed separately, externally of a lighting appliance, without an additional housing.
- Class II insulation: no earth connection required.
- Thermally protected electronic power supplies the number within the triangle indicates the nominal maximum temperature of the casing in °C.
- Electronic transformer suitable for installation on normally inammable surfaces.
- Electronic transformer suitable for installation on wood surfaces in compliance with DIN VDE 0710/14
- Safety transformer with short circuit protection.

Ta Ambient temperature -20°+55°C
Overload protection
Active Protection
Permanent short circuit protection
Thermal protection
No load protection
CE mark
Compliance with Norm EN 61347-2-2
Compliance with Norm 55015
Soft Start lamp ignition “Soft Start”

## Electronic power supplies with HIT long life

| | code | W output | h average operational life | guarantee | efficiency | A maximum absorbed current | °C temperature test Tc | mm lamp cable length | min max switch-on time | N° input terminals | exit | Kg weight | mm dimensions |
|---|---|---|---|---|---|---|---|---|---|---|---|---|---|
| | **G603** | **70** | 50.000/70.000 | 6 | >90% | 0,35 | +70 | 500 | 20 | 6 | lamp cable | 0,400 | 152x87x39 |
| | **G602** | **35** | 50.000/70.000 | 6 | >90% | 0,18 | +75 | 500 | 20 | 4 | lamp cable | 0,400 | 152x87x39 |

Electronic power supplies have the following features in common:
230 V ±10% / 240 V +6/-10%
Power factor >0,97

- Independent electronic power supplies: can be installed separately, externally of a lighting appliance, without an additional housing.
- Class II insulation: no earth connection required.
- Thermally protected electronic power supplies the number within the triangle indicates the nominal maximum temperature of the casing in °C.
- Electronic transformer suitable for installation on normally inammable surfaces.

Ta Ambient temperature -20°+55°C
Active Protection
Permanent short circuit protection
Thermal protection
No load protection
Grounding operational for EMC
Grounding operational relaunching
CE mark
Compliance with Norm EN 61347-2-12

## Electronic dimmers

| | code | W output | h average operational life | guarantee | dimmer technology | feature | °C temperature di test Tc | type of application | type of connection | type of command | Kg weight | mm dimensions |
|---|---|---|---|---|---|---|---|---|---|---|---|---|
| | **G744** | **50-700** | 30.000/45.000 | 4 | IGBT | Booster | +70 | independent | terminals | via G743 | 0,400 | 212x49x46 |
| | **G743** | **50-700** | 30.000/45.000 | 4 | IGBT | Dimmer | +70 | independent | terminals | button normally open | 0,400 | 212x49x46 |
| | **G742** | **60-300** | 30.000/45.000 | 4 | TRIAC | Dimmer | +75 | can be added | three wires | button normally open | 0,200 | 81x43x20 |

The electronic dimmers and the boosters have the following features in common:
230 V ±10%
Ambient temperature 40°/45°C
Permanent short circuit protection
Thermal protection
CE mark
Compliance with Norm EN 60669-2-1

The dimmers and the boosters allow users to regulate the halogen low voltage lamp intensity with electronic transformers, 230 V incandescent lamps and halogen AV lamps.
Max of 10 G744 can be connected to the G743.

# Lamps

* products not available for discontinued production of major manufacturers.

| | | code | W wattage | V voltage | lm lum. flow | cd lum. intens. | lm/W lum. effic. | K colour temp. | CRF | socket | ø mm |
|---|---|---|---|---|---|---|---|---|---|---|---|
| **LED** | CorePro LEDbulb (Osram) | **L382** | 4 | 220-240 | 350 | / | 88 | 3000 | 80 | E27 | 56 |
| **LED** | PARATHOM CL P 40 (Philips) | **L383** | 5,4 | 220-240 | 470 | / | 87 | 2700 | 80 | E27 | 43 |
| | | **L272** | 42 | 230 | 630 | / | 15 | 2800 | 100 | E27 | 55 |
| | | **L273** | 57 | 230 | 915 | / | 16 | 2800 | 100 | E27 | 55 |
| | | **L274** | 70 | 230 | 1200 | / | 17 | 2800 | 100 | E27 | 55 |
| **HALO ES** | Halogen lamp Clear **ENERGY SAVER** | **L275** | 105 | 230 | 1900 | / | 18 | 2800 | 100 | E27 | 55 |
| | | * **L093** | 60 | 230 | 490 | / | 8 | 2800 | 100 | E27 | 95 |
| | | * **L094** | 100 | 230 | 890 | / | 9 | 2800 | 100 | E27 | 95 |
| **G 95** | Globe incandescent lamp | * **L095** | 150 | 230 | 1800 | / | 12 | 2800 | 100 | E27 | 95 |
| **PAR 16** | α 35° | **L151** | 50 | 230 | / | 900 | / | 2800 | 100 | GU10 | 51 |
| | α 10° | **1817** | 50 | 230 | / | 3000 | / | 2900 | 100 | E27 | 64 |
| | α 30° | **1818** | 50 | 230 | / | 1000 | / | 2900 | 100 | E27 | 64 |
| | α 10° (Halopar 20 Osram) | **L233** | 50 | 230 | / | 3200 | / | 2900 | 100 | E27 | 64 |
| **PAR 20** | α 30° (Halopar 20 Osram) | **L234** | 50 | 230 | / | 1100 | / | 2900 | 100 | E27 | 64 |
| | α 10° | **L015** | 75 | 230 | / | 6500 | / | 2900 | 100 | E27 | 97 |
| | α 30° | **L016** | 75 | 230 | / | 2000 | / | 2900 | 100 | E27 | 97 |
| | α 10° | **1809** | 100 | 230 | / | 9000 | / | 2900 | 100 | E27 | 97 |
| **PAR 30S** | α 30° | **1810** | 100 | 230 | / | 3000 | / | 2900 | 100 | E27 | 97 |
| | α 12° | **1653** | 75 | 230 | / | 7200 | / | 2900 | 100 | E27 | 122 |
| | | **1654** | 75 | 230 | / | 2400 | / | 2900 | 100 | E27 | 122 |
| **PAR 38** | α 30° | **1656** | 100 | 230 | / | 3100 | / | 2900 | 100 | E27 | 122 |
| **PAR 36** | α 30° | **1665** | 50 | 12 | / | 1300 | / | 3000 | 100 | M4 | 111 |
| | α 4° | **1634** | 50 | 12 | / | 40000 | / | 3000 | 100 | G53 | 111 |
| | α 8° | **1635** | 50 | 12 | / | 20000 | / | 3000 | 100 | G53 | 111 |
| | α 24° | **1636** | 50 | 12 | / | 4000 | / | 3000 | 100 | G53 | 111 |
| | α 8° | **1637** | 75 | 12 | / | 30000 | / | 3000 | 100 | G53 | 111 |
| | α 24° | **1638** | 75 | 12 | / | 5300 | / | 3000 | 100 | G53 | 111 |
| | α 45° | **1639** | 75 | 12 | / | 2000 | / | 3000 | 100 | G53 | 111 |
| | α 8° | **1644** | 100 | 12 | / | 48000 | / | 3000 | 100 | G53 | 111 |
| | α 24° | **1645** | 100 | 12 | / | 8500 | / | 3000 | 100 | G53 | 111 |
| **QR 111** | α 45° | **1650** | 100 | 12 | / | 2800 | / | 3000 | 100 | G53 | 111 |
| | α 24° (MASTER LEDspot LV AR111 Philips) | **L355** | 15 | 12 | 790 | 4560 | / | 2700 | 80 | G53 | 111 |
| | α 40° (MASTER LEDspot LV AR111 Philips) | **L356** | 15 | 12 | 755 | 1520 | / | 2700 | 80 | G53 | 111 |
| | α 24° (MASTER LEDspot LV AR111 Philips) | **L357** | 15 | 12 | 745 | 4240 | / | 3000 | 80 | G53 | 111 |
| **LED** | α 40° (MASTER LEDspot LV AR111 Philips) | **L358** | 15 | 12 | 725 | 1520 | / | 3000 | 80 | G53 | 111 |
| | α 8° | **1819** | 50 | 12 | / | 12500 | / | 3000 | 100 | BA15d | 70 |
| **QR 70** | α 24° | **1820** | 50 | 12 | / | 2600 | / | 3000 | 100 | BA15d | 70 |
| | Halogen lamp with dichroic reflector α 10° | **L113** | 20 | 12 | / | 4500 | / | 3000 | 100 | GU4 | 35 |
| | Halogen lamp with dichroic reflector α 38° | **L114** | 20 | 12 | / | 700 | / | 3000 | 100 | GU4 | 35 |
| | Halogen lamp with dichroic reflector α 10° | **1605** | 35 | 12 | / | 7200 | / | 3000 | 100 | GU4 | 35 |
| | Halogen lamp with dichroic reflector α 20° | **1606** | 35 | 12 | / | 3100 | / | 3000 | 100 | GU4 | 35 |
| **QR CBC 35** | Halogen lamp with dichroic reflector α 38° | **1607** | 35 | 12 | / | 1350 | / | 3000 | 100 | GU4 | 35 |
| | Halogen lamp with dichroic reflector α 10° | **1698** | 20 | 12 | / | 5000 | / | 3000 | 100 | GU5,3 | 51 |
| | Halogen lamp with dichroic reflector α 38° | **1699** | 20 | 12 | / | 780 | / | 3000 | 100 | GU5,3 | 51 |
| | Halogen lamp with dichroic reflector α 10° (Decostar 51 ES Osram) | **L255** | 20 | 12 | / | 8000 | / | 3000 | 100 | GU5,3 | 51 |
| | Halogen lamp with dichroic reflector α 24° (Decostar 51 ES Osram) | **L256** | 20 | 12 | / | 2300 | / | 3000 | 100 | GU5,3 | 51 |
| | Halogen lamp with dichroic reflector α 24° (Decostar 51 ES Osram) | **L257** | 20 | 12 | / | 1000 | / | 3000 | 100 | GU5,3 | 51 |
| | Halogen lamp with dichroic reflector α 60° (Decostar 51 ES Osram) | **L258** | 20 | 12 | / | 450 | / | 3000 | 100 | GU5,3 | 51 |
| | Halogen lamp with dichroic reflector α 10° (Decostar 51 ES Osram) | **L214** | 35 | 12 | / | 12500 | / | 3000 | 100 | GU5,3 | 51 |
| | Halogen lamp with dichroic reflector α 24° (Decostar 51 ES Osram) | **L215** | 35 | 12 | / | 4400 | / | 3000 | 100 | GU5,3 | 51 |
| | Halogen lamp with dichroic reflector α 36° (Decostar 51 ES Osram) | **L216** | 35 | 12 | / | 2200 | / | 3000 | 100 | GU5,3 | 51 |
| | Halogen lamp with dichroic reflector α 60° (Decostar 51 ES Osram) | **L221** | 35 | 12 | / | 1100 | / | 3000 | 100 | GU5,3 | 51 |
| | Halogen lamp with dichroic reflector α 10° (Decostar 51 ES Osram) | **L227** | 50 | 12 | / | 15000 | / | 3000 | 100 | GU5,3 | 51 |
| | Halogen lamp with dichroic reflector α 24° (Decostar 51 ES Osram) | **L228** | 50 | 12 | / | 5700 | / | 3000 | 100 | GU5,3 | 51 |
| | Halogen lamp with dichroic reflector α 36° (Decostar 51 ES Osram) | **L229** | 50 | 12 | / | 2850 | / | 3000 | 100 | GU5,3 | 51 |
| | Halogen lamp with dichroic reflector α 60° (Decostar 51 ES Osram) | **L230** | 50 | 12 | / | 1430 | / | 3000 | 100 | GU5,3 | 51 |
| | Halogen lamp with dichroic reflector α 10° | **1695** | 50 | 12 | / | 12500 | / | 3000 | 100 | GU5,3 | 51 |
| | Halogen lamp with dichroic reflector α 24° | **L050** | 50 | 12 | / | 4400 | / | 3000 | 100 | GU5,3 | 51 |
| | Halogen lamp with dichroic reflector α 38° | **1696** | 50 | 12 | / | 2200 | / | 3000 | 100 | GU5,3 | 51 |
| **QR CBC 51** | Halogen lamp with dichroic reflector α 60° | **L080** | 50 | 12 | / | 1100 | / | 3000 | 100 | GU5,3 | 51 |
| | α 24° (MASTER LEDspot 8-50W 827 / MR16 Philips) | **L384** | 8 | 12 | 635 | 3100 | / | 2700 | 80 | GU5,3 | 51 |
| | α 36° (MASTER LEDspot 8-50W 827 / MR16 Philips) | **L385** | 8 | 12 | 635 | 1650 | / | 2700 | 80 | GU5,3 | 51 |
| | α 24° (MASTER LEDspot 8-50W 830 / MR16 Philips) | **L386** | 8 | 12 | 660 | 3250 | / | 3000 | 80 | GU5,3 | 51 |
| **LED** | α 36° (MASTER LEDspot 8-50W 830 / MR16 Philips) | **L387** | 8 | 12 | 660 | 1700 | / | 3000 | 80 | GU5,3 | 51 |
| **XENON** | Clear | **L150** | 8,5 | 12 | 67 | / | 12 | 2800 | 100 | T-3 1/4 | 8,5 |
| **XELOGEN** | Clear | **L112** | 10 | 12 | 125 | / | 12 | 2800 | 100 | G4 | 9 |
| | | **1815** | 5 | 12 | 60 | / | 10 | 3000 | 100 | G4 | 9 |
| | | **1816** | 10 | 12 | 130 | / | 10 | 3000 | 100 | G4 | 9 |
| **QT 9** | Halogen lamp | **1674** | 20 | 12 | 320 | / | 18 | 3000 | 100 | G4 | 9 |
| **QT 12** | Halogen lamp | **1669** | 100 | 24 | 2200 | / | 20 | 3000 | 100 | GY6,35 | 12 |

# Lamps

| | | code | W wattage | V voltage | lm lum. flow | cd lum. intens. | lm/W lum. effic. | K colour temp. | CRF | socket | ø mm |
|---|---|---|---|---|---|---|---|---|---|---|---|
| | | **L276** | 25 | 12 | 500 | / | 20 | 2800 | 100 | GY6,35 | 12 |
| | | **L277** | 35 | 12 | 860 | / | 24 | 2900 | 100 | GY6,35 | 12 |
| | | **L278** | 50 | 12 | 1180 | / | 24 | 3000 | 100 | GY6,35 | 12 |
| **QT 12 ES** | Halogen lamp **ENERGY SAVER** | **L279** | 60 | 12 | 1650 | / | 27 | 3000 | 100 | GY6,35 | 12 |
| | | **L280** | 20 | 230 | 200 | / | 10 | 2700 | 100 | G9 | 14 |
| | | **L281** | 33 | 230 | 460 | / | 14 | 2700 | 100 | G9 | 14 |
| | | **L282** | 48 | 230 | 740 | / | 15 | 2800 | 100 | G9 | 14 |
| **QT 14 ES** | Halogen lamp **ENERGY SAVER** | **L283** | 60 | 230 | 980 | / | 16 | 2800 | 100 | G9 | 14 |
| **QT 18** | Halogen lamp | **1689** | 150 | 230 | 2400 | / | 15 | 3000 | 100 | B15d | 18 |
| | | **L284** | 70 | 230 | 1180 | / | 16 | 2900 | 100 | B15d | 18 |
| **QT 18 ES** | Halogen lamp **ENERGY SAVER** | **L285** | 100 | 230 | 1800 | / | 17 | 2900 | 100 | B15d | 18 |
| | | **L270** | 70 | 230 | 1180 | / | 17 | 2900 | 100 | E27 | 32 |
| | | **L271** | 100 | 230 | 1800 | / | 18 | 2900 | 100 | E27 | 32 |
| | | **L192** | 150 | 230 | 2870 | / | 19 | 2900 | 100 | E27 | 32 |
| **QT 32** | Halogen lamp Clear **ENERGY SAVER** | **L026** | 205 | 230 | 4200 | / | 20 | 2900 | 100 | E27 | 32 |
| | | **L321** | 120 | 230 | 2300 | / | 18 | 2950 | 100 | R7s | 12 |
| | | **L322** | 160 | 230 | 3300 | / | 19 | 2950 | 100 | R7s | 12 |
| **QT-DE 12 ES** | Halogen lamp **ENERGY SAVER** | **L288** | 230 | 230 | 5000 | / | 21 | 2950 | 100 | R7s | 12 |
| | | **L286** | 80 | 230 | 1450 | / | 18 | 2900 | 100 | R7s | 12 |
| **QT-DE 12 ES** | Halogen lamp **ENERGY SAVER** (75 mm) | **L287** | 120 | 230 | 2300 | / | 19 | 2900 | 100 | R7s | 12 |
| | | **L056** | 22 | / | 1800 | / | 82 | 4000 | 85 | 2Gx13 | 225 |
| | | **L059** | 22 | / | 1800 | / | 82 | 3000 | 85 | 2Gx13 | 225 |
| | | **L057** | 40 | / | 3200 | / | 80 | 4000 | 85 | 2Gx13 | 300 |
| | | **L060** | 40 | / | 3200 | / | 80 | 3000 | 85 | 2Gx13 | 300 |
| | | **L243** | 55 | / | 4200 | / | 76 | 3000 | 85 | 2Gx13 | 300 |
| **T 16-R** | Circular fluorescent lamp | **L244** | 55 | / | 4200 | / | 76 | 4000 | 85 | 2Gx13 | 300 |
| | | **L102** | 6 | / | 240 | / | 40 | 4000 | 79 | G5 | 16 |
| | | **L068** | 8 | / | 450 | / | 56 | 4000 | 89 | G5 | 16 |
| | | **L069** | 8 | / | 450 | / | 56 | 2700 | 89 | G5 | 16 |
| | | **L038** | 14 | / | 1200 | / | 96 | 4000 | 86 | G5 | 16 |
| | | **L039** | 14 | / | 1200 | / | 96 | 3000 | 86 | G5 | 16 |
| | | **L040** | 21 | / | 1900 | / | 100 | 4000 | 86 | G5 | 16 |
| | | **L041** | 21 | / | 1900 | / | 100 | 3000 | 86 | G5 | 16 |
| | | **L090** | 24 | / | 1600 | / | 84 | 6500 | 86 | G5 | 16 |
| | | **L120** | 24 | / | 1700 | / | 89 | 4000 | 86 | G5 | 16 |
| | | **L119** | 24 | / | 1700 | / | 89 | 3000 | 86 | G5 | 16 |
| | | **L089** | 24 | / | 1700 | / | 89 | 2700 | 86 | G5 | 16 |
| | | **L042** | 28 | / | 2600 | / | 104 | 4000 | 86 | G5 | 16 |
| | | **L043** | 28 | / | 2600 | / | 104 | 3000 | 86 | G5 | 16 |
| | | **L105** | 35 | / | 3050 | / | 97 | 6500 | 86 | G5 | 16 |
| | | **L044** | 35 | / | 3300 | / | 104 | 4000 | 86 | G5 | 16 |
| | | **L045** | 35 | / | 3300 | / | 104 | 3000 | 86 | G5 | 16 |
| | | **L104** | 35 | / | 3300 | / | 104 | 2700 | 86 | G5 | 16 |
| | | **L054** | 39 | / | 3100 | / | 90 | 4000 | 85 | G5 | 16 |
| | | **L055** | 39 | / | 3100 | / | 90 | 3000 | 85 | G5 | 16 |
| | | **L196** | 49 | / | 4300 | / | 88 | 2700 | 85 | G5 | 16 |
| | | **L197** | 49 | / | 4300 | / | 88 | 3000 | 85 | G5 | 16 |
| | | **L198** | 49 | / | 4300 | / | 88 | 4000 | 85 | G5 | 16 |
| | | **L199** | 49 | / | 4100 | / | 84 | 6500 | 85 | G5 | 16 |
| | | **L092** | 54 | / | 4050 | / | 89 | 6500 | 86 | G5 | 16 |
| | | **L001** | 54 | / | 4450 | / | 93 | 4000 | 86 | G5 | 16 |
| | | **L002** | 54 | / | 4450 | / | 93 | 3000 | 86 | G5 | 16 |
| | | **L091** | 54 | / | 4450 | / | 93 | 2700 | 86 | G5 | 16 |
| | | **L147** | 80 | / | 6150 | / | 88 | 4000 | 86 | G5 | 16 |
| **T 16 (T5)** | Fluorescent lamp | **L146** | 80 | / | 6150 | / | 88 | 3000 | 86 | G5 | 16 |
| | | **L200** | 24 | / | 1500 | / | 63 | rosso | / | G5 | 16 |
| | | **L201** | 24 | / | 2500 | / | 105 | verde | / | G5 | 16 |
| | | **L202** | 24 | / | 525 | / | 22 | blu | / | G5 | 16 |
| | | **L203** | 28 | / | 2100 | / | 75 | rosso | / | G5 | 16 |
| | | **L204** | 28 | / | 3500 | / | 125 | verde | / | G5 | 16 |
| | | **L205** | 28 | / | 700 | / | 25 | blu | / | G5 | 16 |
| | | **L209** | 35 | / | 2650 | / | 76 | rosso | / | G5 | 16 |
| | | **L210** | 35 | / | 4450 | / | 128 | verde | / | G5 | 16 |
| | | **L211** | 35 | / | 875 | / | 25 | blu | / | G5 | 16 |
| | | **L157** | 54 | / | 3300 | / | 68 | rosso | / | G5 | 16 |
| | | **L158** | 54 | / | 5550 | / | 114 | verde | / | G5 | 16 |
| **T 16 (T5)** | Coloured fluorescent | **L159** | 54 | / | 1150 | / | 24 | blu | / | G5 | 16 |
| | | **L327** | 14 | / | 1200 | / | 86 | 3000 | 86 | G5 | 16 |
| | | **L328** | 14 | / | 1200 | / | 86 | 4000 | 86 | G5 | 16 |
| | | **L329** | 14 | / | 1200 | / | 86 | 6500 | 86 | G5 | 16 |
| | | **L330** | 21 | / | 1900 | / | 90 | 3000 | 86 | G5 | 16 |
| | | **L331** | 21 | / | 1900 | / | 90 | 4000 | 86 | G5 | 16 |
| | | **L332** | 21 | / | 1900 | / | 90 | 6500 | 86 | G5 | 16 |
| | | **L294** | 24 | / | 1750 | / | 73 | 3000 | 86 | G5 | 16 |
| | | **L295** | 24 | / | 1750 | / | 73 | 4000 | 86 | G5 | 16 |
| | | **L296** | 24 | / | 1650 | / | 69 | 6500 | 86 | G5 | 16 |
| | | **L333** | 28 | / | 2600 | / | 93 | 3000 | 86 | G5 | 16 |
| | | **L334** | 28 | / | 2600 | / | 93 | 4000 | 86 | G5 | 16 |
| **T 16 (T5)** | Fluorescent lamp (Seamless Osram) | **L335** | 28 | / | 2600 | / | 93 | 6500 | 86 | G5 | 16 |

# Lamps

| | | code | W wattage | V voltage | lm lum. flow | cd lum. intens. | lm/W lum. effic. | K colour temp. | CRF | socket | ø mm |
|---|---|---|---|---|---|---|---|---|---|---|---|
| | | **L297** | 39 | / | 3100 | / | 79 | 3000 | 86 | G5 | 16 |
| | | **L299** | 39 | / | 3100 | / | 79 | 4000 | 86 | G5 | 16 |
| | | **L300** | 39 | / | 2900 | / | 74 | 6500 | 86 | G5 | 16 |
| | | **L302** | 54 | / | 4450 | / | 82 | 4000 | 86 | G5 | 16 |
| | | **L303** | 54 | / | 4450 | / | 82 | 6500 | 86 | G5 | 16 |
| **T 16 (T5)** | Fluorescent lamp (Seamless Osram) | **L304** | 54 | / | 4050 | / | 75 | 3000 | 86 | G5 | 16 |
| | | **1797** | 7 | / | 400 | / | 57 | 4000 | 86 | G23 | / |
| | | **1805** | 7 | / | 400 | / | 57 | 2700 | 86 | G23 | / |
| | | **1729** | 9 | / | 600 | / | 67 | 2700 | 82 | G23 | / |
| **TC-S** | Fluorescent lamp | **1730** | 11 | / | 900 | / | 82 | 2700 | 82 | G23 | / |
| | | **1798** | 7 | / | 400 | / | 57 | 4000 | 86 | 2G7 | / |
| | | **1804** | 7 | / | 400 | / | 57 | 2700 | 86 | 2G7 | / |
| | | **L103** | 11 | / | 900 | / | 82 | 4000 | 82 | 2G7 | / |
| **TC-SEL** | Fluorescent lamp | **L224** | 11 | / | 900 | / | 82 | 2700 | 82 | 2G7 | / |
| | | **1771** | 18 | / | 1200 | / | 66 | 4000 | 85 | 2G11 | / |
| | | **1772** | 18 | / | 1200 | / | 66 | 3000 | 85 | 2G11 | / |
| | | **1773** | 18 | / | 1200 | / | 66 | 2700 | 85 | 2G11 | / |
| | | **1774** | 24 | / | 1800 | / | 75 | 4000 | 85 | 2G11 | / |
| | | **1775** | 24 | / | 1800 | / | 75 | 3000 | 85 | 2G11 | / |
| | | **1738** | 24 | / | 1800 | / | 75 | 2700 | 85 | 2G11 | / |
| | | **L342** | 28 | / | 2700 | / | 97 | 3000 | 80 | 2GX11 | / |
| | | **L343** | 28 | / | 2700 | / | 100 | 4000 | 80 | 2GX11 | / |
| | | **1776** | 36 | / | 2900 | / | 80 | 4000 | 85 | 2G11 | / |
| | | **1777** | 36 | / | 2900 | / | 80 | 3000 | 85 | 2G11 | / |
| | | **1739** | 36 | / | 2900 | / | 80 | 2700 | 85 | 2G11 | / |
| | | **L317** | 40 | / | 3500 | / | 88 | 3000 | 85 | 2G11 | / |
| | | **L318** | 40 | / | 3500 | / | 88 | 4000 | 85 | 2G11 | / |
| | | **1791** | 55 | / | 4800 | / | 87 | 3000 | 85 | 2G11 | / |
| | | **1792** | 55 | / | 4800 | / | 87 | 4000 | 85 | 2G11 | / |
| | | **L007** | 55 | / | 4800 | / | 87 | 2700 | 85 | 2G11 | / |
| | | **L008** | 55 | / | 3000 | / | 55 | 5400 | 95 | 2G11 | / |
| | | **L149** | 80 | / | 6000 | / | 75 | 4000 | 95 | 2G11 | / |
| **TC-L** | Fluorescent lamp | **L148** | 80 | / | 6000 | / | 75 | 3000 | 95 | 2G11 | / |
| | | **1740** | 10 | / | 600 | / | 60 | 2700 | 85 | G24d-1 | / |
| | | **1741** | 13 | / | 900 | / | 69 | 2700 | 85 | G24d-1 | / |
| | | **1806** | 13 | / | 900 | / | 69 | 4000 | 85 | G24d-1 | / |
| | | **1615** | 18 | / | 1200 | / | 67 | 2700 | 85 | G24d-2 | / |
| | | **L074** | 18 | / | 1200 | / | 67 | 3000 | 85 | G24d-2 | / |
| | | **1807** | 18 | / | 1200 | / | 67 | 4000 | 85 | G24d-2 | / |
| | | **1616** | 26 | / | 1800 | / | 69 | 2700 | 85 | G24d-3 | / |
| | | **L079** | 26 | / | 1800 | / | 69 | 3000 | 85 | G24d-3 | / |
| **TC-D** | Fluorescent lamp | **1808** | 26 | / | 1800 | / | 69 | 4000 | 85 | G24d-3 | |
| | | **1799** | 13 | / | 900 | / | 69 | 2700 | 86 | G24q-1 | / |
| | | **L187** | 13 | / | 900 | / | 69 | 3000 | 86 | G24q-1 | / |
| | | **L144** | 13 | / | 900 | / | 69 | 4000 | 86 | G24q-1 | / |
| | | **1800** | 18 | / | 1200 | / | 67 | 2700 | 86 | G24q-2 | / |
| | | **L075** | 18 | / | 1200 | / | 67 | 3000 | 86 | G24q-2 | / |
| | | **L076** | 18 | / | 1200 | / | 67 | 4000 | 86 | G24q-2 | / |
| | | **1801** | 26 | / | 1800 | / | 69 | 2700 | 86 | G24q-3 | / |
| | | **L077** | 26 | / | 1800 | / | 69 | 3000 | 86 | G24q-3 | / |
| **TC-DEL** | Fluorescent lamp | **L078** | 26 | / | 1800 | / | 69 | 4000 | 85 | G24q-3 | / |
| | | **1826** | 26 | / | 1800 | / | 69 | 4000 | 86 | GX24d-3 | / |
| | | **1828** | 26 | / | 1800 | / | 69 | 3000 | 86 | GX24d-3 | / |
| **TC-T** | Fluorescent lamp | **1829** | 26 | / | 1800 | / | 69 | 2700 | 86 | GX24d-3 | / |
| | | **L206** | 13 | / | 900 | / | 72 | 2700 | 90 | GX24q-1 | / |
| | | **L207** | 13 | / | 900 | / | 72 | 3000 | 90 | GX24q-1 | / |
| | | **L208** | 13 | / | 900 | / | 72 | 4000 | 90 | GX24q-1 | / |
| | | **L152** | 18 | / | 1200 | / | 67 | 3000 | 86 | GX24q-2 | / |
| | | **L127** | 26 | / | 1800 | / | 75 | 2700 | 86 | GX24q-3 | / |
| | | **L128** | 26 | / | 1800 | / | 75 | 3000 | 86 | GX24q-3 | / |
| | | **L129** | 26 | / | 1800 | / | 75 | 4000 | 86 | GX24q-3 | / |
| | | **1762** | 32 | / | 2400 | / | 75 | 4000 | 86 | GX24q-3 | / |
| | | **1763** | 32 | / | 2400 | / | 75 | 3000 | 86 | GX24q-3 | / |
| | | **1764** | 32 | / | 2400 | / | 75 | 2700 | 86 | GX24q-3 | / |
| | | **1652** | 42 | / | 3200 | / | 76 | 4000 | 86 | GX24q-4 | / |
| | | **1673** | 42 | / | 3200 | / | 76 | 3000 | 86 | GX24q-4 | / |
| | | **1686** | 42 | / | 3200 | / | 76 | 2700 | 86 | GX24q-4 | / |
| | | **L121** | 57 | / | 4300 | / | 75 | 2700 | 86 | GX24q-5 | / |
| | | **L122** | 57 | / | 4300 | / | 75 | 3000 | 86 | GX24q-5 | / |
| **TC-TEL** | Fluorescent lamp | **L123** | 57 | / | 4300 | / | 75 | 4000 | 86 | GX24q-5 | / |
| | | **L217** | 14 | / | 1200 | / | 86 | 3000 | 82 | GR14q-1 | 41 |
| | | **L218** | 14 | / | 1200 | / | 86 | 4000 | 82 | GR14q-1 | 41 |
| | | **L219** | 17 | / | 1500 | / | 88 | 3000 | 82 | GR14q-1 | 41 |
| **TC-TEL** | Fluorescent lamp (Philips PL-R) | **L220** | 17 | / | 1500 | / | 88 | 4000 | 82 | GR14q-1 | 41 |
| **TC-DSE** | Electronic fluorescent | **L065** | 8 | / | 400 | / | 50 | 2700 | 82 | E14 | 40 |

# Lamps

| | | code | W wattage | V voltage | lm lum. flow | cd lum. intens. | lm/W lum. effic. | K colour temp. | CRF | socket | ø mm |
|---|---|---|---|---|---|---|---|---|---|---|---|
| | | **L268** | 14 | / | 750 | / | 54 | 2500 | 82 | E27 | 43 |
| | | **L269** | 14 | / | 750 | / | 54 | 4000 | 82 | E27 | 43 |
| | | **L155** | 20 | / | 1200 | / | 60 | 4000 | 82 | E27 | 43 |
| | | **L066** | 22 | / | 1440 | / | 65 | 4000 | 82 | E27 | 43 |
| | | **L191** | 23 | / | 1500 | / | 63 | 2700 | 82 | E27 | 43 |
| **TC-TSE** | Electronic fluorescent | **L185** | 30 | / | 1900 | / | 63 | 4000 | 82 | E27 | 43 |
| | | **L305** | 11 | / | 640 | / | 58 | 2500 | 80 | E27 | 43 |
| **TC-TSE** | Electronic fluorescent (Osram) | **L306** | 11 | / | 640 | / | 58 | 4000 | 80 | E27 | 43 |
| | | **L231** | 33 | / | 2250 | / | 65 | 2700 | 82 | E27 | / |
| **TC-TEL** | Fluorescent lamp (Philips PL-E) | **L232** | 33 | / | 2150 | / | 64 | 6500 | 76 | E27 | / |
| | | **1704** | 50 | / | 1600 | / | 32 | 3000 | 69 | E27 | 55 |
| | | **1705** | 50 | / | 1800 | / | 36 | 4200 | 69 | E27 | 55 |
| | | **1708** | 80 | / | 3400 | / | 39 | 3000 | 69 | E27 | 70 |
| | | **1706** | 80 | / | 3800 | / | 46 | 4100 | 69 | E27 | 70 |
| | | **1707** | 125 | / | 5700 | / | 50 | 4000 | 69 | E27 | 75 |
| | | **1743** | 250 | / | 13000 | / | 52 | 3900 | 69 | E40 | 90 |
| **HME** | H.P. mercury lamp | **1783** | 400 | / | 22000 | / | 55 | 3800 | 50 | E40 | 120 |
| | | **1770** | 75 | / | 5500 | / | 73 | 4300 | 85 | Rx7s | 20 |
| | | **1744** | 75 | / | 5000 | / | 67 | 3000 | 80 | Rx7s | 20 |
| | | **1745** | 150 | / | 11250 | / | 75 | 4300 | 85 | Rx7s | 23 |
| **HIT-DE** | Metal halide lamp | **1784** | 150 | / | 11000 | / | 75 | 3000 | 80 | Rx7s | 23 |
| | | **1626** | 70 | / | 6200 | / | 93 | 3000 | 75 | Rx7s | 21 |
| | | **L063** | 70 | / | 5700 | / | 86 | 4200 | 80 | Rx7s | 22 |
| | | **1631** | 150 | / | 13800 | / | 92 | 3000 | 75 | Rx7s | 25 |
| **HIT-DE-CE** | Metal halide lamp (Mastercolour Philips) | **L064** | 150 | / | 12900 | / | 86 | 4200 | 85 | Rx7s | 25 |
| | | **L235** | 50 | / | 4150 | / | 88 | 2800 | 80 | E27 | 32 |
| | | **L087** | 70 | / | 6300 | / | 88 | 2800 | 83 | E27 | 32 |
| | | **L124** | 100 | / | 8800 | / | 91 | 2800 | 83 | E40 | 46 |
| | | **L073** | 150 | / | 13500 | / | 92 | 2800 | 85 | E40 | 46 |
| **HIT-CE** | Metal halide lamp (Philips CDO-TT) | **L341** | 250 | / | 22500 | / | 92 | 2800 | 85 | E40 | 46 |
| | | **1778** | 250 | / | 20000 | / | 80 | 5300 | 95 | E40 | 46 |
| **HIT** | Metal halide lamp (Osram) | **1779** | 400 | / | 32000 | / | 80 | 5200 | 95 | E40 | 46 |
| **HIT** | Metal halide lamp (Philips) | **L156** | 400 | / | 35000 | / | 90 | 4300 | 65 | E40 | 47 |
| | | **L377** | 250 | / | 25000 | / | 100 | 4200 | 90 | E40 | 48 |
| **HIT** | Metal halide lamp (G.E.) | **L081** | 250 | / | 25000 | / | 100 | 3000 | 86 | E40 | 48 |
| **HIT** | Metal halide lamp (BLV TOP FLOOD) | **L082** | 400 | / | 25000 | / | 69 | 5200 | 85 | E40 | 46 |
| | | **1802** | 250 | / | 20000 | / | 80 | 3200 | 80 | Fc2 | 62 |
| **HIT-DE** | Metal halide lamp | **1786** | 250 | / | 20000 | / | 80 | 4200 | 86 | Fc2 | 25 |
| **HIT-DE** | Metal halide lamp (Osram HQI-TS/D) | **1796** | 400 | / | 31000 | / | 80 | 5600 | 90 | Fc2 | 31 |
| | | **L160** | 20 | / | 1650 | / | 75 | 3000 | 85 | PGJ5 | 17 |
| **HIT-CE** | Metal halide lamp (Mastercolour Philips CDM-Tm) | **L223** | 35 | / | 3000 | / | 77 | 3000 | 90 | PGJ5 | 17 |
| | | **L193** | 35 | / | 3600 | / | 95 | 3000 | 83 | G12 | 19 |
| | | **L289** | 35 | / | 3500 | / | 92 | 4200 | 90 | G12 | 19 |
| | | **L194** | 70 | / | 7300 | / | 100 | 3000 | 88 | G12 | 19 |
| | | **L337** | 70 | / | 6800 | / | 93 | 4200 | 94 | G12 | 19 |
| | | **L340** | 100 | / | 9500 | / | 99 | 3000 | 86 | G12 | 19 |
| | | **L339** | 100 | / | 9300 | / | 97 | 4200 | 94 | G12 | 19 |
| | | **L195** | 150 | / | 15000 | / | 106 | 3000 | 88 | G12 | 25 |
| **HIT-CE** | Metal halide lamp (Powerball HCI-T Osram) | **L338** | 150 | / | 14500 | / | 99 | 4200 | 96 | G12 | 25 |
| | | **1768** | 35 | / | 3300 | / | 77 | 3000 | 81 | G12 | 20 |
| | | **L290** | 35 | / | 3300 | / | 81 | 4200 | 84 | G12 | 20 |
| | | **1769** | 70 | / | 6600 | / | 94 | 3000 | 81 | G12 | 20 |
| | | **L061** | 70 | / | 6600 | / | 94 | 4200 | 96 | G12 | 20 |
| | | **1619** | 150 | / | 14000 | / | 94 | 3000 | 85 | G12 | 20 |
| | | **L062** | 150 | / | 12700 | / | 85 | 4200 | 96 | G12 | 20 |
| **HIT-CE** | Metal halide lamp (Mastercolour Philips CDM-T) | **L170** | 250 | / | 23000 | / | 94 | 3000 | 89 | G12 | 23 |
| | | **L071** | 70 | / | 5600 | / | 75 | 4200 | / | G12 | 23 |
| **HIT** | Metal halide lamp (BLV) | **L070** | 70 | / | 6000 | / | 71 | 3000 | / | G12 | 23 |
| | | **L237** | 35 | / | 3500 | / | 100 | 3000 | 90 | G12 | 20 |
| | | **L344** | 50 | / | 5400 | / | 108 | 3000 | 90 | G12 | 20 |
| | | **L238** | 70 | / | 7300 | / | 104 | 3000 | 90 | G12 | 20 |
| | | **L345** | 100 | / | 11000 | / | 110 | 3000 | 90 | G12 | 20 |
| **HIT-CE** | Metal halide lamp (Mastercolour Philips CDM-T Elite) | **L239** | 150 | / | 15000 | / | 100 | 3000 | 90 | G12 | 20 |
| **HIT-CE** | Metal halide lamp (constant color CMH-GE) | **L225** | 20 | / | 1650 | / | 82 | 3000 | 80 | G12 | 20 |
| | | **1676** | 70 | / | 5200 | / | 74 | 3000 | 80 | G12 | 25 |
| **HIT** | Metal halide lamp (Osram) | **1677** | 150 | / | 13000 | / | 80 | 3000 | 80 | G12 | 25 |
| | | **L266** | 210 | / | 24200 | / | 115 | 3000 | 90 | PGZ18 | 28 |
| **HIT-CE** | Metal halide lamp (Mastercolour Philips CDM-T Elite MW) | **L267** | 315 | / | 37800 | / | 120 | 3000 | 90 | PGZ18 | 28 |
| | | **L212** | 20 | / | 1700 | / | 85 | 3000 | 82 | G8,5 | 15 |
| | | **L213** | 35 | / | 3400 | / | 92 | 3000 | 82 | G8,5 | 15 |
| **HIT-CE** | Metal halide lamp(Powerball HCI-TC Osram) | **L291** | 35 | / | 3400 | / | 92 | 4200 | 90 | G8,5 | 15 |
| **HIT-TC-CE** | Metal halide lamp (constant color CMH-GE) (CDM-TC) | **L072** | 20 | / | 1650 | / | 83 | 3000 | 80 | G8,5 | 14 |
| | | **L052** | 35 | / | 3300 | / | 87 | 3000 | 81 | G8,5 | 14 |
| | | **L292** | 35 | / | 3300 | / | 87 | 4200 | 90 | G8,5 | 14 |
| **HIT-TC-CE** | Metal halide lamp (Mastercolour Philips CDM-TC) | **L053** | 70 | / | 6600 | / | 93 | 3000 | 83 | G8,5 | 14 |

# Lamps

| | | code | W wattage | V voltage | lm lum. flow | cd lum. intens. | lm/W lum. effic. | K colour temp. | CRF | socket | ø mm |
|---|---|---|---|---|---|---|---|---|---|---|---|
| | | **L181** | 60 | / | 6600 | / | 120 | 2850 | 70 | PGZ12 | 19 |
| | | **L336** | 90 | / | 10450 | / | 116 | 2750 | 66 | PGZ12 | 19 |
| **HIT-CE** | H.P. metal halide lamp (Philips CPO-TW) | **L171** | 140 | / | 16500 | / | 120 | 2850 | 70 | PGZ12 | 19 |
| | | **L240** | 35 | / | 3500 | / | 100 | 3000 | 90 | G8,5 | 14 |
| | | **L346** | 50 | / | 5400 | / | 108 | 3000 | 90 | G8,5 | 14 |
| **HIT-CE** | Metal halide lamp (Mastercolour Philips CDM-TC Elite) | **L241** | 70 | / | 7300 | / | 104 | 3000 | 90 | G8,5 | 15 |
| **HIT-CE** | Metal halide lamp (Mastercolour Philips CDM-Tm Mini) | **L325** | 20 | / | 1800 | / | 90 | 3000 | 84 | GU6,5 | 13 |
| | | **L226** | 20 | / | 1700 | / | 85 | 3000 | 85 | GU6,5 | 13 |
| **HIT-CE** | Metal halide lamp (Powerball HCI-TF Osram) | **L326** | 35 | / | 3400 | / | 87 | 3000 | 90 | GU6,5 | 13 |
| | | **L324** | 20 | / | 1615 | / | 81 | 3000 | 81 | GU6,5 | 13 |
| | | **L313** | 35 | / | 3400 | / | 97 | 3000 | 88 | GU6,5 | 13 |
| **HIT-CE** | Metal halide lamp (constant color CMH-GE) | **L314** | 35 | / | 3400 | / | 97 | 4000 | 90 | GU6,5 | 13 |
| | Metal halide lamp (Mastercolour Philips CDM-R111) α 10° | **L162** | 35 | / | 1400 | 35000 | 40 | 3000 | 90 | GX8,5 | 111 |
| | Metal halide lamp (Mastercolour Philips CDM-R111) α 24° | **L163** | 35 | / | 1600 | 8500 | 45 | 3000 | 90 | GX8,5 | 111 |
| | Metal halide lamp (Mastercolour Philips CDM-R111) α 40° | **L164** | 35 | / | 1800 | 4000 | 51 | 3000 | 90 | GX8,5 | 111 |
| | Metal halide lamp (Mastercolour Philips CDM-R111) α 10° | **L165** | 70 | / | 2850 | 50000 | 41 | 2900 | 92 | GX8,5 | 111 |
| | Metal halide lamp (Mastercolour Philips CDM-R111) α 24° | **L166** | 70 | / | 2850 | 15000 | 41 | 2900 | 92 | GX8,5 | 111 |
| **HIR-111-CE** | Metal halide lamp (Mastercolour Philips CDM-R111) α 40° | **L167** | 70 | / | 2850 | 9000 | 41 | 2900 | 92 | GX8,5 | 111 |
| | | **L018** | 70 | / | 4900 | / | 70 | 3800 | 85 | E27 | 54 |
| | | **L019** | 100 | / | 8000 | / | 80 | 3800 | 85 | E27 | 54 |
| | Clear (HIE/C)* | **L020** | 150 | / | 12500 | / | 83 | 3000 | 85 | E27 | 54 |
| * | | **L084** | 70 | / | 4900 | / | 70 | 3800 | 85 | E27 | 54 |
| | | **1746** | 250 | / | 19000 | / | 76 | 6000 | 85 | E40 | 90 |
| **HIE** | Metal halide lamp (Osram) Acid etched (HIE/M) | **L024** | 400 | / | 32000 | / | 76 | 5200 | 90 | E40 | 120 |
| **HIE** | Metal halide lamp (Osram) Acid etched (HQI-E) | **L173** | 150 | / | 10500 | / | 70 | 3800 | 86 | E27 | 55 |
| | Metal halide lamp (Sylvania) Clear (HIE/C)* | **L085** | 150 | / | 13000 | / | 86 | 4000 | 85 | E27 | 54 |
| **HIE** | Metal halide lamp (Sylvania) Acid etched (HIE/M) | **L086** | 150 | / | 12500 | / | 83 | 4000 | 85 | E27 | 54 |
| | | **L088** | 70 | / | 5600 | / | 79 | 2800 | 78 | E27 | 70 |
| | | **L125** | 100 | / | 8300 | / | 87 | 2800 | 80 | E40 | 75 |
| **HIE-CE** | Metal halide lamp (Philips CDO-ET) | **L126** | 150 | / | 12500 | / | 86 | 2800 | 82 | E40 | 90 |
| **PAR 30** | Metal halide lamp (Brite Spot ES Sylvania) α 10° | **L009** | 35 | / | 2700 | 49000 | 69 | 3000 | 91 | E27 | 65 |
| **HI-PAR 20-CE** | Metal halide lamp (Mastercolour Philips) α 10° | **L051** | 35 | / | 2000 | 23000 | / | 3000 | 81 | E27 | 65 |
| | Metal halide lamp (Mastercolour Philips) α 30° | **L010** | 35 | / | 2200 | 7400 | 97 | 3000 | 81 | E27 | 97 |
| | Metal halide lamp (Mastercolour Philips) α 10° | **L011** | 70 | / | 4850 | 68000 | 91 | 3000 | 83 | E27 | 97 |
| **HI-PAR 30-CE** | Metal halide lamp (Mastercolour Philips) α 40° | **L012** | 70 | / | 4850 | 10000 | 91 | 3000 | 83 | E27 | 97 |
| | Metal halide lamp (CDM-Rm Elite Philips) α 10° | **L372** | 35 | / | / | 20500 | / | 3000 | 90 | GX10 | 51 |
| | Metal halide lamp (CDM-Rm Elite Philips) α 25° | **L183** | 35 | / | / | 7200 | / | 3000 | 90 | GX10 | 51 |
| **HI-PAR 51** | Metal halide lamp (CDM-Rm Elite Philips) α 40° | **L184** | 35 | / | / | 3400 | / | 3000 | 90 | GX10 | 51 |
| | Metal halide lamp (constant color CMH MR16-GE) α 12° | **L260** | 20 | / | / | 9000 | / | 3000 | 81 | GX10 | 51 |
| | Metal halide lamp (constant color CMH MR16-GE) α 25° | **L261** | 20 | / | / | 2900 | / | 3000 | 81 | GX10 | 51 |
| | Metal halide lamp (constant color CMH MR16-GE) α 40° | **L262** | 20 | / | / | 1500 | / | 3000 | 81 | GX10 | 51 |
| | Metal halide lamp (constant color CMH MR16-GE) α 12° | **L263** | 35 | / | / | 16000 | / | 3000 | 90 | GX10 | 51 |
| | Metal halide lamp (constant color CMH MR16-GE) α 25° | **L264** | 35 | / | / | 5500 | / | 3000 | 90 | GX10 | 51 |
| **HI-PAR 51-CE** | Metal halide lamp (constant color CMH MR16-GE) α 40° | **L265** | 35 | / | / | 3000 | / | 3000 | 90 | GX10 | 51 |
| | | **1765** | 70 | / | 7000 | / | 100 | 2000 | 25 | Rx7s | 20 |
| **HST-DE** | H.P. sodium lamp | **1793** | 150 | / | 15000 | / | 100 | 2000 | 35 | Rx7s | 23 |
| | | **1794** | 250 | / | 25500 | / | 102 | 2000 | 35 | Fc2 | 23 |
| **HST-DE** | H.P. sodium lamp | **1795** | 400 | / | 48000 | / | 120 | 2000 | 35 | Fc2 | 23 |
| | | **1640** | 35 | / | 1300 | / | 40 | 2500 | 80 | PG12-1 | 31 |
| | | **1641** | 50 | / | 2300 | / | 44 | 2500 | 80 | PG12-1 | 31 |
| **HST** | H.P. sodium lamp (Philips SDW-T) | **1601** | 100 | / | 5000 | / | 47 | 2500 | 80 | PG12-1 | 31 |
| | | **L168** | 50 | / | 2400 | / | 48 | 2550 | 81 | GX12-1 | 20 |
| **HST** | H.P. sodium lamp (Mini WhiteSON Philips SDW-TG) | **L169** | 100 | / | 4900 | / | 49 | 2550 | 83 | GX12-1 | 20 |
| | | **L021** | 50 | / | 4400 | / | 80 | 2000 | 25 | E27 | 37 |
| | | **L022** | 70 | / | 6000 | / | 93 | 2000 | 25 | E27 | 37 |
| | | **L048** | 100 | / | 10000 | / | 100 | 2000 | 25 | E40 | 46 |
| | | **1780** | 150 | / | 14500 | / | 96 | 2000 | 25 | E40 | 46 |
| | | **1781** | 250 | / | 27000 | / | 108 | 2000 | 25 | E40 | 46 |
| **HST** | H.P. sodium lamp | **1782** | 400 | / | 48000 | / | 120 | 2000 | 25 | E40 | 46 |
| **HST** | H.P. sodium lamp (Philips SON-T PIA Plus) | **L236** | 50 | / | 4400 | / | 88 | 2000 | 25 | E27 | 38 |
| | | **1702** | 50 | / | 3500 | / | 70 | 2000 | 40 | E27 | 70 |
| | | **1700** | 70 | / | 5600 | / | 84 | 2000 | 40 | E27 | 70 |
| | | **1617** | 100 | / | 9500 | / | 95 | 2000 | 20 | E40 | 75 |
| | | **1701** | 150 | / | 14000 | / | 103 | 2000 | 40 | E40 | 90 |
| | | **1684** | 250 | / | 25000 | / | 100 | 2000 | 40 | E40 | 90 |
| **HSE** | H.P. sodium lamp | **1703** | 400 | / | 47000 | / | 118 | 2000 | 40 | E40 | 120 |
| | | **1735** | 100 | / | 1100 | / | 11 | 3600 | 69 | E27 | 75 |
| **HME-SB** | Blended light | **1736** | 160 | / | 3100 | / | 19 | 3600 | 69 | E27 | 75 |
| | | **–** | 85 | 230 | 6000 | / | 70 | 4000 | 80 | / | 111 |
| **Q.L.** | Induction | **–** | 85 | 230 | 6000 | / | 70 | 2700 | 80 | / | 111 |

Light source data is for reference use only. For official data, refer to the relevant lamp manufacturers data

# Code/page reference

| code | page | CCC | weight kg |
|---|---|---|---|
| **0043** | 689-690 | | 0.08 |
| **0044** | 690 | | |
| **0045** | 688-690 | | 0.07 |
| **0225** | 570 | | 0.02 |
| **0227** | 458-459 | | 0.05 |
| | 460-461 | | |
| **0245** | 568-570 | | 0.01 |
| **0246** | 458-459-460 | | 0.08 |
| | 462-463-464 | | |
| **0453** | 458-461-463 | | 5.60 |
| | 464-465 | | |
| **0455** | 636-638 | | 2.35 |
| **0456** | 540 | | 0.39 |
| **1106** | 111 | | |
| **1111** | 111 | | 0.02 |
| **1128** | 396 | | 1.69 |
| **1129** | 396 | | 1.45 |
| **1154** | 516-676 | | 0.09 |
| **1158** | 533 | | 0.31 |
| **1159** | 533 | | 0.47 |
| **1160** | 533 | | 0.88 |
| **1164** | 460-465 | | 13.20 |
| **1165** | 459-460-461 | | 11.28 |
| | 462-463-464 | | |
| | 465 | | |
| **1168** | 458-461-465 | | 4.25 |
| **1170** | 540 | | 0.95 |
| **1171** | 540 | | 1.15 |
| **1172** | 540 | | 0.50 |
| **1173** | 540 | | 2.30 |
| **1175** | 540 | | 1.18 |
| **1177** | 540 | | 0.56 |
| **1180** | 600 | | 0.14 |
| **1181** | 524-563 | | 0.04 |
| **1182** | 524 | | 0.04 |
| **1183** | 524-526 | | 0.27 |
| **1184** | 524-526 | | 0.36 |
| **1185** | 526 | | 0.10 |
| **1186** | 526 | | 0.10 |
| **1187** | 524-526 | | 0.20 |
| **1188** | 524 | | 0.21 |
| **1189** | 524 | | 0.19 |
| **1190** | 378-524-526-610 | | 0.26 |
| **1191** | 127-131-135 | | 0.05 |
| | 154-161 | | |
| **1192** | 135 | | 0.12 |
| **1195** | 533 | | 0.55 |
| **1196** | 533 | | 0.82 |
| **1197** | 533 | | 1.49 |
| **1203** | 363-405-458 | | 39.20 |
| **1205** | 358-363-369 | | 42.60 |
| | 379-385-405 | | |
| | 415-421-427 | | |
| | 446-454-458 | | |
| **1229** | 297 | | 0.15 |
| **1234** | 297 | | 0.29 |
| **1236** | 297 | | 0.55 |
| **1240** | 297 | | |
| **1271** | 358-369-379 | | |
| | 385-458 | | |
| **1272** | 358-369-379 | | |
| | 385-458 | | |
| **1274** | 405-458 | | 119.35 |
| **1275** | 363-369-379 | | 29.00 |
| | 415-421-427 | | |
| | 433-461 | | |
| **1278** | 363-369-379 | | 39.00 |
| | 415-421-427 | | |
| | 433-461 | | |
| **1281** | 363-415-421 | | 56.00 |
| | 427-433-461 | | |
| **1282** | 363-415-421 | | 76.90 |
| | 427-461 | | |
| **1283** | 363-415-421 | | 61.90 |
| | 427-433-461 | | |
| **1284** | 363-415-421 | | 104.30 |
| | 427-461 | | |
| **1287** | 438-446 | | 96.80 |
| | 454-458 | | |
| **1288** | 446-454-460 | | 152.00 |
| **1289** | 438-458 | | 92.70 |
| **1290** | 460 | | 162.80 |
| **1291** | 405-446 | | 51.60 |
| | 454-458 | | |
| **1292** | 405-446 | | 55.00 |
| | 454-458 | | |
| **1344** | 358-363-369 | | 49,00 |
| | 379-385-405 | | |
| | 415-421 | | |
| | 427-458 | | |
| **1506** | 385-392-405 | | |
| | 415-421 | | |
| | 427-462 | | |
| **1507** | 385-392-405 | | 94.00 |
| | 421-427-462 | | |
| **1508** | 385-392-405 | | |
| | 415-421 | | |
| | 427-462 | | |
| **1509** | 385-392-405 | | 90.00 |
| | 415-415-421 | | |
| | 427-462 | | |
| **1511** | 385-392-405 | | |
| | 415-421 | | |
| | 427-463 | | |
| **1515** | 385-392-405 | | |
| | 415-421 | | |
| | 427-463 | | |
| **1518** | 358-363-379 | | 51.00 |
| | 385-405-415 | | |
| | 421-427-459 | | |
| **1519** | 358-363-385 | | 72.00 |
| | 405-415-421 | | |
| | 427-459 | | |
| **1520** | 363-385-405 | | 80.00 |
| | 415-421 | | |
| | 427-459 | | |
| **1521** | 358-363-379 | | 78.00 |
| | 385-405-415 | | |
| | 421-427-459 | | |
| **1522** | 358-363-385 | | 87.00 |
| | 405-415-421 | | |
| | 427-459 | | |
| **1523** | 363-385-405 | | 118.00 |
| | 415-421 | | |
| | 427-459 | | |
| **1530** | 396-464 | | |
| **1531** | 396-464 | | |
| **1532** | 396-464 | | |
| **1533** | 396-464 | | |
| **1534** | 396-464 | | |
| **1535** | 396-464 | | 181.60 |
| **1536** | 396-464 | | |
| **1537** | 396-464 | | |
| **1538** | 396-464 | | |
| **1539** | 396-464 | | |
| **1540** | 396-464 | | |
| **1541** | 396-464 | | 190.30 |
| **1542** | 358-369-385 | | 66.00 |
| | 392-405-415 | | |
| | 421-427-446 | | |
| | 454-458 | | |
| **1543** | 358-385-392 | | 78.00 |
| | 405-415-421 | | |
| | 427-446 | | |
| | 454-458 | | |
| **1544** | 358-392-405 | | 102.00 |
| | 415-421-427 | | |
| | 446-454-460 | | |
| **1545** | 358-392-405 | | 152.00 |
| | 415-427-446 | | |
| | 454-460 | | |
| **1546** | 358-392-405 | | 163.50 |
| | 415-427 | | |
| | 446-460 | | |
| **1547** | 358-392-405 | | 162.80 |
| | 415-427-446 | | |
| | 454-460 | | |
| **1548** | 358-392-405 | | 174.30 |
| **1548** | 415-427 | | |
| | 446-460 | | |
| **1552** | 358-392-405 | | 212.00 |
| | 415-427 | | |
| | 446-460 | | |
| **1554** | 358-392-405 | | 222.00 |
| | 415-427 | | |
| | 446-460 | | |
| **1566** | 358-385-392 | | 103.40 |
| | 405-415-421 | | |
| | 427-463 | | |
| **1570** | 385-392-405 | | 168.40 |
| | 415-421 | | |
| | 427-463 | | |
| **1585** | 385-392-405 | | |
| | 415-421 | | |
| | 427-463 | | |
| **1588** | 385-392-405 | | |
| | 415-421 | | |
| | 427-463 | | |
| **1597** | 358-385-392 | | 91.00 |
| | 405-415-421 | | |
| | 427-446 | | |
| | 454-460 | | |
| **1598** | 358-385-392 | | 111.00 |
| | 405-415-421 | | |
| | 427-446 | | |
| | 454-460 | | |
| **1599** | 358-385-392 | | 133.00 |
| | 405-415-421 | | |
| | 427-446 | | |
| | 454-460 | | |
| **1841** | 465 | | |
| **1842** | 465 | | |
| **1843** | 465 | | |
| **1850** | 465 | | |
| **1862** | 458-459-460 | | 0.38 |
| | 461-465 | | |
| **1863** | 458-459-460 | | 0.40 |
| | 462-463 | | |
| | 464-465 | | |
| **1864** | 458-459 | | 0.20 |
| | 461-465 | | |
| **1865** | 458-459-460 | | 0.38 |
| | 461-465 | | |
| **1871** | 465 | | 4.02 |
| **1872** | 465 | | 10.10 |
| **1880** | 438-446-454 | | 0.30 |
| **1902** | 568-570 | | 0.07 |
| **1904** | 568-570 | | 0.05 |
| **1906** | 570 | | 0.28 |
| **1908** | 570 | | 0.17 |
| **1909** | 385-392-405 | | 128.00 |
| | 415-421 | | |
| | 427-463 | | |
| **1910** | 385-392-405 | | 193.00 |
| | 415-421 | | |
| | 427-463 | | |
| **2510** | 373-458 | | |
| **2512** | 373-458 | | 42.60 |
| **2514** | 373-459 | | 51.00 |
| **2516** | 373-459 | | 61.00 |
| **2517** | 373-460 | | 80.00 |
| **2518** | 373-459 | | 72.00 |
| **2520** | 373-459 | | |
| **2521** | 373-460 | | |
| **2600** | 583 | | 0.11 |
| **2601** | 583 | | 0.11 |
| **2604** | 583 | | 0.11 |
| **2606** | 581 | | 0.19 |
| **2611** | 583 | | 0.29 |
| **2612** | 583 | | 0.29 |
| **2620** | 581 | | 0.25 |
| **2628** | 581 | | 0.95 |
| **2633** | 581 | | 1.05 |
| **2635** | 581 | | 1.20 |
| **2640** | 581 | | 1.30 |
| **2660** | 165 | | 0.48 |
| **2665** | 165 | | 0.78 |
| **2670** | 165 | | 1.10 |
| **2689** | 164 | | 0.46 |
| **2694** | 164 | | 0.74 |
| **2729** | 219 | CCC | 1.73 |
| **2920** | 250 | | 0.20 |
| **2921** | 250 | | 0.25 |
| **2922** | 250 | | 0.63 |
| **2923** | 250 | | 0.79 |
| **2931** | 199 | | 0.09 |
| **2933** | 199 | | 0.04 |
| **2935** | 199 | | 0.04 |
| **2943** | 199 | | 0.10 |
| **2944** | 199 | | 0.03 |
| **2945** | 199 | | 0.04 |
| **2947** | 199 | | 0.03 |
| **2948** | 199 | | 0.04 |
| **2950** | 164 | | 1.05 |
| **2992** | 165 | | |
| **2993** | 165 | | |
| **2994** | 165 | | |
| **2995** | 165 | | |
| **2996** | 165 | | |
| **2997** | 165 | | |
| **3051** | 219 | CCC | 1.56 |
| **3151** | 184 | CCC | 1.26 |
| **3152** | 184 | CCC | 1.43 |
| **3153** | 184 | CCC | 1.68 |
| **3160** | 184 | CCC | 3.10 |
| **3161** | 184 | CCC | 3.10 |
| **3231** | 183 | CCC | 0.98 |
| **3232** | 183 | CCC | 1.15 |
| **3233** | 183 | CCC | 1.40 |
| **3236** | 183 | CCC | 1.30 |
| **3252** | 183 | CCC | 2.82 |
| **3253** | 183 | CCC | 2.82 |
| **3300** | 119 | CCC | 1.14 |
| **3301** | 119 | CCC | 1.22 |
| **3303** | 119 | CCC | 1.22 |
| **3304** | 119 | CCC | 1.23 |
| **3305** | 119 | CCC | 1.22 |
| **3306** | 119 | CCC | 1.09 |
| **3343** | 119 | CCC | 1.01 |
| **3344** | 119 | CCC | 1.02 |
| **3345** | 119 | CCC | 1.07 |
| **3346** | 119 | CCC | 1.07 |
| **3347** | 119 | CCC | 1.02 |
| **3348** | 119 | CCC | 1.02 |
| **3349** | 119 | CCC | 0.82 |
| **3359** | 119 | | 2.95 |
| **3360** | 119 | | 3.04 |
| **3595** | 119 | CCC | 1.01 |
| **3864** | 119 | CCC | 1.25 |
| **3865** | 119 | CCC | 1.26 |
| **3867** | 119 | CCC | 1.33 |
| **3868** | 119 | CCC | 1.34 |
| **3907** | 119 | CCC | 1.05 |
| **3908** | 119 | CCC | 1.06 |
| **3909** | 119 | CCC | 1.11 |
| **3910** | 119 | CCC | 1.11 |
| **3923** | 119 | | 2.99 |
| **3924** | 119 | | 3.08 |
| **3927** | 116 | CCC | 0.90 |
| **3928** | 116 | CCC | 0.90 |
| **3929** | 116 | CCC | 0.90 |
| **3930** | 116 | CCC | 0.90 |
| **4059** | 223 | CCC | 2.53 |
| **4264** | 133 | | 0.39 |
| **4266** | 134 | CCC | 0.99 |
| **4267** | 134 | CCC | 1.03 |
| **4268** | 134 | CCC | 1.13 |
| **4269** | 134 | CCC | 1.13 |
| **4272** | 134 | | 1.15 |
| **4273** | 134 | | 1.15 |
| **4274** | 134 | CCC | 1.00 |
| **4275** | 134 | CCC | 1.00 |
| **4300** | 283 | CCC | |
| **4302** | 283 | CCC | |
| **4305** | 283 | CCC | |
| **4306** | 283 | CCC | |
| **4327** | 283 | CCC | |
| **4332** | 283 | CCC | |
| **4334** | 283 | CCC | |
| **4337** | 283 | CCC | 6.95 |
| **4338** | 283 | CCC | 7.80 |
| **4343** | 283 | CCC | 15.00 |
| **4348** | 283 | CCC | |
| **4350** | 283 | CCC | |
| **4353** | 283 | CCC | |
| **4354** | 283 | CCC | |
| **4437** | 109-113-135 | | 0.38 |
| **4442** | 283 | | 1.80 |
| **4447** | 283 | | 0.55 |
| **4449** | 283 | | 0.71 |
| **4450** | 283 | | 0.14 |
| **4451** | 283 | | 0.14 |
| **4455** | 283 | | 0.14 |
| **4456** | 283 | | 0.14 |
| **4461** | 280 | | 0.70 |
| **4462** | 283 | | 0.10 |
| **4465** | 116-135 | | 0.60 |
| **4466** | 109-113-135 | | 0.59 |
| **4467** | 109-113 | | 0.40 |
| | 116-135 | | |
| **4468** | 135 | | 1.45 |
| **4469** | 116-135 | | 1.70 |
| **4470** | 116-135 | | 2.55 |
| **4471** | 135 | | 1.45 |
| **4472** | 116-135 | | 1.70 |
| **4473** | 116-135 | | 2.55 |
| **4474** | 135 | | 1.55 |
| **4475** | 135 | | 1.50 |
| **4476** | 135 | | 1.95 |
| **4491** | 127-131 | | 0.03 |
| | 135-154 | | |
| **4492** | 373-600-686 | | 0.24 |
| **4493** | 373-600-686 | | 0.20 |
| **4494** | 135 | | 0.03 |
| **4495** | 135 | | 0.09 |
| **4496** | 135 | | 0.04 |
| **4497** | 127-131-135 | | 0.04 |
| **4498** | 135 | | 0.10 |
| **4589** | 240 | CCC | |
| **4590** | 240 | CCC | |
| **4658** | 134 | | 1.15 |
| **4659** | 133 | CCC | 0.59 |
| **4660** | 133 | CCC | 0.59 |
| **4661** | 133 | CCC | 0.59 |
| **4662** | 133 | CCC | 0.59 |
| **4663** | 116 | CCC | 1.09 |
| **4664** | 116 | CCC | 1.09 |
| **4826** | 182 | CCC | 1.95 |
| **4827** | 182 | CCC | 1.95 |
| **4870** | 182 | CCC | 0.70 |
| **4871** | 182 | CCC | 0.78 |
| **4872** | 182 | CCC | 0.98 |
| **4900** | 183 | CCC | 0.86 |
| **4901** | 183 | CCC | 1.26 |
| **4923** | 183 | CCC | 2.23 |
| **4924** | 183 | CCC | 2.23 |
| **5006** | 302 | | 3.10 |
| **5007** | 302 | | 3.30 |
| **5014** | 301 | | 0.77 |
| **5015** | 301 | | 0.77 |
| **5030** | 301 | | 2.12 |
| **5031** | 301 | | 2.12 |
| **5096** | 301 | CCC | 2.17 |
| **5099** | 301 | CCC | 1.45 |
| **5179** | 219 | CCC | 2.40 |
| **5181** | 219 | CCC | 2.10 |
| **5192** | 240 | CCC | |
| **5193** | 240 | CCC | |
| **5194** | 240 | | |
| **5195** | 240 | | |
| **5203** | 299 | | 0.36 |
| **5204** | 299 | | 0.49 |
| **5205** | 299 | | 0.63 |
| **5206** | 299 | | 0.73 |
| **5207** | 299 | | |

# Code/page reference


| code | page | CCC | weight kg |
|---|---|---|---|
| **5208** | 299 | | |
| **5225** | 299 | | 0.06 |
| **5226** | 299 | | 0.07 |
| **5229** | 299 | | |
| **5230** | 299 | | |
| **5231** | 299 | | |
| **5232** | 299 | | |
| **5235** | 301 | CC | 0.95 |
| **5236** | 301 | CC | 2.00 |
| **5238** | 301 | CC | 1.70 |
| **5239** | 301 | | 3.30 |
| **5240** | 301 | CC | 3.70 |
| **5242** | 301 | CC | 2.85 |
| **5243** | 301 | | 5.30 |
| **5278** | 299 | | |
| **5279** | 299 | | |
| **5280** | 299 | | |
| **5281** | 299 | | |
| **5282** | 299 | | |
| **5283** | 299 | | |
| **5284** | 299 | | |
| **5285** | 299 | | |
| **5342** | 301 | CC | 2.10 |
| **5343** | 301 | CC | 3.20 |
| **5344** | 301 | CC | 0.90 |
| **5353** | 301 | CC | 1.67 |
| **5354** | 301 | CC | 2.50 |
| **5400** | 301 | | 3.40 |
| **5401** | 301 | | 4.80 |
| **5423** | 297 | | 1.35 |
| **5424** | 297 | CC | 1.00 |
| **5426** | 297 | | 1.35 |
| **5428** | 297 | | 1.35 |
| **5430** | 297 | | 1.35 |
| **5435** | 297 | | 1.74 |
| **5436** | 297 | | 1.79 |
| **5437** | 297 | | 1.96 |
| **5438** | 297 | | 2.01 |
| **5439** | 297 | CC | 1.33 |
| **5444** | 297 | | 1.74 |
| **5445** | 297 | | 1.79 |
| **5446** | 297 | | 1.96 |
| **5447** | 297 | | 2.01 |
| **5452** | 297 | | 1.74 |
| **5453** | 297 | | 1.79 |
| **5454** | 297 | | 1.96 |
| **5455** | 297 | | 2.01 |
| **5460** | 297 | | 1.74 |
| **5461** | 297 | | 1.79 |
| **5462** | 297 | | 1.96 |
| **5463** | 297 | | 2.01 |
| **5479** | 289 | CC | |
| **5480** | 289 | CC | |
| **5481** | 289 | CC | |
| **5482** | 289 | CC | |
| **5483** | 289 | CC | |
| **5484** | 289 | CC | |
| **5485** | 289 | | |
| **5487** | 290 | CC | |
| **5488** | 290 | CC | |
| **5489** | 290 | CC | |
| **5490** | 290 | CC | |
| **5495** | 289 | | |
| **5496** | 289 | | |
| **5497** | 290 | | |
| **5498** | 297 | | |
| **5499** | 297 | | |
| **5500** | 297 | | |
| **5504** | 495-498 | | |
| **5505** | 495-498 | | 0.01 |
| **5506** | 495-498 | | 0.01 |
| **5507** | 495-498 | | 0.01 |
| **5508** | 495 | | 0.07 |
| **5509** | 495 | | 0.10 |
| **5510** | 495 | | 0.13 |
| **5511** | 495 | | 0.17 |
| **5516** | 495 | | 0.04 |
| **5517** | 495 | | 0.06 |
| **5518** | 495 | | 0.07 |

| code | page | CCC | weight kg |
|---|---|---|---|
| **5519** | 495 | | 0.09 |
| **5520** | 495 | | 0.07 |
| **5521** | 495 | | 0.10 |
| **5522** | 495 | | 0.14 |
| **5523** | 495 | | 0.18 |
| **5524** | 495 | | 0.04 |
| **5525** | 495 | | 0.06 |
| **5526** | 495 | | 0.07 |
| **5527** | 495 | | 0.09 |
| **5554** | 495 | | 0.08 |
| **5561** | 495 | | 0.14 |
| **5568** | 297 | | |
| **5570** | 486-495 | | 0.12 |
| **5571** | 486-495 | | 0.22 |
| **5572** | 495 | | 0.26 |
| **5573** | 495 | | 0.50 |
| **5576** | 486-495 | | 0.55 |
| **5577** | 486-495 | | 1.00 |
| **5578** | 486-495 | | 0.80 |
| **5581** | 109-111-113 | | 0.10 |
| | 135-154-158 | | |
| | 159-164-165 | | |
| **5583** | 109-111-113 | | 0.12 |
| | 135-154-158 | | |
| | 159-164-165 | | |
| **5584** | 109-111-113 | | 0.15 |
| | 135-154-158 | | |
| | 159-164-165 | | |
| **5585** | 109-111-113 | | 0.20 |
| | 135-154-158 | | |
| | 159-164 165 | | |
| **5586** | 109-111-113 | | 0.36 |
| | 135-154-158 | | |
| | 159-164-165 | | |
| **5588** | 495 | | 0.06 |
| **5589** | 495 | | 0.57 |
| **5590** | 495 | | 0.70 |
| **5591** | 495 | | 0.80 |
| **5594** | 495 | | 0.04 |
| **5595** | 378-610 | | 0.05 |
| **5596** | 610 | | 0.36 |
| **5614** | 437-531 | | 7.60 |
| **5615** | 432-438 | | 4.95 |
| **5618** | 532 | | 10.30 |
| **5622** | 532 | | 17.20 |
| **5623** | 532 | | 17.20 |
| **5624** | 532 | | 17.20 |
| **5650** | 437-531 | | 7.60 |
| **5651** | 437-531 | | 7.60 |
| **5658** | 532 | | 10.30 |
| **5659** | 532 | | 10.30 |
| **5666** | 532 | | 10.30 |
| **5667** | 532 | | 17.20 |
| **5668** | 532 | | 17.20 |
| **5669** | 532 | | 17.20 |
| **5671** | 532 | | 20.20 |
| **5672** | 532 | | 20.20 |
| **5673** | 532 | | 20.20 |
| **5674** | 532 | | 20.20 |
| **5676** | 432-438 | | 4.95 |
| **5684** | 437-531 | | 7.60 |
| **5685** | 432-438 | | 7.60 |
| **5686** | 669 | CC | 5.31 |
| **5687** | 669 | CC | 5.21 |
| **5688** | 669 | CC | 4.89 |
| **5689** | 669 | CC | 5.62 |
| **5690** | 669 | CC | 5.53 |
| **5800** | 277 | CC | 2.42 |
| **5801** | 277 | CC | 3.05 |
| **5802** | 277 | CC | 2.58 |
| **5803** | 277 | CC | 3.05 |
| **5806** | 277 | CC | 2.58 |
| **5807** | 277 | CC | 3.05 |
| **5814** | 277 | CC | 3.49 |
| **5815** | 277 | CC | 2.87 |
| **5816** | 277 | CC | 3.49 |
| **5817** | 277 | CC | 2.87 |
| **5818** | 277 | CC | 2.87 |
| **5819** | 277 | CC | 3.49 |

| code | page | CCC | weight kg |
|---|---|---|---|
| **5820** | 277 | CC | 2.87 |
| **5821** | 277 | | 3.45 |
| **5823** | 277 | CC | 3.02 |
| **5824** | 277 | CC | 3.68 |
| **5825** | 277 | CC | 3.66 |
| **5826** | 277 | CC | 3.03 |
| **5827** | 277 | CC | 3.02 |
| **5828** | 277 | CC | 3.68 |
| **5829** | 277 | CC | 3.66 |
| **5830** | 277 | CC | 3.03 |
| **5902** | 498 | | 1.07 |
| **5903** | 498 | | 1.52 |
| **5904** | 498 | | 1.95 |
| **5905** | 498 | | 2.37 |
| **5914** | 498 | | 0.13 |
| **5915** | 498 | | 0.19 |
| **5916** | 498 | | 0.26 |
| **5917** | 498 | | 0.30 |
| **5925** | 480-491-498 | | 0.01 |
| **5926** | 491-498 | | 0.02 |
| **5927** | 526 | | 0.19 |
| **5928** | 526 | | 0.32 |
| **5929** | 526 | | 0.80 |
| **5930** | 526 | | 0.95 |
| **5935** | 572 | | 1.70 |
| **5937** | 533 | | 0.36 |
| **5938** | 533 | | 0.52 |
| **5939** | 533 | | 0.85 |
| **5940** | 533 | | 0.40 |
| **5941** | 533 | | 0.50 |
| **5942** | 533 | | 0.80 |
| **5943** | 533 | | 0.38 |
| **5944** | 533 | | 0.54 |
| **5945** | 533 | | 0.80 |
| **5949** | 532 | | 0.01 |
| **5951** | 532 | | 1.90 |
| **5952** | 533 | | 0.14 |
| **5953** | 533 | | 0.26 |
| **5954** | 533 | | 0.72 |
| **5956** | 437 | | 21.70 |
| **5958** | 438 | | 17.24 |
| **5960** | 438 | | 12.68 |
| **5981** | 433 | | 4.90 |
| **5982** | 433 | | 6.70 |
| **5983** | 433 | | 3.20 |
| **5984** | 433 | | 2.75 |
| **5985** | 433 | | 5.35 |
| **5987** | 433 | | 8.10 |
| **5989** | 433 | | 13.40 |
| **5994** | 433 | | 3.20 |
| **5997** | 568 | | 0.59 |
| **5998** | 568 | | 1.21 |
| **6000** | 223 | | 0.01 |
| **6001** | 223 | | 0.02 |
| **6012** | 445-453-532 1.55 | | |
| **6013** | 445-453-532 1.60 | | |
| **6014** | 446-454-517-532 | | 6.25 |
| **6015** | 446-454-517-532 | | 9.45 |
| **6016** | 120 | | 0.09 |
| **6017** | 120 | | 0.09 |
| **6020** | 120 | | 0.10 |
| **6021** | 120 | | 0.10 |
| **6024** | 107-116-120 | | 1.10 |
| **6025** | 107-120 | | 1.05 |
| **6029** | 107-116-120 | | 2.15 |
| **6031** | 107-120 | | 2.25 |
| **6035** | 120 | | 0.09 |
| **6036** | 120 | | 0.10 |
| **6037** | 120 | | 0.06 |
| **6038** | 120 | | 0.13 |
| **6039** | 120 | | 0.13 |
| **6040** | 120 | | 0.13 |
| **6041** | 120 | | 0.13 |
| **6042** | 120 | | 0.07 |
| **6043** | 120 | | 0.16 |
| **6044** | 120 | | 0.16 |
| **6045** | 120 | | 0.16 |
| **6046** | 120 | | 0.63 |
| **6065** | 229 | | 0.24 |

| code | page | CCC | weight kg |
|---|---|---|---|
| **6066** | 229 | | 0.47 |
| **6067** | 229 | | 0.94 |
| **6068** | 229 | | 1.41 |
| **6077** | 229 | | 0.03 |
| **6078** | 229 | | 0.07 |
| **6079** | 229 | | 0.06 |
| **6081** | 229 | | |
| **6086** | 229 | | |
| **6087** | 229 | | |
| **6088** | 229 | | |
| **6089** | 229 | | |
| **6090** | 229 | | |
| **6091** | 223 | | 0.25 |
| **6092** | 223 | | 0.07 |
| **6093** | 229 | | 0.50 |
| **6095** | 120 | | 0.17 |
| **6096** | 120 | | 0.47 |
| **6097** | 229 | | |
| **6098** | 229 | | |
| **6107** | 433 | | 4.90 |
| **6108** | 433 | | 6.70 |
| **6109** | 433 | | 3.20 |
| **6110** | 433 | | 2.75 |
| **6111** | 445-453-532 | | 0.95 |
| **6112** | 445-453-532 | | 1.00 |
| **6113** | 445-453 | | 2.45 |
| **6114** | 445-453 | | 4.40 |
| **6115** | 445-453 | | 0.60 |
| **6116** | 445-453 | | 2.35 |
| **6117** | 445-453 | | 4.30 |
| **6118** | 445-453 | | 0.55 |
| **6119** | 445-453 | | 0.10 |
| **6120** | 384-404 | | 1.70 |
| **6121** | 384-404 | | 1.64 |
| **6122** | 384-404 | | 3.70 |
| **6123** | 384-404 | | 4.54 |
| **6130** | 384-404 | | 8.90 |
| **6131** | 384-404 | | 13.80 |
| **6132** | 384-404 | | 2.17 |
| **6134** | 363-369-414 | | 1.22 |
| | 420-426 | | |
| **6135** | 384-404 | | 13.52 |
| **6136** | 531 | | 4.57 |
| **6137** | 432-531 | | 4.57 |
| **6138** | 432-531 | | 4.57 |
| **6139** | 432-531 | | 4.57 |
| **6140** | 531 | | 4.57 |
| **6141** | 432-531 | | 4.57 |
| **6142** | 432-531 | | 4.57 |
| **6143** | 432-531 | | 4.57 |
| **6146** | 531 | | 4.57 |
| **6147** | 531 | | 4.57 |
| **6152** | 363 | | 0.50 |
| **6154** | 414-426 | | 5.90 |
| **6155** | 414-426 | | 9.50 |
| **6156** | 414-420-426 | | 5.00 |
| **6157** | 414-426 | | 6.20 |
| **6158** | 414-426 | | 9.70 |
| **6159** | 414-420-426 | | 5.50 |
| **6160** | 414-421-426 | | 1.80 |
| **6161** | 357-414-426 | | 2.20 |
| **6162** | 357-414-426 | | 2.50 |
| **6163** | 357-414-426 | | |
| **6164** | 357-414-426 | | |
| **6165** | 414-420-426 | | 4.00 |
| **6166** | 414-420-426 | | 4.50 |
| **6170** | 711 | | |
| **6173** | 445-532 | | |
| **6174** | 445-532 | | |
| **6175** | 532 | | |
| **6177** | 524 | | |
| **6178** | 524 | | |
| **6179** | 524 | | |
| **6180** | 524 | | |
| **6181** | 526 | | |
| **6182** | 526 | | |
| **6183** | 526 | | |
| **6184** | 526 | | |
| **6185** | 526 | | |

| code | page | CCC | weight kg |
|---|---|---|---|
| **6186** | 533 | | |
| **6187** | 533 | | |
| **6188** | 533 | | |
| **6189** | 533 | | |
| **6190** | 533 | | |
| **6191** | 533 | | |
| **6192** | 533 | | |
| **6193** | 533 | | |
| **6194** | 533 | | |
| **6283** | 119 | CC | 1.20 |
| **6289** | 119 | CC | 1.27 |
| **6314** | 223 | | 0.34 |
| **6315** | 223 | | 0.36 |
| **6316** | 223 | | 0.38 |
| **6317** | 223 | | 0.42 |
| **6327** | 223 | | 0.09 |
| **6328** | 223 | | 0.11 |
| **6329** | 223 | | 0.12 |
| **6330** | 223 | | 0.14 |
| **6334** | 223 | | 0.15 |
| **6335** | 223 | | 0.15 |
| **6336** | 198 | CC | 0.61 |
| **6343** | 198 | CC | 1.18 |
| **6344** | 198 | CC | 1.18 |
| **6345** | 198 | CC | 1.18 |
| **6346** | 198 | CC | 1.18 |
| **6347** | 198 | CC | 1.00 |
| **6348** | 198 | CC | 1.00 |
| **6600** | 255 | CC | 4.68 |
| **6601** | 255 | CC | 4.26 |
| **6602** | 255 | CC | 4.68 |
| **6605** | 255 | CC | 4.68 |
| **6606** | 255 | CC | 4.26 |
| **6608** | 255 | CC | 4.37 |
| **6609** | 255 | CC | 4.84 |
| **6612** | 255 | CC | 4.84 |
| **6613** | 255 | CC | 4.37 |
| **6615** | 255 | CC | 4.87 |
| **6616** | 255 | CC | 4.07 |
| **6624** | 255 | | 1.80 |
| **6625** | 255 | | 2.70 |
| **6626** | 255 | | 5.35 |
| **6627** | 255 | | 6.70 |
| **6677** | 253 | | 5.26 |
| **6678** | 253 | | 4.84 |
| **6679** | 253 | | 5.26 |
| **6680** | 253 | | 4.84 |
| **6681** | 253 | | 5.31 |
| **6682** | 253 | | 4.89 |
| **6691** | 253 | | 5.42 |
| **6692** | 253 | | 4.95 |
| **6693** | 253 | | 5.42 |
| **6694** | 253 | | 4.95 |
| **6736** | 285 | CC | 2.80 |
| **6737** | 285 | CC | 3.50 |
| **6738** | 285 | CC | 2.40 |
| **6739** | 285 | CC | 2.80 |
| **6740** | 285 | CC | 3.50 |
| **6741** | 285 | CC | 2.80 |
| **6742** | 285 | CC | 3.50 |
| **6743** | 285 | CC | 2.70 |
| **6744** | 285 | CC | 3.40 |
| **6745** | 285 | CC | 2.70 |
| **6746** | 285 | CC | 3.40 |
| **6748** | 285 | CC | 4.30 |
| **6749** | 285 | CC | 4.75 |
| **6750** | 285 | CC | 4.30 |
| **6751** | 285 | CC | 4.20 |
| **6752** | 285 | CC | 4.65 |
| **6753** | 285 | CC | 4.20 |
| **6755** | 285 | CC | 5.65 |
| **6756** | 285 | CC | 6.55 |
| **6787** | 285 | CC | |
| **6788** | 285 | CC | |
| **6789** | 285 | CC | |
| **6790** | 285 | CC | |
| **6791** | 285 | CC | |
| **6792** | 285 | CC | |
| **6793** | 285 | CC | |

# Code/page reference

| code | page | CCC | weight kg |
|---|---|---|---|
| **6794** | 285 | CCC | |
| **6795** | 285 | | |
| **6796** | 285 | | |
| **6800** | 256 | | 0.11 |
| **6801** | 256 | | 0.07 |
| **6802** | 256 | | 0.11 |
| **6803** | 256 | | 1.00 |
| **6804** | 256 | | 1.05 |
| **6805** | 253-256 | | 0.56 |
| **6806** | 253-256 | | 0.66 |
| **6807** | 253-256 | | 0.19 |
| **6808** | 253-256 | | 0.24 |
| **6809** | 256 | | 0.17 |
| **6810** | 256 | | 0.51 |
| **6811** | 256 | | 0.47 |
| **6812** | 256 | | 0.68 |
| **6813** | 256 | | 1.30 |
| **6814** | 256 | | 1.62 |
| **6815** | 256 | | 0.65 |
| **6816** | 256 | | 0.80 |
| **6817** | 256 | | 1.30 |
| **6818** | 256 | | 1.50 |
| **6823** | 256 | | 0.75 |
| **6824** | 256 | | 0.60 |
| **6828** | 199 | | 0.01 |
| **6829** | 199 | | 0.01 |
| **6831** | 199 | | 0.09 |
| **6832** | 199 | | 0.16 |
| **6833** | 199 | | 0.03 |
| **6861** | 199 | | 0.04 |
| **6862** | 199 | | 0.07 |
| **6863** | 199 | | 0.12 |
| **6874** | 686 | | 0.05 |
| **6879** | 516-600-686 | | 0.04 |
| **6880** | 600 | | 0.06 |
| **6881** | 516-686 | | 0.05 |
| **6910** | 161 | | 0.01 |
| **6926** | 120 | | 0.14 |
| **6930** | 120 | | 0.20 |
| **6936** | 161 | | 0.01 |
| **6938** | 583 | | 0.27 |
| **6939** | 583 | | 0.14 |
| **6940** | 583 | | 0.02 |
| **6941** | 581-583 | | 0.50 |
| **6942** | 581 | | 0.36 |
| **6943** | 581-583 | | 0.14 |
| **6944** | 581 | | 0.55 |
| **6945** | 581 | | 0.40 |
| **6946** | 581 | | 0.19 |
| **6947** | 581 | | 1.10 |
| **6948** | 581 | | 0.80 |
| **6950** | 581 | | 1.25 |
| **6951** | 581 | | 0.90 |
| **6952** | 581 | | 0.62 |
| **6993** | 161 | | 0.10 |
| **7017** | 540 | | 6.50 |
| **7027** | 540 | | 6.58 |
| **7033** | 638 | | 0.94 |
| **7036** | 638 | | 0.94 |
| **7038** | 638 | | 1.16 |
| **7039** | 638 | | 1.16 |
| **7040** | 689 | CCC | 2.99 |
| **7045** | 689 | CCC | 2.97 |
| **7078** | 689 | CCC | 1.79 |
| **7082** | 689 | CCC | 1.82 |
| **7111** | 570 | CCC | 1.89 |
| **7112** | 570 | CCC | 1.89 |
| **7113** | 638 | CCC | 0.86 |
| **7116** | 638 | CCC | 1.08 |
| **7119** | 638 | CCC | 1.89 |
| **7131** | 594 | CCC | 1.80 |
| **7133** | 594 | CCC | 1.85 |
| **7160** | 570 | CCC | 1.89 |
| **7162** | 570 | CCC | 1.38 |
| **7163** | 570 | CCC | 4.28 |
| **7164** | 570 | CCC | 4.74 |
| **7169** | 570 | CCC | 4.02 |
| **7170** | 570 | CCC | 3.06 |
| **7194** | 570 | CCC | 4.96 |
| **7197** | 570 | | |
| **7199** | 570 | CCC | 4.28 |
| **7288** | 639 | CCC | 6.40 |
| **7576** | 638 | CCC | |
| **7578** | 638 | CCC | 4.34 |
| **7582** | 638 | CCC | |
| **7584** | 638 | CCC | |
| **7588** | 638 | CCC | |
| **7590** | 638 | | |
| **7591** | 525 | | 3.87 |
| **7592** | 525 | | 3.88 |
| **7593** | 525 | | 3.87 |
| **7594** | 525 | | 3.88 |
| **7862** | 494 | CCC | 2.20 |
| **7863** | 494 | CCC | 3.15 |
| **7864** | 494 | CCC | 4.00 |
| **7865** | 494 | CCC | 4.80 |
| **7879** | 497 | CCC | 3.06 |
| **7880** | 497 | CCC | 4.31 |
| **7881** | 497 | CCC | 5.60 |
| **7882** | 497 | CCC | 6.81 |
| **7890** | 497 | CCC | 3.06 |
| **7891** | 497 | CCC | 4.31 |
| **7892** | 497 | CCC | 5.60 |
| **7893** | 497 | CCC | 6.81 |
| **8658** | 135-158 | | 0.03 |
| | 159-223 | | |
| **8673** | 158-159 | | 0.03 |
| **8740** | 223 | | 0.04 |
| **8753** | 220 | | 0.02 |
| **8754** | 570 | | 0.06 |
| **8766** | 220 | | 0.02 |
| **8771** | 570 | | 0.32 |
| **8775** | 220 | | 0.03 |
| **9400** | 285 | | 0.07 |
| **9401** | 285 | | 1.07 |
| **9402** | 285 | | 1.15 |
| **9403** | 285 | | 0.08 |
| **9408** | 285 | | 1.44 |
| **9409** | 285 | | 0.30 |
| **9410** | 285 | | 1.30 |
| **9411** | 285 | | 1.59 |
| **9412** | 285 | | 0.10 |
| **9413** | 285 | | 1.17 |
| **9421** | 285 | | 0.09 |
| **9422** | 285 | | 1.54 |
| **9423** | 285 | | 0.40 |
| **9431** | 285 | | 1.34 |
| **9432** | 285 | | 1.79 |
| **9438** | 290 | | 0.27 |
| **9439** | 290 | | 0.60 |
| **9440** | 290 | | 0.70 |
| **9441** | 290 | | 0.70 |
| **9442** | 290 | | 0.70 |
| **9443** | 290 | | 0.86 |
| **9445** | 290 | | 0.34 |
| **9499** | 285 | | 0.19 |
| **9513** | 185 | | 0.06 |
| **9516** | 199 | | 0.03 |
| **9517** | 199 | | 0.04 |
| **9519** | 135 | | 0.30 |
| **9528** | 185 | | 0.08 |
| **9529** | 185 | | 0.26 |
| **9530** | 185 | | 0.26 |
| **9532** | 185 | | 0.05 |
| **9533** | 185 | | 0.14 |
| **9534** | 185 | | 0.14 |
| **9536** | 185-199 | | 0.03 |
| **9537** | 135-185 | | 0.09 |
| **9538** | 185-199 | | 0.03 |
| **9539** | 127-135-164 | | 0.15 |
| | 165-185 | | |
| **9540** | 185 | | 0.12 |
| **9541** | 185-199 | | 0.02 |
| **9542** | 185 | | 0.11 |
| **9545** | 135-256 | | 0.02 |
| **9546** | 135 | | 0.04 |
| **9547** | 135 | | 0.10 |
| **9548** | 135 | | 0.40 |
| **9549** | 135 | | 0.75 |
| **9568** | 581 | | |
| **9569** | 587 | | |
| **9570** | 581 | | |
| **9571** | 587 | | |
| **9572** | 581 | | |
| **9574** | 581 | | |
| **9575** | 587 | | |
| **9579** | 581-583-587 | | 0.26 |
| **9580** | 581-583-587 | | 0.58 |
| **9581** | 511-555-587 | | 0.06 |
| | 605-619-622 | | |
| | 625-627-629 | | |
| | 634-673 | | |
| **9582** | 477-481-501 | | 0.64 |
| | 511-555-576 | | |
| | 587-605-622 | | |
| | 625-634-651 | | |
| | 655-659-663 | | |
| | 665-667-673 | | |
| **9583** | 555-581-583 | | |
| | 587-605 | | |
| **9613** | 120 | | 0.14 |
| **9614** | 120 | | 0.14 |
| **9615** | 120 | | 0.14 |
| **9616** | 120 | | 0.18 |
| **9617** | 120 | | 0.18 |
| **9618** | 120 | | 0.18 |
| **9619** | 285 | | 0.24 |
| **9634** | 714 | | |
| **9635** | 714 | | |
| **9637** | 714 | | |
| **9639** | 477-481-501 | | 0.15 |
| | 576-587-651 | | |
| | 655-659 | | |
| **9676** | 120 | | 0.23 |
| **9677** | 120 | | 0.24 |
| **9689** | 239-242-274 | | 0.70 |
| **9690** | 299 | | |
| **9691** | 299 | | |
| **9692** | 299 | | |
| **9693** | 299 | | 0.73 |
| **9694** | 299 | | 0.04 |
| **9695** | 239-242 | | 0.60 |
| | 274-275 | | |
| **9698** | 135 | | 0.40 |
| **9704** | 240-253 | | |
| **9708** | 716 | | |
| **9711** | 716 | | |
| **9718** | 716 | | |
| **9719** | 716 | | |
| **9720** | 714 | | |
| **9721** | 715 | | |
| **9722** | 716 | | |
| **9723** | 714 | | |
| **9724** | 299 | | |
| **9725** | 299 | | |
| **9730** | 719 | | |
| **9731** | 719 | | |
| **9741** | 299 | | |
| **9742** | 299 | | |
| **9743** | 299 | | |
| **9747** | 716 | | |
| **9752** | 716 | | |
| **9856** | 511-543 | | 0.55 |
| | 591-634 | | |
| **9905** | 555-587-634 | | 0.03 |
| | 663-665-667 | | |
| **9906** | 634 | | 0.06 |
| **9907** | 543-587-591 | | 0.09 |
| | 634-663 | | |
| | 665-667 | | |
| **9908** | 477-481-501 | | 0.08 |
| | 576-587-651 | | |
| | 655-659 | | |
| | 715-719 | | |
| **9909** | 477-481-501 | | 0.20 |
| | 576-587-651 | | |
| | 655-659 | | |
| **9910** | 477-481-501 | | 0.41 |
| | 576-587-651 | | |
| | 655-659-700 | | |
| **9911** | 477-481-501 | | 0.41 |
| | 576-587-651 | | |
| | 655-659 | | |
| **9912** | 477-481-501 | | |
| | 576-587-651 | | |
| | 655-659 | | |
| **ABD3** | 350 | | |
| **ABM3** | 350 | | |
| **AEB0** | 343 | | |
| **ADR0** | 338 | | |
| **ADR1** | 338 | | |
| **ADR2** | 338 | | |
| **ADR3** | 338 | | |
| **ADT0** | 625 | | |
| **ADT1** | 625 | | |
| **ADT2** | 625 | | |
| **ADT3** | 625 | | |
| **ADT4** | 625 | | |
| **ADT5** | 625 | | |
| **AET7** | 347 | | |
| **AET8** | 347 | | |
| **AET9** | 347 | | |
| **AZ70** | 343 | | |
| **B002** | 561 | | 1.02 |
| **B005** | 562 | CCC | 5.28 |
| **B006** | 562 | CCC | 5.28 |
| **B007** | 562 | CCC | 6.63 |
| **B008** | 562 | CCC | 6.63 |
| **B009** | 562 | CCC | 8.70 |
| **B012** | 562 | CCC | 9.12 |
| **B020** | 562 | CCC | 12.02 |
| **B021** | 562 | CCC | 12.02 |
| **B022** | 562 | CCC | 14.96 |
| **B025** | 562 | CCC | 19.62 |
| **B183** | 561 | CCC | 1.04 |
| **B220** | 391 | | 2.22 |
| **B221** | 391 | | 2.69 |
| **B222** | 391 | | 3.18 |
| **B223** | 392 | | 0.96 |
| **B256** | 562 | | 1.28 |
| **B257** | 562 | CCC | 1.28 |
| **B275** | 586 | | 0.17 |
| **B285** | 586 | | 0.17 |
| **B294** | 586 | | 0.18 |
| **B304** | 586 | | 0.18 |
| **B328** | 586 | | 0.75 |
| **B346** | 586 | | 0.92 |
| **B437** | 391 | | 5.59 |
| **B438** | 391 | | 8.26 |
| **B440** | 391 | | 5.69 |
| **B441** | 391 | | 8.36 |
| **B443** | 391 | | |
| **B444** | 391 | | |
| **B446** | 391 | | |
| **B447** | 391 | | |
| **B450** | 391 | | 1.79 |
| **B451** | 391 | | 2.27 |
| **B452** | 391 | | 2.74 |
| **B459** | 391 | | 1.69 |
| **B460** | 391 | | 1.84 |
| **B462** | 614 | CCC | 10.85 |
| **B463** | 614 | CCC | 10.85 |
| **B465** | 614 | CCC | 10.85 |
| **B466** | 614 | CCC | 10.85 |
| **B468** | 614 | CCC | |
| **B472** | 614 | CCC | 4.70 |
| **B473** | 614 | CCC | |
| **B475** | 614 | CCC | |
| **B476** | 614 | CCC | |
| **B478** | 614 | CCC | |
| **B479** | 614 | CCC | |
| **B480** | 614 | CCC | |
| **B482** | 615 | CCC | |
| **B483** | 615 | CCC | |
| **B485** | 615 | CCC | |
| **B486** | 615 | CCC | |
| **B488** | 615 | CCC | |
| **B492** | 615 | CCC | |
| **B503** | 615 | | 0.05 |
| **B504** | 615 | | 0.02 |
| **B505** | 615 | | 0.05 |
| **B506** | 615 | | 0.02 |
| **B507** | 615 | | 0.05 |
| **B508** | 615 | | 0.02 |
| **B510** | 378-610 | | 0.12 |
| **B511** | 615 | | 0.41 |
| **B512** | 615-617-619 | | 0.13 |
| **B513** | 615 | | 0.50 |
| **B514** | 615-619 | | 0.21 |
| **B515** | 617 | | 0.21 |
| **B516** | 617 | | 0.62 |
| **B517** | 617 | | 0.84 |
| **B518** | 378-610 | | 2.35 |
| **B546** | 689 | CCC | 1.74 |
| **B547** | 689 | CCC | 1.74 |
| **B548** | 689 | CCC | 2.97 |
| **B549** | 689 | CCC | 2.99 |
| **B550** | 689 | CCC | 2.89 |
| **B551** | 689 | CCC | 2.92 |
| **B554** | 689 | CCC | 2.59 |
| **B572** | 688 | CCC | 2.16 |
| **B573** | 688 | CCC | 1.92 |
| **B576** | 690 | CCC | 1.61 |
| **B577** | 690 | CCC | 2.43 |
| **B578** | 690 | CCC | 1.38 |
| **B579** | 690 | CCC | 2.25 |
| **B580** | 690 | CCC | 2.53 |
| **B581** | 690 | CCC | 2.19 |
| **B582** | 523 | | 0.95 |
| **B583** | 523 | | 0.95 |
| **B584** | 523 | | 0.90 |
| **B585** | 523 | | 0.90 |
| **B590** | 523 | | 0.70 |
| **B591** | 523 | | 0.70 |
| **B592** | 523 | | 1.70 |
| **B620** | 566 | CCC | 6.32 |
| **B621** | 566 | CCC | 6.63 |
| **B622** | 566 | CCC | 6.63 |
| **B623** | 566 | CCC | 6.82 |
| **B624** | 566 | CCC | 6.82 |
| **B625** | 566 | CCC | 6.82 |
| **B634** | 614 | CCC | |
| **B635** | 614 | CCC | |
| **B637** | 614 | CCC | |
| **B638** | 614 | CCC | |
| **B642** | 615 | CCC | |
| **B643** | 615 | CCC | |
| **B645** | 615 | CCC | |
| **B646** | 615 | CCC | |
| **B689** | 689 | | 3.47 |
| **B691** | 688 | | 2.66 |
| **B745** | 494 | CCC | 1.45 |
| **B746** | 494 | CCC | 1.45 |
| **B747** | 494 | CCC | 2.41 |
| **B748** | 494 | CCC | 2.41 |
| **B749** | 494 | CCC | 3.50 |
| **B750** | 494 | CCC | 3.50 |
| **B751** | 494 | CCC | 4.60 |
| **B752** | 494 | CCC | 4.60 |
| **B755** | 686 | CCC | 5.87 |
| **B758** | 686 | CCC | 5.90 |
| **B770** | 686 | CCC | 6.19 |
| **B773** | 686 | CCC | 6.40 |
| **B779** | 686 | CCC | 7.80 |
| **B781** | 686 | CCC | 7.80 |
| **B787** | 302-610 | | 2.13 |
| **B789** | 610 | | 2.54 |
| **B790** | 610 | | 2.40 |
| **B797** | 610 | | 3.80 |
| **B798** | 610 | | 3.80 |
| **B828** | 636 | CCC | 0.98 |
| **B830** | 636 | CCC | 0.91 |
| **B831** | 636 | CCC | 0.98 |
| **B833** | 636 | CCC | 0.91 |
| **B834** | 636 | CCC | 1.25 |

# Code/page reference


| code | page | CCC | weight kg |
|---|---|---|---|
| **B836** | 636 | CC | 1.30 |
| **B837** | 636 | CC | 1.25 |
| **B839** | 636 | CC | 1.30 |
| **B850** | 636 | | |
| **B852** | 636 | | |
| **B853** | 636 | | |
| **B855** | 636 | | |
| **B900** | 563 | | 0.96 |
| **B901** | 563 | | 2.38 |
| **B902** | 563 | | 5.34 |
| **B903** | 563 | | 3.08 |
| **B904** | 563 | | 7.12 |
| **B905** | 563 | | 8.70 |
| **B909** | 563 | | 0.20 |
| **B910** | 563-566 | | 1.16 |
| **B911** | 563 | | 2.14 |
| **B914** | 563 | | 0.41 |
| **B915** | 524-526-555 | | 0.36 |
| | 559-563-587 | | |
| | 622-625-634 | | |
| **B916** | 559-563-566 | | 0.52 |
| **B917** | 563 | | 0.04 |
| **B918** | 563-566 | | 0.22 |
| **B919** | 563 | | 0.49 |
| **B922** | 563-566 | | 0.39 |
| **B923** | 563 | | 0.99 |
| **B958** | 563 | | 1.70 |
| **B962** | 563 | | 1.30 |
| **B963** | 563 | | 2.10 |
| **B964** | 563 | | 0.29 |
| **B965** | 563 | | 0.05 |
| **B973** | 587 | | 0.43 |
| **B974** | 587 | | 0.30 |
| **B975** | 587 | | 0.09 |
| **B976** | 587 | | 0.45 |
| **B977** | 587 | | 0.31 |
| **B978** | 587 | | 0.10 |
| **B979** | 587 | | |
| **B980** | 587 | | 0.55 |
| **B981** | 587 | | 0.23 |
| **B982** | 587 | | |
| **B983** | 587 | | 0.60 |
| **B984** | 587 | | 0.23 |
| **B985** | 587 | | 0.70 |
| **B986** | 587 | | 1.50 |
| **B988** | 524-526 | | 0.30 |
| **B989** | 378-524 | | 0.22 |
| | 526-610 | | |
| **B991** | 566 | | 0.31 |
| **B992** | 566 | | 0.65 |
| **B993** | 610 | | 0.20 |
| **B994** | 378-610 | | 0.43 |
| **B995** | 302-378-610 | | 0.41 |
| **B996** | 302-378-610 | | 0.17 |
| **B997** | 302-610 | | 0.28 |
| **BA04** | 610 | | 2.54 |
| **BA08** | 685 | CC | 4.00 |
| **BA12** | 685 | CC | 4.00 |
| **BA22** | 685 | CC | 4.19 |
| **BA26** | 685 | CC | 4.19 |
| **BA31** | 685 | CC | 5.29 |
| **BA32** | 685 | CC | 5.39 |
| **BA33** | 685 | CC | 5.29 |
| **BA34** | 685 | CC | 5.39 |
| **BA40** | 525 | | 1.80 |
| **BA41** | 525 | | 1.80 |
| **BA42** | 525 | | 1.80 |
| **BA43** | 525 | | 1.80 |
| **BA53** | 497 | CC | 3.30 |
| **BA56** | 497 | CC | 4.85 |
| **BA59** | 497 | CC | 6.30 |
| **BA62** | 497 | CC | 3.30 |
| **BA65** | 497 | CC | 4.85 |
| **BA68** | 497 | CC | 6.30 |
| **BA70** | 497 | CC | 3.47 |
| **BA71** | 497 | CC | 4.70 |
| **BA72** | 497 | | 6.73 |
| **BA73** | 497 | CC | 3.47 |
| **BA74** | 497 | CC | 4.70 |

| code | page | CCC | weight kg |
|---|---|---|---|
| **BA75** | 497 | | 6.73 |
| **BA76** | 494 | CC | 2.37 |
| **BA77** | 494 | CC | 3.10 |
| **BA78** | 494 | | 3.80 |
| **BA79** | 682 | CC | 0.64 |
| **BA80** | 682 | CC | 0.64 |
| **BA82** | 682 | CC | 0.64 |
| **BA83** | 682 | CC | 0.64 |
| **BA85** | 682 | CC | 0.74 |
| **BA86** | 682 | CC | 0.74 |
| **BA88** | 682 | CC | 0.74 |
| **BA89** | 682 | CC | 0.74 |
| **BA91** | 682 | CC | 0.91 |
| **BA92** | 682 | CC | 0.91 |
| **BA94** | 682 | CC | 0.91 |
| **BA95** | 682 | CC | 0.91 |
| **BA97** | 633 | | 0.29 |
| **BA98** | 633 | | 0.29 |
| **BA99** | 633 | | 0.51 |
| **BB01** | 633 | | 0.51 |
| **BB06** | 634 | | 0.15 |
| **BB07** | 634 | | 0.15 |
| **BB08** | 634 | | 0.21 |
| **BB09** | 634 | | 0.21 |
| **BB10** | 634 | | 0.21 |
| **BB11** | 634 | | 0.21 |
| **BB12** | 634 | | 0.37 |
| **BB13** | 634 | | 0.37 |
| **BB14** | 634 | | 0.37 |
| **BB15** | 634 | | 0.37 |
| **BB16** | 633 | CC | 0.65 |
| **BB17** | 633 | CC | 0.65 |
| **BB18** | 633 | | 0.61 |
| **BB19** | 633 | | 0.61 |
| **BB20** | 633 | | 0.63 |
| **BB21** | 633 | | 0.63 |
| **BB22** | 523 | | 0.70 |
| **BB23** | 523 | | 0.70 |
| **BB28** | 437-531 | | 7.30 |
| **BB29** | 437-531 | | 7.30 |
| **BB33** | 562 | CC | 6.15 |
| **BB34** | 562 | CC | 6.15 |
| **BB35** | 562 | CC | 6.15 |
| **BB36** | 562 | CC | 6.15 |
| **BB37** | 562 | CC | 6.40 |
| **BB38** | 566 | CC | 6.15 |
| **BB39** | 566 | CC | 6.15 |
| **BB40** | 566 | CC | 6.15 |
| **BB41** | 566 | CC | 6.15 |
| **BB42** | 566 | CC | 6.40 |
| **BB43** | 586 | | 0.18 |
| **BB44** | 586 | | 0.18 |
| **BB45** | 586 | CC | 0.75 |
| **BB46** | 586 | CC | 0.75 |
| **BB47** | 586 | | 0.21 |
| **BB48** | 586 | | 0.21 |
| **BB49** | 586 | CC | 0.92 |
| **BB50** | 586 | CC | 0.92 |
| **BB57** | 586 | CC | 0.82 |
| **BB58** | 586 | CC | 0.82 |
| **BB59** | 586 | CC | 1.85 |
| **BB60** | 586 | CC | 1.85 |
| **BB65** | 494 | CC | 1.45 |
| **BB66** | 494 | CC | 2.41 |
| **BB67** | 494 | CC | 3.15 |
| **BB68** | 494 | CC | 4.00 |
| **BB69** | 494 | CC | 1.45 |
| **BB70** | 494 | CC | 2.41 |
| **BB71** | 494 | CC | 3.15 |
| **BB72** | 494 | CC | 4.00 |
| **BB73** | 497 | CC | 3.30 |
| **BB74** | 497 | CC | 4.85 |
| **BB75** | 497 | CC | 6.30 |
| **BB76** | 497 | CC | 3.30 |
| **BB77** | 497 | CC | 4.85 |
| **BB78** | 497 | CC | 6.30 |
| **BC05** | 682 | CC | 1.60 |
| **BC06** | 682 | CC | 1.60 |
| **BC08** | 682 | CC | 1.60 |

| code | page | CCC | weight kg |
|---|---|---|---|
| **BC09** | 682 | CC | 1.60 |
| **BC12** | 682 | CC | 1.80 |
| **BC13** | 682 | CC | 1.80 |
| **BC15** | 682 | CC | 1.80 |
| **BC16** | 682 | CC | 1.80 |
| **BC19** | 682 | CC | 2.35 |
| **BC20** | 682 | CC | 2.35 |
| **BC22** | 682 | CC | 2.35 |
| **BC23** | 682 | CC | 2.35 |
| **BC25** | 633 | | 0.32 |
| **BC27** | 634 | | 0.16 |
| **BC28** | 634 | | 0.22 |
| **BC29** | 634 | | 0.22 |
| **BC30** | 634 | | 0.39 |
| **BC31** | 634 | | 0.39 |
| **BD13** | 384-404 | | 0.86 |
| **BD14** | 384-404 | | 0.92 |
| **BD15** | 384-404 | | 1.08 |
| **BD16** | 384-404 | | 1.18 |
| **BD17** | 384-404 | | 1.32 |
| **BD18** | 384-404 | | 1.39 |
| **BD19** | 384-404 | | 3.25 |
| **BD20** | 404 | | 0.55 |
| **BD21** | 384-404 | | 3.37 |
| **BD22** | 568 | CC | 2.40 |
| **BD24** | 568 | | |
| **BD25** | 568 | CC | 2.40 |
| **BD26** | 568 | CC | 4.31 |
| **BD27** | 568 | CC | 4.79 |
| **BD31** | 568 | CC | 4.31 |
| **BD32** | 515 | | 2.63 |
| **BD33** | 515 | | 2.63 |
| **BD34** | 515 | | 2.70 |
| **BD35** | 515 | | 2.70 |
| **BD36** | 515 | | 2.70 |
| **BD37** | 515 | | 2.70 |
| **BD38** | 515 | | 2.65 |
| **BD40** | 515 | | 3.90 |
| **BD41** | 515 | | 3.90 |
| **BD42** | 515 | | 3.90 |
| **BD43** | 515 | | 3.90 |
| **BD46** | 515 | | 3.90 |
| **BD47** | 515 | | 3.90 |
| **BD48** | 515 | | 3.90 |
| **BD49** | 515 | | 3.90 |
| **BD52** | 515 | | 6.00 |
| **BD53** | 515 | | 6.00 |
| **BD54** | 515 | | 6.00 |
| **BD55** | 515 | | 5.90 |
| **BD56** | 515 | | 6.30 |
| **BD59** | 515 | CC | 8.40 |
| **BD61** | 515 | | 8.40 |
| **BD62** | 515 | | 8.30 |
| **BD65** | 494 | CC | 4.00 |
| **BD66** | 494 | CC | 4.00 |
| **BD69** | 497 | | 6.30 |
| **BD70** | 497 | CC | 6.30 |
| **BD71** | 586 | | 0.17 |
| **BD72** | 586 | | 0.17 |
| **BD73** | 586 | | 0.18 |
| **BD74** | 586 | | 0.18 |
| **BD75** | 561 | CC | 1.04 |
| **BD76** | 562 | CC | 1.28 |
| **BD77** | 572 | CC | 2.20 |
| **BD78** | 572 | CC | 1.85 |
| **BE02** | 622 | | 0.95 |
| **BE03** | 622 | CC | 1.42 |
| **BE04** | 622 | | 2.79 |
| **BE05** | 622 | CC | 3.26 |
| **BE06** | 622 | | 0.66 |
| **BE08** | 619 | | 2.67 |
| **BE10** | 619 | | 4.31 |
| **BE49** | 599 | | 1.54 |
| **BE50** | 599 | | 1.54 |
| **BE51** | 599 | | 1.54 |
| **BE56** | 599 | | 4.43 |
| **BE57** | 599 | | 5.43 |
| **BE58** | 599 | | 7.43 |
| **BE59** | 599 | | 7.43 |

| code | page | CCC | weight kg |
|---|---|---|---|
| **BE63** | 599 | | 4.65 |
| **BE64** | 599 | | 4.65 |
| **BE65** | 599 | | 4.43 |
| **BE66** | 599 | | 4.43 |
| **BE67** | 599 | | 4.09 |
| **BF84** | 561 | CC | 1.80 |
| **BF85** | 561 | CC | 1.80 |
| **BF86** | 562 | CC | 1.80 |
| **BF87** | 562 | CC | 1.80 |
| **BF90** | 572 | CC | 2.33 |
| **BF91** | 572 | CC | 2.30 |
| **BF92** | 523 | | 1.60 |
| **BF93** | 523 | | 1.60 |
| **BG01** | 594 | | 0.85 |
| **BG03** | 594 | | 0.86 |
| **BG05** | 622 | | 0.50 |
| **BG19** | 614 | CC | 3.15 |
| **BG20** | 614 | CC | 3.15 |
| **BG21** | 615 | CC | 3.85 |
| **BG22** | 615 | CC | |
| **BG25** | 614 | CC | 4.36 |
| **BG28** | 615 | CC | 5.05 |
| **BG29** | 614 | CC | 4.52 |
| **BG30** | 615 | CC | 5.23 |
| **BG35** | 515 | | 5.65 |
| **BG36** | 515 | | 5.65 |
| **BG37** | 515 | | 5.65 |
| **BG38** | 515 | | 5.65 |
| **BG96** | 485 | CC | 1.65 |
| **BG97** | 485 | CC | 1.65 |
| **BG98** | 485 | CC | 3.20 |
| **BG99** | 485 | CC | 3.20 |
| **BH00** | 485 | CC | 4.49 |
| **BH01** | 485 | CC | 4.49 |
| **BH02** | 485 | CC | 1.65 |
| **BH03** | 485 | CC | 1.65 |
| **BH04** | 485 | CC | 3.20 |
| **BH05** | 485 | CC | 3.20 |
| **BH06** | 485 | CC | 4.49 |
| **BH07** | 485 | CC | 4.49 |
| **BH08** | 485 | CC | 1.65 |
| **BH09** | 485 | CC | 1.65 |
| **BH10** | 485 | CC | 3.20 |
| **BH11** | 485 | CC | 3.20 |
| **BH12** | 485 | CC | 4.49 |
| **BH13** | 485 | CC | 4.49 |
| **BH14** | 476 | | 0.89 |
| **BH15** | 476 | | 0.89 |
| **BH16** | 476 | | 1.59 |
| **BH17** | 476 | | 1.59 |
| **BH18** | 476 | | 2.22 |
| **BH19** | 476 | | 2.22 |
| **BH20** | 476 | | 0.89 |
| **BH21** | 476 | | 0.89 |
| **BH22** | 476 | | 1.59 |
| **BH23** | 476 | | 1.59 |
| **BH24** | 476 | | 2.22 |
| **BH25** | 476 | | 2.22 |
| **BH33** | 413 | | 12.00 |
| **BH34** | 413 | | 12.00 |
| **BH35** | 413 | | 12.00 |
| **BH36** | 413 | | 12.00 |
| **BH37** | 413 | | 12.00 |
| **BH38** | 413 | | 12.00 |
| **BH39** | 413 | | 12.00 |
| **BH40** | 413 | | 12.00 |
| **BH41** | 413 | | 12.00 |
| **BH42** | 413 | | 16.00 |
| **BH43** | 413 | | 16.00 |
| **BH52** | 638 | | |
| **BH53** | 638 | | |
| **BH54** | 638 | | |
| **BH55** | 638 | | |
| **BH56** | 638 | | |
| **BH57** | 638 | | |
| **BH58** | 413 | | |
| **BH59** | 413 | | 16.00 |
| **BH60** | 413 | | 16.00 |
| **BH61** | 413 | | 12.00 |

| code | page | CCC | weight kg |
|---|---|---|---|
| **BH62** | 413 | | 12.00 |
| **BH63** | 413 | | 12.00 |
| **BH64** | 413 | | 12.00 |
| **BH65** | 413 | | 16.00 |
| **BH81** | 543 | | |
| **BH82** | 543 | | |
| **BH83** | 543 | | |
| **BH84** | 543 | | |
| **BH85** | 543 | | |
| **BH86** | 543 | | |
| **BH87** | 543 | | |
| **BH88** | 543 | | |
| **BH89** | 543 | | |
| **BH90** | 543 | | |
| **BH91** | 543 | | |
| **BH92** | 543 | | |
| **BH93** | 591 | | |
| **BH94** | 591 | | |
| **BH95** | 591 | | |
| **BH96** | 591 | | |
| **BH97** | 591 | | |
| **BH98** | 591 | | |
| **BH99** | 591 | | |
| **BI00** | 591 | | |
| **BI01** | 591 | | |
| **BI02** | 591 | | |
| **BI03** | 591 | | |
| **BI04** | 591 | | |
| **BI05** | 591 | | |
| **BI06** | 591 | | |
| **BI07** | 591 | | |
| **BI08** | 591 | | |
| **BI09** | 591 | | |
| **BI10** | 591 | | |
| **BI11** | 476 | | 1.30 |
| **BI12** | 476 | | 1.30 |
| **BI13** | 476 | | 1.90 |
| **BI14** | 476 | | 1.90 |
| **BI15** | 682 | CC | |
| **BI16** | 682 | CC | |
| **BI17** | 685 | CC | |
| **BI18** | 685 | CC | |
| **BI19** | 686 | CC | |
| **BI20** | 686 | CC | |
| **BI21** | 682 | CC | |
| **BI22** | 682 | CC | |
| **BI23** | 682 | CC | |
| **BI24** | 682 | CC | |
| **BI25** | 685 | CC | |
| **BI26** | 685 | CC | |
| **BI27** | 685 | CC | |
| **BI28** | 685 | CC | |
| **BI29** | 686 | CC | |
| **BI30** | 686 | CC | |
| **BI31** | 676 | CC | |
| **BI32** | 676 | CC | |
| **BI33** | 676 | CC | |
| **BI34** | 676 | CC | |
| **BI38** | 676 | CC | |
| **BI39** | 676 | CC | |
| **BI40** | 676 | CC | |
| **BI41** | 413 | | 12.00 |
| **BI42** | 413 | | 12.00 |
| **BI45** | 373 | | |
| **BI46** | 373 | | |
| **BI49** | 373 | | |
| **BI50** | 373 | | |
| **BI51** | 485 | CC | 1.65 |
| **BI52** | 485 | CC | 1.65 |
| **BI53** | 485 | CC | 3.20 |
| **BI54** | 485 | CC | 3.20 |
| **BI55** | 485 | CC | 4.49 |
| **BI56** | 485 | CC | 4.49 |
| **BI57** | 485 | CC | 1.65 |
| **BI58** | 485 | CC | 1.65 |
| **BI59** | 485 | CC | 3.20 |
| **BI60** | 485 | CC | 3.20 |
| **BI61** | 485 | CC | 4.49 |
| **BI62** | 485 | CC | 4.49 |

# Code/page reference

| code | page | CCC | weight kg |
|---|---|---|---|
| **BI63** | 485 | CC | 1.65 |
| **BI64** | 485 | CC | 1.65 |
| **BI65** | 485 | CC | 3.20 |
| **BI66** | 485 | CC | 3.20 |
| **BI67** | 485 | CC | 4.49 |
| **BI68** | 485 | CC | 4.49 |
| **BI69** | 485 | CC | 1.45 |
| **BI70** | 485 | CC | 3.00 |
| **BI71** | 485 | CC | 4.29 |
| **BI72** | 485 | CC | 1.40 |
| **BI73** | 485 | CC | 3.00 |
| **BI74** | 485 | CC | 4.29 |
| **BJ17** | 476 | CC | 1.48 |
| **BJ18** | 476 | CC | 2.17 |
| **BJ19** | 476 | CC | 2.87 |
| **BJ20** | 476 | CC | 1.48 |
| **BJ21** | 476 | CC | 2.17 |
| **BJ22** | 476 | CC | 2.87 |
| **BJ45** | 501 | | |
| **BJ46** | 501 | | |
| **BJ47** | 501 | | |
| **BJ48** | 501 | | |
| **BJ49** | 501 | | |
| **BJ50** | 501 | | |
| **BJ51** | 501 | | |
| **BJ52** | 501 | | |
| **BJ76** | 576 | | 1.50 |
| **BJ77** | 576 | | 1.50 |
| **BJ78** | 576 | | 1.50 |
| **BJ79** | 576 | | 1.50 |
| **BJ80** | 576 | | 1.50 |
| **BJ81** | 576 | | 1.50 |
| **BJ88** | 511 | | 0.26 |
| **BJ89** | 511 | | 0.26 |
| **BJ90** | 511 | | 0.26 |
| **BJ91** | 511 | | 0.26 |
| **BJ92** | 511 | | 0.26 |
| **BJ93** | 511 | | 0.26 |
| **BJ94** | 511 | | 0.26 |
| **BJ95** | 511 | | 0.26 |
| **BJ96** | 511 | | 0.26 |
| **BJ97** | 511 | | 0.26 |
| **BJ98** | 511 | | 0.26 |
| **BJ99** | 511 | | 0.26 |
| **BK00** | 511 | | 0.26 |
| **BK01** | 511 | | 0.26 |
| **BK02** | 673 | | 0.28 |
| **BK03** | 673 | | 0.28 |
| **BK04** | 673 | | 0.28 |
| **BK05** | 673 | | 0.28 |
| **BK06** | 673 | | 0.28 |
| **BK07** | 673 | | 0.28 |
| **BK08** | 673 | CC | 0.56 |
| **BK09** | 673 | CC | 0.56 |
| **BK10** | 673 | CC | 0.56 |
| **BK11** | 673 | CC | 0.56 |
| **BK12** | 673 | CC | 0.56 |
| **BK13** | 673 | CC | 0.56 |
| **BK14** | 511 | CC | 0.60 |
| **BK15** | 511 | CC | 0.60 |
| **BK16** | 511 | CC | 0.60 |
| **BK17** | 511 | CC | 0.60 |
| **BK18** | 511 | | 0.86 |
| **BK19** | 511 | | 0.86 |
| **BK20** | 511 | | 0.86 |
| **BK21** | 511 | | 0.86 |
| **BK22** | 511 | | 0.86 |
| **BK23** | 511 | | 0.86 |
| **BK24** | 511 | | 0.86 |
| **BK25** | 511 | | 0.86 |
| **BK26** | 511 | | 0.86 |
| **BK27** | 511 | | 0.86 |
| **BK28** | 511 | | |
| **BK29** | 673 | CC | 0.86 |
| **BK30** | 673 | CC | 0.92 |
| **BK31** | 673 | CC | 0.92 |
| **BK32** | 673 | CC | 0.92 |
| **BK33** | 673 | CC | 0.92 |
| **BK34** | 673 | CC | 0.92 |

| code | page | CCC | weight kg |
|---|---|---|---|
| **BK35** | 413 | | |
| **BK36** | 476 | | |
| **BK37** | 476 | | |
| **BK40** | 476 | | |
| **BK41** | 476 | | |
| **BK80** | 476 | | |
| **BK81** | 476 | | |
| **BK84** | 476 | | |
| **BK85** | 476 | | |
| **BL02** | 357 | | |
| **BL03** | 357 | | |
| **BL04** | 357 | | |
| **BL05** | 357 | | |
| **BL06** | 357 | | |
| **BL07** | 357 | | |
| **BL08** | 357 | | |
| **BL09** | 357 | | |
| **BL10** | 357 | | |
| **BL11** | 357 | | |
| **BL12** | 357 | | |
| **BL13** | 357 | | |
| **BL14** | 357 | | |
| **BL15** | 357 | | |
| **BL16** | 357 | | |
| **BL17** | 357 | | |
| **BL18** | 357 | | 13.87 |
| **BL19** | 357 | | 13.87 |
| **BL22** | 676 | CC | |
| **BL23** | 676 | CC | |
| **BL24** | 676 | CC | |
| **BL28** | 686 | CC | |
| **BL29** | 686 | CC | |
| **BL30** | 476 | CC | 1.48 |
| **BL31** | 476 | CC | 1.48 |
| **BL32** | 476 | CC | 2.22 |
| **BL33** | 476 | CC | 2.22 |
| **BL34** | 476 | CC | 2.98 |
| **BL35** | 476 | CC | 2.98 |
| **BL36** | 476 | CC | 1.48 |
| **BL37** | 476 | CC | 1.48 |
| **BL38** | 476 | CC | 2.22 |
| **BL39** | 476 | CC | 2.22 |
| **BL40** | 476 | CC | 2.98 |
| **BL41** | 476 | CC | 2.98 |
| **BL66** | 420 | | |
| **BL67** | 420 | | |
| **BL68** | 420 | | |
| **BL69** | 420 | | |
| **BL70** | 420 | | |
| **BL71** | 420 | | |
| **BL72** | 420 | | |
| **BL73** | 420 | | |
| **BL74** | 420 | | |
| **BL75** | 420 | | |
| **BL76** | 420 | | |
| **BL77** | 403 | | |
| **BL78** | 403 | | |
| **BL79** | 403 | | |
| **BL80** | 403 | | |
| **BL81** | 403 | | |
| **BL82** | 403 | | |
| **BL83** | 403 | | |
| **BL84** | 403 | | |
| **BL85** | 403 | | |
| **BL86** | 402 | | |
| **BL87** | 402 | | |
| **BL88** | 402 | | |
| **BL89** | 402 | | |
| **BL90** | 402 | | |
| **BL91** | 402 | | |
| **BL92** | 402 | | |
| **BL93** | 402 | | |
| **BL94** | 402 | | |
| **BL95** | 390 | | |
| **BL96** | 390 | | |
| **BL97** | 390 | | |
| **BL98** | 390 | | |
| **BL99** | 390 | | |
| **BM00** | 390 | | |

| code | page | CCC | weight kg |
|---|---|---|---|
| **BM01** | 390 | | |
| **BM02** | 390 | | |
| **BM03** | 396 | | |
| **BM04** | 396 | | |
| **BM05** | 396 | | |
| **BM06** | 396 | | |
| **BM07** | 396 | | |
| **BM08** | 396 | | |
| **BM09** | 396 | | |
| **BM10** | 396 | | |
| **BM11** | 403 | | |
| **BM12** | 403 | | |
| **BM13** | 403 | | |
| **BM14** | 403 | | |
| **BM15** | 403 | | |
| **BM16** | 403 | | |
| **BM17** | 390 | | |
| **BM18** | 390 | | |
| **BM24** | 390 | | |
| **BM25** | 390 | | |
| **BM26** | 390 | | |
| **BM27** | 363 | | |
| **BM28** | 363 | | |
| **BM29** | 363 | | |
| **BM30** | 363 | | |
| **BM31** | 363 | | |
| **BM32** | 363 | | |
| **BM33** | 363 | | |
| **BM34** | 363 | | |
| **BM38** | 572 | CC | |
| **BM39** | 572 | CC | |
| **BM45** | 485 | CC | |
| **BM46** | 485 | CC | |
| **BM47** | 485 | CC | |
| **BM66** | 485 | CC | |
| **BM67** | 485 | CC | |
| **BM68** | 485 | CC | |
| **BM69** | 476 | CC | |
| **BM70** | 476 | CC | |
| **BM71** | 476 | CC | |
| **BM72** | 476 | CC | |
| **BM77** | 476 | CC | |
| **BM78** | 476 | CC | |
| **BM79** | 476 | CC | |
| **BM80** | 476 | CC | |
| **BM86** | 490 | CC | |
| **BM87** | 490 | CC | |
| **BM88** | 490 | CC | |
| **BM89** | 490 | CC | |
| **BM90** | 490 | CC | |
| **BM91** | 490 | CC | |
| **BM92** | 490 | CC | |
| **BM93** | 490 | CC | |
| **BM94** | 490 | CC | |
| **BM95** | 490 | CC | |
| **BM96** | 490 | CC | |
| **BM97** | 490 | CC | |
| **BM98** | 490 | CC | |
| **BM99** | 490 | CC | |
| **BN00** | 490 | CC | |
| **BN01** | 490 | CC | |
| **BN02** | 490 | CC | |
| **BN03** | 490 | CC | |
| **BN04** | 490 | | |
| **BN05** | 490 | | |
| **BN06** | 490 | CC | |
| **BN07** | 490 | CC | |
| **BN08** | 490 | CC | |
| **BN09** | 490 | CC | |
| **BN16** | 490 | | |
| **BN17** | 490 | | |
| **BN18** | 490 | CC | |
| **BN19** | 490 | CC | |
| **BN20** | 490 | CC | |
| **BN21** | 490 | CC | |
| **BN31** | 490 | | |
| **BN32** | 490 | CC | |
| **BN33** | 490 | CC | |
| **BN34** | 617 | CC | |

| code | page | CCC | weight kg |
|---|---|---|---|
| **BN35** | 617 | CC | |
| **BN36** | 617 | CC | |
| **BN37** | 617 | CC | |
| **BN38** | 617 | CC | |
| **BN39** | 617 | CC | |
| **BN40** | 617 | CC | |
| **BN41** | 617 | CC | |
| **BN42** | 617 | CC | |
| **BN43** | 490 | | |
| **BN44** | 490 | CC | |
| **BN45** | 490 | CC | |
| **BN51** | 413 | | |
| **BN52** | 413 | | |
| **BN53** | 413 | | |
| **BN54** | 413 | | |
| **BN55** | 413 | | |
| **BN56** | 413 | | |
| **BN57** | 413 | | |
| **BN58** | 413 | | |
| **BN59** | 413 | | |
| **BN60** | 413 | | |
| **BN61** | 413 | | |
| **BN62** | 413 | | |
| **BN63** | 413 | | |
| **BN64** | 413 | | |
| **BN65** | 413 | | |
| **BN66** | 413 | | |
| **BN67** | 413 | | |
| **BN68** | 413 | | |
| **BN69** | 413 | | |
| **BN70** | 413 | | |
| **BN71** | 413 | | |
| **BN72** | 413 | | |
| **BN73** | 420 | | |
| **BN90** | 485 | CC | |
| **BN91** | 485 | CC | |
| **BN92** | 485 | CC | |
| **BN94** | 617 | CC | |
| **BP03** | 490 | | |
| **BP04** | 490 | CC | |
| **BP05** | 490 | CC | |
| **BP10** | 413 | | |
| **BP11** | 413 | | |
| **BP14** | 485 | CC | |
| **BP15** | 485 | CC | |
| **BP17** | 403 | | |
| **BP18** | 403 | | |
| **BP19** | 403 | | |
| **BP20** | 403 | | |
| **BP21** | 403 | | |
| **BP22** | 403 | | |
| **BP23** | 403 | | |
| **BP24** | 403 | | |
| **BP25** | 403 | | |
| **BP26** | 402 | | |
| **BP27** | 402 | | |
| **BP28** | 402 | | |
| **BP29** | 402 | | |
| **BP30** | 402 | | |
| **BP31** | 402 | | |
| **BP32** | 402 | | |
| **BP33** | 402 | | |
| **BP34** | 402 | | |
| **BP35** | 390 | | |
| **BP36** | 390 | | |
| **BP37** | 390 | | |
| **BP38** | 390 | | |
| **BP39** | 390 | | |
| **BP40** | 390 | | |
| **BP41** | 390 | | |
| **BP42** | 390 | | |
| **BP43** | 396 | | |
| **BP44** | 396 | | |
| **BP45** | 396 | | |
| **BP46** | 396 | | |
| **BP47** | 396 | | |
| **BP48** | 396 | | |
| **BP49** | 396 | | |
| **BP50** | 396 | | |

| code | page | CCC | weight kg |
|---|---|---|---|
| **BP51** | 403 | | |
| **BP52** | 403 | | |
| **BP53** | 403 | | |
| **BP54** | 403 | | |
| **BP55** | 403 | | |
| **BP56** | 403 | | |
| **BP57** | 390 | | |
| **BP58** | 390 | | |
| **BP59** | 390 | | |
| **BP60** | 390 | | |
| **BP61** | 390 | | |
| **BP62** | 363 | | |
| **BP63** | 363 | | |
| **BP64** | 363 | | |
| **BP65** | 363 | | |
| **BP66** | 363 | | |
| **BP67** | 363 | | |
| **BP68** | 363 | | |
| **BP69** | 363 | | |
| **BP72** | 403 | | |
| **BP73** | 402 | | |
| **BP74** | 390 | | |
| **BP75** | 403 | | |
| **BP76** | 402 | | |
| **BP77** | 390 | | |
| **BT89** | 532 | | |
| **BT90** | 432 | | |
| **BT93** | 532 | | |
| **BT94** | 432 | | |
| **BU03** | 403 | | |
| **BU04** | 403 | | |
| **BU07** | 663 | | |
| **BU08** | 663 | | |
| **BU09** | 667 | | |
| **BU10** | 663 | | |
| **BU14** | 667 | | |
| **BU16** | 665 | | |
| **BU17** | 663 | CC | |
| **BU21** | 667 | CC | |
| **BU22** | 665 | CC | |
| **BU23** | 663 | CC | |
| **BU27** | 665 | | |
| **BU28** | 665 | | |
| **BU35** | 412 | | |
| **BU36** | 412 | | |
| **BU38** | 673 | CC | |
| **BU39** | 673 | CC | |
| **BU40** | 378 | | |
| **BU41** | 378 | | |
| **BU42** | 610 | | |
| **BU43** | 610 | | |
| **BU44** | 378 | | |
| **BU45** | 378 | | |
| **BU46** | 378 | | |
| **BU47** | 378 | | |
| **BU48** | 378 | | |
| **BU49** | 378 | | |
| **BU50** | 406 | | |
| **BU51** | 406 | | |
| **BU52** | 406 | | |
| **BU53** | 406 | | |
| **BU54** | 406 | | |
| **BU55** | 406 | | |
| **BU56** | 412 | | |
| **BU57** | 412 | | |
| **BU58** | 412 | | |
| **BU59** | 412 | | |
| **BU60** | 412 | | |
| **BU61** | 412 | | |
| **BU62** | 412 | | |
| **BU63** | 412 | | |
| **BU64** | 412 | | |
| **BU65** | 412 | | |
| **BU66** | 412 | | |
| **BU67** | 412 | | |
| **BU68** | 412 | | |
| **BU69** | 412 | | |
| **BU70** | 412 | | |
| **BU71** | 412 | | |

# Code/page reference


| code | page | CCC | weight kg |
|---|---|---|---|
| BU72 | 412 | | |
| BU73 | 412 | | |
| BU74 | 412 | | |
| BU75 | 412 | | |
| BU76 | 412 | | |
| BU77 | 412 | | |
| BU78 | 523 | | |
| BU79 | 523 | | |
| BU80 | 523 | | |
| BU81 | 523 | | |
| BU82 | 525 | | |
| BU83 | 525 | | |
| BU84 | 525 | | |
| BU85 | 525 | | |
| BU86 | 525 | | |
| BU87 | 525 | | |
| BU88 | 531 | | |
| BU89 | 531 | | |
| BU90 | 531 | | |
| BU91 | 531 | | |
| BU92 | 531 | | |
| BU93 | 531 | | |
| BU94 | 531 | | |
| BU95 | 531 | | |
| BU96 | 531 | | |
| BU97 | 531 | | |
| BU98 | 531 | | |
| BU99 | 531 | | |
| BV00 | 437-531 | | |
| BV01 | 437-531 | | |
| BV02 | 437-531 | | |
| BV03 | 437-531 | | |
| BV04 | 437-531 | | |
| BV05 | 437-531 | | |
| BV06 | 378 | | |
| BV07 | 532 | | |
| BV08 | 432 | | |
| BV13 | 532 | | |
| BV14 | 432 | | |
| BV15 | 378 | | |
| BV16 | 378 | | |
| BV17 | 610 | | |
| BV18 | 610 | | |
| BV19 | 378 | | |
| BV20 | 378 | | |
| BV21 | 378 | | |
| BV23 | 378 | | |
| BV24 | 378 | | |
| BV25 | 378 | | |
| BV26 | 599 | CC | |
| BV27 | 599 | CC | |
| BV28 | 599 | CC | |
| BV29 | 599 | CC | |
| BV30 | 599 | CC | |
| BV31 | 599 | CC | |
| BV32 | 599 | CC | |
| BV33 | 599 | CC | |
| BV34 | 599 | CC | |
| BV35 | 599 | CC | |
| BV36 | 599 | CC | |
| BV37 | 599 | CC | |
| BV38 | 599 | CC | |
| BV39 | 599 | CC | |
| BV40 | 599 | CC | |
| BV41 | 599 | CC | |
| BV42 | 599 | CC | |
| BV43 | 599 | CC | |
| BV52 | 531 | | |
| BV53 | 531 | | |
| BV54 | 531 | | |
| BV55 | 531 | | |
| BV60 | 515 | | |
| BV61 | 515 | | |
| BV62 | 515 | | |
| BV63 | 515 | | |
| BV68 | 525 | | |
| BV69 | 525 | | |
| BV72 | 562 | CC | |
| BV73 | 566 | CC | |

| code | page | CCC | weight kg |
|---|---|---|---|
| BW18 | 480 | | |
| BW19 | 480 | | |
| BW20 | 480 | | |
| BW21 | 480 | | |
| BW22 | 480 | | |
| BW23 | 480 | | |
| BW24 | 480 | | |
| BW25 | 480 | | |
| BW26 | 480 | | |
| BW27 | 480 | | |
| BW28 | 480 | | |
| BW29 | 480 | | |
| BW30 | 480 | | |
| BW31 | 480 | | |
| BW32 | 480 | | |
| BW33 | 480 | | |
| BW34 | 480 | | |
| BW35 | 480 | | |
| BW42 | 480 | | |
| BW43 | 480 | | |
| BW44 | 480 | | |
| BW45 | 480 | | |
| BW46 | 480 | | |
| BW47 | 480 | | |
| BW57 | 480 | | |
| BW58 | 480 | | |
| BW59 | 480 | | |
| BW74 | 614 | CC | |
| BW75 | 614 | CC | |
| BW76 | 614 | CC | |
| BW77 | 614 | CC | |
| BW78 | 614 | CC | |
| BW79 | 614 | CC | |
| BW80 | 615 | CC | |
| BW81 | 615 | CC | |
| BW82 | 615 | CC | |
| BW83 | 615 | CC | |
| BW84 | 615 | CC | |
| BW85 | 615 | CC | |
| BX00 | 412 | | |
| BX01 | 412 | | |
| BX02 | 515 | | |
| BX03 | 515 | | |
| BX04 | 515 | | |
| BX05 | 515 | | |
| BX06 | 515 | | |
| BX07 | 515 | | |
| BX08 | 515 | | |
| BX09 | 515 | | |
| BX10 | 515 | | |
| BX11 | 515 | | |
| BX12 | 515 | | |
| BX13 | 515 | | |
| BX14 | 515 | | |
| BX15 | 515 | | |
| BX16 | 515 | | |
| BX17 | 515 | | |
| BX18 | 515 | | |
| BX19 | 515 | | |
| BX20 | 515 | | |
| BX21 | 515 | | |
| BX22 | 515 | | |
| BX23 | 515 | | |
| BX24 | 515 | | |
| BX25 | 515 | | |
| BX26 | 676 | CC | |
| BX27 | 676 | CC | |
| BX28 | 676 | CC | |
| BX29 | 676 | CC | |
| BX30 | 676 | CC | |
| BX31 | 676 | CC | |
| BX32 | 676 | CC | |
| BX33 | 676 | CC | |
| BX36 | 420 | | |
| BX37 | 420 | | |
| BX38 | 420 | | |
| BX39 | 420 | | |
| BX41 | 420 | | |
| BX42 | 420 | | |

| code | page | CCC | weight kg |
|---|---|---|---|
| BX43 | 420 | | |
| BX44 | 420 | | |
| BX45 | 420 | | |
| BX47 | 420 | | |
| BX55 | 604 | | |
| BX56 | 604 | | |
| BX57 | 604 | | |
| BX58 | 604 | CC | |
| BX59 | 604 | CC | |
| BX60 | 604 | CC | |
| BX61 | 604 | CC | |
| BX62 | 604 | CC | |
| BX63 | 604 | CC | |
| BX64 | 604 | CC | |
| BX65 | 604 | CC | |
| BX66 | 604 | CC | |
| BX67 | 604 | CC | |
| BX68 | 604 | CC | |
| BX69 | 604 | CC | |
| BX70 | 604 | CC | |
| BX71 | 604 | CC | |
| BX72 | 604 | CC | |
| BX73 | 604 | CC | |
| BX74 | 604 | CC | |
| BX75 | 604 | CC | |
| BX76 | 604 | CC | |
| BX77 | 604 | CC | |
| BX78 | 604 | CC | |
| BX79 | 604 | CC | |
| BX80 | 604 | CC | |
| BX81 | 604 | CC | |
| BX82 | 604 | CC | |
| BX83 | 604 | | |
| BX84 | 604 | | |
| BX85 | 604 | | |
| BX86 | 604 | | |
| BX87 | 604 | | |
| BX89 | 627 | CC | |
| BX90 | 627 | CC | |
| BY76 | 368 | | |
| BY77 | 368 | | |
| BY78 | 368 | | |
| BY79 | 368 | | |
| BY80 | 368 | | |
| BY81 | 368 | | |
| BY82 | 368 | | |
| BY83 | 368 | | |
| BY84 | 369 | | |
| BY85 | 369 | | |
| BY86 | 369 | | |
| BY87 | 369 | | |
| BY88 | 368 | | |
| BY89 | 368 | | |
| BY90 | 368 | | |
| BY91 | 368 | | |
| BY92 | 368 | | |
| BY93 | 368 | | |
| BY94 | 368 | | |
| BY95 | 368 | | |
| BY96 | 369 | | |
| BY97 | 369 | | |
| BY98 | 369 | | |
| BY99 | 369 | | |
| BZ01 | 373-686 | | 0.08 |
| BZ02 | 373-686 | | 0.08 |
| BZ04 | 686 | | 0.03 |
| BZ06 | 686 | | 0.03 |
| BZ07 | 686 | | 0.02 |
| BZ08 | 533 | | 0.33 |
| BZ09 | 533 | | 0.22 |
| BZ10 | 495 | | 0.57 |
| BZ11 | 495 | | 0.80 |
| BZ12 | 498 | | 1.05 |
| BZ13 | 498 | | 1.98 |
| BZ14 | 477-481-495 | | 0.36 |
| | 498-526-563 | | |
| | 566-700 | | |
| BZ15 | 477-481-495 | | 0.91 |
| | 498-526-563 | | |

| code | page | CCC | weight kg |
|---|---|---|---|
| BZ15 | 566-700 | | |
| BZ16 | 477-481-495 | | 1.21 |
| | 498-526-563 | | |
| | 566-700 | | |
| BZ17 | 682 | | 0.03 |
| BZ18 | 682 | | 0.02 |
| BZ19 | 682 | | 0.02 |
| BZ20 | 682 | | 0.06 |
| BZ21 | 682 | | 0.03 |
| BZ22 | 682 | | 0.05 |
| BZ23 | 533 | | 0.43 |
| BZ24 | 533 | | 0.70 |
| BZ25 | 533 | | 0.50 |
| BZ26 | 533 | | 0.36 |
| BZ27 | 533 | | 0.67 |
| BZ28 | 533 | | 1.04 |
| BZ29 | 533 | | 0.95 |
| BZ30 | 533 | | 0.62 |
| BZ31 | 533 | | 1.16 |
| BZ32 | 533 | | 1.78 |
| BZ33 | 477-481-501 | | 0.98 |
| | 511-634-651 | | |
| | 655-659-663 | | |
| | 665-667 | | |
| BZ41 | 403 | | 0.57 |
| BZ43 | 402 | | 0.55 |
| BZ44 | 384-404 | | 7.67 |
| BZ45 | 384-404 | | 12.07 |
| BZ46 | 384-404 | | 1.56 |
| BZ48 | 384-404 | | 6.41 |
| BZ49 | 516-676 | | 0.25 |
| BZ50 | 516 | | 0.07 |
| BZ51 | 516-676 | | 0.07 |
| BZ52 | 516-676 | | 0.07 |
| BZ53 | 516-676 | | 0.11 |
| BZ54 | 516 | | 0.05 |
| BZ55 | 516 | | 0.04 |
| BZ56 | 516-676 | | 0.09 |
| BZ57 | 516 | | 0.18 |
| BZ58 | 516 | | 0.12 |
| BZ59 | 516 | | 0.19 |
| BZ60 | 511-517 | | 0.16 |
| BZ61 | 517 | | 0.30 |
| BZ62 | 517 | | 0.70 |
| BZ63 | 516-676 | | 0.31 |
| BZ65 | 516-676 | | 0.09 |
| BZ66 | 516-676 | | 0.09 |
| BZ67 | 516-676 | | 0.14 |
| BZ68 | 516 | | 0.06 |
| BZ69 | 516 | | 0.08 |
| BZ71 | 516-676 | | 0.11 |
| BZ72 | 516 | | 0.27 |
| BZ73 | 516 | | 0.15 |
| BZ74 | 516 | | 0.26 |
| BZ75 | 516 | | 0.29 |
| BZ76 | 517 | | 0.90 |
| BZ77 | 516-676 | | 0.40 |
| BZ79 | 516-676 | | 0.13 |
| BZ80 | 516-676 | | 0.24 |
| BZ84 | 516 | | 0.01 |
| BZ85 | 516-676 | | 0.15 |
| BZ86 | 516 | | 0.46 |
| BZ87 | 516 | | 0.20 |
| BZ88 | 516 | | 0.38 |
| BZ89 | 516 | | 0.36 |
| BZ90 | 516 | | 0.36 |
| BZ91 | 454-517 | | 1.36 |
| BZ97 | 619-622 | | 1.53 |
| BZ98 | 511-622 | | 0.03 |
| | 625-673 | | |
| BZA0 | 158-159-511 | | 0.11 |
| | 622-625-673 | | |
| BZA1 | 568-570 | | 0.08 |
| BZA3 | 568-570 | | 0.10 |
| BZA4 | 568 | | 0.01 |
| BZC5 | 385-392-405 | | 0.65 |
| | 415-421-427 | | |
| BZC6 | 385-392-405 | | 0.65 |
| | 415-421-427 | | |

| code | page | CCC | weight kg |
|---|---|---|---|
| BZC8 | 392 | | 1.56 |
| BZC9 | 385-405 | | 1.48 |
| BZD0 | 563 | | 0.80 |
| BZD1 | 563 | | 0.80 |
| BZD2 | 524 | | 0.38 |
| BZD3 | 524 | | 0.07 |
| BZD4 | 524 | | 0.05 |
| BZD5 | 524 | | 0.06 |
| BZD6 | 533 | | 0.55 |
| BZD8 | 533 | | 0.55 |
| BZD9 | 533 | | 0.14 |
| BZE0 | 533 | | 0.12 |
| BZE3 | 533 | | 0.15 |
| BZE4 | 533 | | 0.38 |
| BZE5 | 533 | | 0.56 |
| BZE6 | 533 | | 0.21 |
| BZE7 | 533 | | 0.74 |
| BZE8 | 533 | | 0.55 |
| BZE9 | 533 | | 0.24 |
| BZF1 | 532 | | 0.01 |
| BZF2 | 622 | | 0.14 |
| BZF3 | 622 | | 0.24 |
| BZF7 | 526 | | 0.10 |
| BZF8 | 563 | | 0.03 |
| BZF9 | 563 | | 0.05 |
| BZG3 | 391 | | 1.43 |
| BZG4 | 391 | | 1.56 |
| BZG5 | 391 | | 1.91 |
| BZG6 | 391 | | 2.05 |
| BZG8 | 555-559-605 | | |
| | 615-625 | | |
| BZH0 | 373-600-615 | | |
| | 625-627-629 | | |
| BZH2 | 594 | | 0.21 |
| BZH3 | 594 | | 0.25 |
| BZH4 | 690 | | 0.72 |
| BZH5 | 689-690 | | 1.11 |
| BZH6 | 688-690 | | 1.25 |
| BZH7 | 486 | | 0.01 |
| BZH8 | 486 | | 0.03 |
| BZH9 | 486 | | 0.04 |
| BZI0 | 486 | | 0.34 |
| BZI1 | 486 | | 0.73 |
| BZI2 | 487 | | 0.04 |
| BZI3 | 487 | | 0.04 |
| BZI4 | 487 | | 0.03 |
| BZI5 | 487 | | 0.03 |
| BZI6 | 487 | | 0.01 |
| BZI7 | 487 | | 0.01 |
| BZI8 | 517 | | 0.01 |
| BZI9 | 517 | | |
| BZJ0 | 487 | | 0.11 |
| BZJ1 | 487 | | 0.22 |
| BZJ2 | 487 | | 0.34 |
| BZJ3 | 487 | | 0.12 |
| BZJ4 | 487 | | 0.23 |
| BZJ5 | 487 | | 0.35 |
| BZJ6 | 477 | | 0.10 |
| BZJ7 | 477 | | 0.19 |
| BZJ8 | 477 | | 0.24 |
| BZJ9 | 477 | | 0.16 |
| BZK0 | 477-481-501 | | |
| | 576-651-655 | | |
| | 659-700 | | |
| BZK1 | 477-481-576 | | |
| | 651-655-659 | | |
| BZK6 | 369-477-501 | | 0.04 |
| | 511-605-673 | | |
| BZK7 | 477-511-673 | | 0.14 |
| BZL8 | 591 | | |
| BZL9 | 591 | | |
| BZM0 | 591 | | |
| BZM1 | 591 | | |
| BZM2 | 591 | | |
| BZM3 | 591 | | |
| BZM4 | 61-144-543 | | 0.21 |
| | 591-605 | | |
| BZM5 | 454-517 | | |
| BZM6 | 358-373 | | |

# Code/page reference


| code | page | CCC weight kg |
|---|---|---|
| **BZM7** | 358-373 | |
| **BZM8** | 563-566 | 0.22 |
| **BZM9** | 563 | 0.49 |
| **BZN2** | 543 | |
| **BZN5** | 501 | |
| **BZN6** | 501 | |
| **BZN7** | 477-481-487 | |
| | 491-526-576 | |
| **BZN8** | 576 | 2.10 |
| **BZN9** | 576 | 0.90 |
| **BZP3** | 357 | |
| **BZP4** | 357 | |
| **BZP5** | 357 | |
| **BZP6** | 357 | 4.92 |
| **BZP7** | 357 | 5.14 |
| **BZP8** | 357 | 11.51 |
| **BZP9** | 357 | 11.74 |
| **BZQ0** | 357 | 11.54 |
| **BZQ1** | 357 | 11.76 |
| **BZQ2** | 357 | 1.48 |
| **BZQ3** | 357 | |
| **BZQ4** | 373 | |
| **BZQ7** | 477-481-487 | |
| | 491-526 | |
| **BZQ9** | 477 | |
| **BZS6** | 477-481 | |
| | 491-526 | |
| **BZS8** | 486 | |
| **BZS9** | 486 | |
| **BZT0** | 486 | |
| **BZT1** | 486 | 0.01 |
| **BZT2** | 486 | 0.03 |
| **BZT3** | 486 | 0.04 |
| **BZT4** | 487 | 0.11 |
| **BZT5** | 487 | 0.11 |
| **BZT6** | 487 | 0.11 |
| **BZU5** | 357 | |
| **BZU6** | 357 | |
| **BZV0** | 491 | |
| **BZV1** | 491 | |
| **BZV2** | 491 | |
| **BZV3** | 491 | |
| **BZV4** | 491 | |
| **BZV5** | 491 | |
| **BZV6** | 486 | |
| **BZV7** | 486 | |
| **BZV8** | 486 | |
| **BZV9** | 486 | |
| **BZW0** | 486 | |
| **BZW1** | 487 | |
| **BZW2** | 487 | |
| **BZW3** | 487 | |
| **BZW4** | 357 | |
| **BZW8** | 486 | |
| **BZW9** | 486 | |
| **BZX1** | 357-363-390 | |
| | 396-402-403 | |
| | 406-413 | |
| | 420-532 | |
| **BZX2** | 486 | |
| **BZX3** | 486 | |
| **BZZ8** | 663-667 | |
| **E000** | 368 | |
| **E001** | 368 | |
| **E002** | 368 | |
| **E003** | 368 | |
| **E004** | 368 | |
| **E005** | 368 | |
| **E006** | 368 | |
| **E007** | 368 | |
| **E008** | 369 | |
| **E009** | 369 | |
| **E010** | 369 | |
| **E011** | 369 | |
| **E012** | 368 | |
| **E013** | 368 | |
| **E014** | 368 | |
| **E015** | 368 | |
| **E016** | 368 | |

| code | page | CCC weight kg |
|---|---|---|
| **E017** | 368 | |
| **E018** | 368 | |
| **E019** | 368 | |
| **E020** | 369 | |
| **E021** | 369 | |
| **E022** | 369 | |
| **E023** | 369 | |
| **E024** | 368 | |
| **E025** | 368 | |
| **E026** | 368 | |
| **E027** | 368 | |
| **E028** | 368 | |
| **E029** | 368 | |
| **E030** | 368 | |
| **E031** | 368 | |
| **E032** | 369 | |
| **E033** | 369 | |
| **E034** | 369 | |
| **E035** | 369 | |
| **E036** | 368 | |
| **E037** | 368 | |
| **E038** | 368 | |
| **E039** | 368 | |
| **E040** | 368 | |
| **E041** | 368 | |
| **E042** | 368 | |
| **E043** | 368 | |
| **E044** | 369 | |
| **E045** | 369 | |
| **E046** | 369 | |
| **E047** | 369 | |
| **E048** | 619 | |
| **E048** | 619 | |
| **E062** | 369-385 | |
| | 427-458 | |
| **E063** | 369-385 | |
| | 427-458 | |
| **E064** | 369-385 | |
| | 427-459 | |
| **E066** | 554 | |
| **E067** | 554 | |
| **E068** | 554 | |
| **E069** | 554 | |
| **E070** | 554 | |
| **E071** | 554 | |
| **E072** | 554 | |
| **E073** | 554 | |
| **E074** | 554 | |
| **E075** | 554 | |
| **E076** | 554 | |
| **E077** | 554 | |
| **E078** | 554 | |
| **E079** | 554 | |
| **E080** | 554 | |
| **E081** | 554 | |
| **E082** | 554 | |
| **E083** | 554 | |
| **E084** | 554 | |
| **E085** | 554 | |
| **E086** | 554 | |
| **E087** | 554 | |
| **E088** | 554 | |
| **E089** | 554 | |
| **E090** | 554 | |
| **E091** | 554 | |
| **E092** | 554 | |
| **E093** | 554 | |
| **E094** | 554 | |
| **E095** | 554 | |
| **E096** | 554 | |
| **E097** | 554 | |
| **E098** | 554 | |
| **E099** | 554 | |
| **E100** | 554 | |
| **E101** | 554 | |
| **E102** | 554 | |
| **E103** | 554 | |
| **E104** | 554 | |
| **E105** | 554 | |

| code | page | CCC weight kg |
|---|---|---|
| **E106** | 554 | |
| **E107** | 554 | |
| **E108** | 554 | |
| **E109** | 554 | |
| **E110** | 554 | |
| **E111** | 558 | |
| **E112** | 558 | |
| **E113** | 558 | |
| **E114** | 558 | |
| **E115** | 558 | |
| **E116** | 558 | |
| **E117** | 558 | |
| **E118** | 558 | |
| **E119** | 558 | |
| **E120** | 558 | |
| **E121** | 558 | |
| **E122** | 558 | |
| **E123** | 558 | |
| **E124** | 558 | |
| **E125** | 558 | |
| **E126** | 558 | |
| **E127** | 558 | |
| **E128** | 558 | |
| **E129** | 558 | |
| **E130** | 558 | |
| **E131** | 558 | |
| **E132** | 558 | |
| **E133** | 558 | |
| **E134** | 558 | |
| **E135** | 558 | |
| **E136** | 558 | |
| **E137** | 558 | |
| **E138** | 558 | |
| **E139** | 558 | |
| **E140** | 558 | |
| **E140** | 558 | |
| **E141** | 558 | |
| **E142** | 558 | |
| **E143** | 558 | |
| **E144** | 558 | |
| **E145** | 558 | |
| **E146** | 558 | |
| **E147** | 558 | |
| **E148** | 558 | |
| **E149** | 559 | |
| **E150** | 559 | |
| **E151** | 559 | |
| **E152** | 559 | |
| **E153** | 559 | |
| **E154** | 559 | |
| **E155** | 559 | |
| **E156** | 559 | |
| **E157** | 559 | |
| **E158** | 559 | |
| **E159** | 559 | |
| **E160** | 559 | |
| **E161** | 559 | |
| **E162** | 559 | |
| **E169** | 559 | |
| **E170** | 559 | |
| **E171** | 559 | |
| **E172** | 559 | |
| **E173** | 559 | |
| **E174** | 559 | |
| **E175** | 559 | |
| **E176** | 559 | |
| **E182** | 629 | |
| **E183** | 629 | |
| **E184** | 629 | |
| **E195** | 627 | |
| **E407** | 657 | |
| **E408** | 657 | |
| **E409** | 657 | |
| **E410** | 657 | |
| **E411** | 657 | |
| **E412** | 657 | |
| **E413** | 657 | |
| **E414** | 657 | |
| **E415** | 657 | |

| code | page | CCC weight kg |
|---|---|---|
| **E416** | 657 | |
| **E417** | 657 | |
| **E418** | 657 | |
| **E419** | 657 | |
| **E420** | 657 | |
| **E421** | 657 | |
| **E422** | 657 | |
| **E423** | 657 | |
| **E424** | 657 | |
| **E425** | 657 | |
| **E426** | 657 | |
| **E427** | 657 | |
| **E428** | 657 | |
| **E429** | 657 | |
| **E430** | 657 | |
| **E431** | 657 | |
| **E432** | 657 | |
| **E433** | 657 | |
| **E434** | 657 | |
| **E435** | 657 | |
| **E436** | 657 | |
| **E437** | 657 | |
| **E438** | 657 | |
| **E439** | 657 | |
| **E440** | 657 | |
| **E441** | 657 | |
| **E442** | 657 | |
| **E443** | 657 | |
| **E444** | 657 | |
| **E445** | 657 | |
| **E446** | 657 | |
| **E447** | 657 | |
| **E448** | 657 | |
| **E449** | 657 | |
| **E450** | 657 | |
| **E451** | 657 | |
| **E452** | 657 | |
| **E453** | 657 | |
| **E454** | 657 | |
| **E455** | 657 | |
| **E456** | 657 | |
| **E457** | 657 | |
| **E458** | 657 | |
| **E459** | 657 | |
| **E460** | 657 | |
| **E461** | 657 | |
| **E462** | 657 | |
| **E463** | 657 | |
| **E464** | 657 | |
| **E465** | 657 | |
| **E466** | 657 | |
| **E467** | 657 | |
| **E468** | 657 | |
| **E469** | 657 | |
| **E470** | 657 | |
| **E471** | 657 | |
| **E472** | 657 | |
| **E473** | 657 | |
| **E474** | 657 | |
| **E475** | 657 | |
| **E476** | 657 | |
| **E477** | 657 | |
| **E478** | 657 | |
| **E479** | 657 | |
| **E480** | 657 | |
| **E481** | 657 | |
| **E482** | 657 | |
| **E483** | 657 | |
| **E484** | 657 | |
| **E485** | 657 | |
| **E486** | 657 | |
| **E487** | 657 | |
| **E488** | 657 | |
| **E489** | 657 | |
| **E490** | 657 | |
| **E491** | 653 | |
| **E492** | 653 | |
| **E493** | 653 | |
| **E494** | 653 | |

| code | page | CCC weight kg |
|---|---|---|
| **E495** | 653 | |
| **E496** | 653 | |
| **E497** | 653 | |
| **E498** | 653 | |
| **E499** | 653 | |
| **E500** | 653 | |
| **E501** | 653 | |
| **E502** | 653 | |
| **E503** | 653 | |
| **E504** | 653 | |
| **E505** | 653 | |
| **E506** | 653 | |
| **E507** | 653 | |
| **E508** | 653 | |
| **E509** | 653 | |
| **E510** | 653 | |
| **E511** | 653 | |
| **E512** | 653 | |
| **E513** | 653 | |
| **E514** | 653 | |
| **E515** | 653 | |
| **E516** | 653 | |
| **E517** | 653 | |
| **E518** | 653 | |
| **E519** | 653 | |
| **E520** | 653 | |
| **E521** | 653 | |
| **E522** | 653 | |
| **E523** | 653 | |
| **E524** | 653 | |
| **E525** | 653 | |
| **E526** | 653 | |
| **E527** | 653 | |
| **E528** | 653 | |
| **E529** | 653 | |
| **E530** | 653 | |
| **E531** | 653 | |
| **E532** | 653 | |
| **E533** | 653 | |
| **E534** | 653 | |
| **E535** | 653 | |
| **E536** | 653 | |
| **E537** | 653 | |
| **E538** | 653 | |
| **E539** | 653 | |
| **E540** | 653 | |
| **E541** | 653 | |
| **E542** | 653 | |
| **E543** | 653 | |
| **E544** | 653 | |
| **E545** | 653 | |
| **E546** | 653 | |
| **E547** | 653 | |
| **E548** | 653 | |
| **E549** | 653 | |
| **E550** | 653 | |
| **E551** | 653 | |
| **E552** | 653 | |
| **E553** | 653 | |
| **E554** | 653 | |
| **E555** | 653 | |
| **E556** | 653 | |
| **E557** | 653 | |
| **E558** | 653 | |
| **E559** | 653 | |
| **E560** | 653 | |
| **E561** | 653 | |
| **E562** | 653 | |
| **E563** | 653 | |
| **E564** | 653 | |
| **E565** | 653 | |
| **E566** | 653 | |
| **E567** | 653 | |
| **E568** | 653 | |
| **E569** | 653 | |
| **E570** | 653 | |
| **E571** | 653 | |
| **E572** | 653 | |
| **E573** | 653 | |

# Code/page reference

| code | page | CCC | weight kg |
|---|---|---|---|
| **E574** | 653 | | |
| **E575** | 649 | | |
| **E576** | 649 | | |
| **E577** | 649 | | |
| **E578** | 649 | | |
| **E579** | 649 | | |
| **E580** | 649 | | |
| **E581** | 649 | | |
| **E582** | 649 | | |
| **E583** | 649 | | |
| **E584** | 649 | | |
| **E585** | 649 | | |
| **E586** | 649 | | |
| **E587** | 649 | | |
| **E588** | 649 | | |
| **E589** | 649 | | |
| **E590** | 649 | | |
| **E591** | 649 | | |
| **E592** | 649 | | |
| **E593** | 649 | | |
| **E594** | 649 | | |
| **E595** | 649 | | |
| **E596** | 649 | | |
| **E597** | 649 | | |
| **E598** | 649 | | |
| **E599** | 649 | | |
| **E600** | 649 | | |
| **E601** | 649 | | |
| **E602** | 649 | | |
| **E603** | 649 | | |
| **E604** | 649 | | |
| **E605** | 649 | | |
| **E606** | 649 | | |
| **E607** | 649 | | |
| **E608** | 649 | | |
| **E609** | 649 | | |
| **E610** | 649 | | |
| **E611** | 649 | | |
| **E612** | 649 | | |
| **E613** | 649 | | |
| **E614** | 649 | | |
| **E615** | 649 | | |
| **E616** | 649 | | |
| **E617** | 649 | | |
| **E618** | 649 | | |
| **E619** | 649 | | |
| **E620** | 649 | | |
| **E621** | 649 | | |
| **E622** | 649 | | |
| **E623** | 649 | | |
| **E624** | 649 | | |
| **E625** | 649 | | |
| **E626** | 649 | | |
| **E627** | 649 | | |
| **E628** | 649 | | |
| **E629** | 649 | | |
| **E630** | 649 | | |
| **E631** | 649 | | |
| **E632** | 649 | | |
| **E633** | 649 | | |
| **E634** | 649 | | |
| **E635** | 649 | | |
| **E636** | 649 | | |
| **E637** | 649 | | |
| **E638** | 649 | | |
| **E639** | 649 | | |
| **E640** | 649 | | |
| **E641** | 649 | | |
| **E642** | 649 | | |
| **E643** | 649 | | |
| **E644** | 649 | | |
| **E645** | 649 | | |
| **E646** | 649 | | |
| **E647** | 649 | | |
| **E648** | 649 | | |
| **E649** | 649 | | |
| **E650** | 649 | | |
| **E651** | 649 | | |
| **E652** | 649 | | |

| code | page | CCC | weight kg |
|---|---|---|---|
| **E653** | 649 | | |
| **E654** | 649 | | |
| **E655** | 649 | | |
| **E656** | 649 | | |
| **E657** | 649 | | |
| **E658** | 649 | | |
| **E659** | 647 | | |
| **E660** | 647 | | |
| **E661** | 647 | | |
| **E662** | 647 | | |
| **E663** | 647 | | |
| **E664** | 647 | | |
| **E665** | 647 | | |
| **E666** | 647 | | |
| **E667** | 647 | | |
| **E668** | 647 | | |
| **E669** | 647 | | |
| **E670** | 647 | | |
| **E671** | 647 | | |
| **E672** | 647 | | |
| **E673** | 647 | | |
| **E674** | 647 | | |
| **E675** | 647 | | |
| **E676** | 647 | | |
| **E677** | 647 | | |
| **E678** | 647 | | |
| **E679** | 647 | | |
| **E680** | 647 | | |
| **E681** | 647 | | |
| **E682** | 647 | | |
| **E683** | 647 | | |
| **E684** | 647 | | |
| **E685** | 647 | | |
| **E686** | 647 | | |
| **E687** | 647 | | |
| **E688** | 647 | | |
| **E689** | 647 | | |
| **E690** | 647 | | |
| **E691** | 647 | | |
| **E692** | 647 | | |
| **E693** | 647 | | |
| **E694** | 647 | | |
| **E695** | 647 | | |
| **E696** | 647 | | |
| **E697** | 647 | | |
| **E698** | 647 | | |
| **E699** | 647 | | |
| **E700** | 647 | | |
| **E701** | 647 | | |
| **E702** | 647 | | |
| **E703** | 647 | | |
| **E704** | 647 | | |
| **E705** | 647 | | |
| **E706** | 647 | | |
| **E707** | 647 | | |
| **E708** | 647 | | |
| **E709** | 647 | | |
| **E710** | 647 | | |
| **E711** | 647 | | |
| **E712** | 647 | | |
| **E713** | 647 | | |
| **E714** | 647 | | |
| **E715** | 647 | | |
| **E716** | 647 | | |
| **E717** | 647 | | |
| **E718** | 647 | | |
| **E719** | 647 | | |
| **E720** | 647 | | |
| **E721** | 647 | | |
| **E722** | 647 | | |
| **E723** | 647 | | |
| **E724** | 647 | | |
| **E725** | 647 | | |
| **E726** | 647 | | |
| **E727** | 647 | | |
| **E728** | 647 | | |
| **E729** | 647 | | |
| **E730** | 647 | | |
| **E731** | 647 | | |

| code | page | CCC | weight kg |
|---|---|---|---|
| **E732** | 647 | | |
| **E733** | 647 | | |
| **E734** | 647 | | |
| **E735** | 647 | | |
| **E736** | 647 | | |
| **E737** | 647 | | |
| **E738** | 647 | | |
| **E739** | 647 | | |
| **E740** | 647 | | |
| **E741** | 647 | | |
| **E742** | 647 | | |
| **G681** | 715 | | |
| **G741** | 714 | | |
| **G745** | 715 | | |
| **G765** | 715 | | |
| **M105** | 250 | | 3.63 |
| **M106** | 250 | | 3.43 |
| **M107** | 250 | | 3.43 |
| **M108** | 250 | | 3.63 |
| **M109** | 250 | | 4.27 |
| **M116** | 250 | | 3.67 |
| **M117** | 250 | | 3.36 |
| **M118** | 250 | | 3.36 |
| **M119** | 250 | | 3.67 |
| **M120** | 250 | | 4.31 |
| **M185** | 134 | CC | 1.15 |
| **M186** | 134 | CC | 1.15 |
| **M247** | 153 | | 0.17 |
| **M248** | 153 | | 0.38 |
| **M249** | 313 | | 0.21 |
| **M250** | 313 | | 0.21 |
| **M251** | 313 | | 0.21 |
| **M252** | 313 | | 0.21 |
| **M253** | 313 | | 0.21 |
| **M350** | 133 | CC | 0.69 |
| **M351** | 133 | CC | 0.69 |
| **M352** | 133 | CC | 0.69 |
| **M353** | 133 | CC | 0.69 |
| **M376** | 109 | | 0.23 |
| **M377** | 109 | CC | 0.39 |
| **M378** | 109 | CC | 0.41 |
| **M382** | 109 | | 0.30 |
| **M383** | 109 | CC | 0.65 |
| **M384** | 109 | CC | 0.65 |
| **M385** | 109 | CC | 0.72 |
| **M386** | 109 | CC | 0.72 |
| **M396** | 111 | | 0.25 |
| **M416** | 111 | | 0.24 |
| **M421** | 111 | | 0.28 |
| **M425** | 111 | | 0.37 |
| **M433** | 272 | | 2.47 |
| **M434** | 272 | | 3.22 |
| **M435** | 272 | | 6.15 |
| **M436** | 272 | | 9.08 |
| **M437** | 272 | | 3.97 |
| **M438** | 272 | | 7.65 |
| **M439** | 272 | | 11.34 |
| **M440** | 272 | | 8.28 |
| **M441** | 272 | | 10.38 |
| **M451** | 273 | | 2.71 |
| **M452** | 273 | | 3.46 |
| **M453** | 273 | | 6.51 |
| **M454** | 273 | | 9.56 |
| **M455** | 273 | | 4.21 |
| **M456** | 273 | | 8.01 |
| **M457** | 273 | | 11.94 |
| **M458** | 273 | | 8.76 |
| **M459** | 273 | | 10.98 |
| **M489** | 272-273 | CC | 1.00 |
| **M490** | 272-273 | CC | 1.20 |
| **M491** | 272-273 | CC | 1.40 |
| **M492** | 272-273 | CC | 1.00 |
| **M493** | 272-273 | CC | 1.20 |
| **M494** | 272-273 | CC | 1.40 |
| **M496** | 272-273 | | 0.80 |
| **M497** | 272-273 | | 1.60 |
| **M498** | 272-273 | | 2.40 |
| **M499** | 272-273 | | 3.20 |
| **M500** | 272-273 | | 1.00 |

| code | page | CCC | weight kg |
|---|---|---|---|
| **M501** | 272-273 | | 1.90 |
| **M502** | 272-273 | | 2.90 |
| **M503** | 272-273 | | 3.80 |
| **M504** | 272 | | |
| **M543** | 113 | | 0.62 |
| **M544** | 113 | CC | 0.89 |
| **M545** | 113 | CC | 0.89 |
| **M618** | 705-711 | | |
| **M630** | 711 | | |
| **M636** | 95 | CC | |
| **M761** | 266-268 | | 0.04 |
| **M824** | 313 | | 0.15 |
| **M826** | 313 | | 0.21 |
| **M827** | 313 | | 0.35 |
| **M828** | 313 | | 0.35 |
| **M829** | 313 | | |
| **M846** | 317 | | 0.07 |
| **M847** | 317 | | 0.14 |
| **M848** | 317 | | 0.29 |
| **M849** | 317 | | 0.43 |
| **M850** | 317 | | 0.57 |
| **M856** | 317 | | 0.07 |
| **M857** | 317 | | 0.14 |
| **M858** | 317 | | 0.29 |
| **M859** | 317 | | 0.43 |
| **M860** | 317 | | 0.57 |
| **M877** | 317 | | 0.08 |
| **M878** | 317 | | 0.17 |
| **M879** | 317 | | 0.34 |
| **M880** | 317 | | 0.50 |
| **M881** | 317 | | 0.67 |
| **M887** | 317 | | 0.08 |
| **M888** | 317 | | 0.17 |
| **M889** | 317 | | |
| **M890** | 317 | | 0.50 |
| **M891** | 317 | | 0.67 |
| **M924** | 192 | | 1.35 |
| **M925** | 192 | | 1.35 |
| **M928** | 192 | | 1.90 |
| **M929** | 192 | | 1.90 |
| **M930** | 192 | | 1.90 |
| **M931** | 192 | | 1.90 |
| **M932** | 192 | | 1.90 |
| **M933** | 192 | | 1.90 |
| **M934** | 157 | | 0.40 |
| **M935** | 157 | | 0.40 |
| **M936** | 157 | | 0.40 |
| **M937** | 157 | | 0.40 |
| **M938** | 157 | | 0.40 |
| **M939** | 157 | | 0.22 |
| **M942** | 157 | CC | 0.43 |
| **M943** | 157 | CC | 0.43 |
| **M944** | 157 | CC | 0.43 |
| **M945** | 157 | CC | 0.43 |
| **M948** | 157 | | 0.21 |
| **M951** | 158 | | 0.16 |
| **M954** | 158 | CC | 0.36 |
| **M955** | 158 | CC | 0.36 |
| **M956** | 158 | | 0.36 |
| **M957** | 158 | CC | 0.36 |
| **M960** | 158 | | 0.19 |
| **M987** | 159 | | 0.05 |
| **M988** | 159 | | 0.05 |
| **M989** | 159 | | 0.05 |
| **M990** | 159 | | 0.05 |
| **M991** | 159 | | 0.25 |
| **M994** | 159 | CC | 0.47 |
| **M995** | 159 | CC | 0.47 |
| **M996** | 159 | CC | 0.47 |
| **M997** | 159 | CC | 0.47 |
| **MA00** | 159 | | 0.28 |
| **MA03** | 159 | | 0.18 |
| **MA06** | 159 | CC | 0.40 |
| **MA07** | 159 | CC | 0.40 |
| **MA08** | 159 | CC | 0.40 |
| **MA09** | 159 | CC | 0.40 |
| **MA12** | 159 | | 0.22 |
| **MA39** | 158 | | 0.36 |
| **MA40** | 158 | | 0.36 |

| code | page | CCC | weight kg |
|---|---|---|---|
| **MA41** | 158 | | 0.36 |
| **MA42** | 158 | | 0.36 |
| **MA45** | 159 | | 0.40 |
| **MA46** | 159 | | 0.40 |
| **MA47** | 159 | | 0.40 |
| **MA48** | 159 | | 0.40 |
| **MA55** | 266-268 | | |
| **MA56** | 266-268 | | |
| **MA57** | 266-268 | | |
| **MA58** | 266-268 | | |
| **MA73** | 157 | | |
| **MB07** | 153 | | 0.17 |
| **MB08** | 153 | | 0.17 |
| **MB17** | 192 | CC | 1.67 |
| **MB28** | 214 | CC | 1.71 |
| **MB29** | 214 | CC | 1.71 |
| **MB30** | 192 | CC | 1.40 |
| **MB31** | 192 | CC | 1.40 |
| **MB32** | 192 | CC | 1.40 |
| **MB33** | 192 | CC | 1.40 |
| **MB34** | 192 | CC | 1.40 |
| **MB35** | 192 | CC | 1.75 |
| **MB52** | 106 | CC | 2.05 |
| **MB53** | 106 | CC | 2.05 |
| **MB54** | 106 | CC | 2.11 |
| **MB55** | 106 | CC | 2.11 |
| **MB56** | 106 | CC | 2.08 |
| **MB57** | 106 | CC | 2.08 |
| **MB58** | 106 | CC | 2.14 |
| **MB59** | 106 | CC | 2.14 |
| **MB60** | 106 | CC | 3.57 |
| **MB61** | 106 | CC | 3.57 |
| **MB64** | 153 | | 0.19 |
| **MB65** | 153 | | |
| **MB66** | 106 | CC | 2.05 |
| **MB67** | 106 | CC | 2.05 |
| **MB68** | 106 | CC | 2.11 |
| **MB69** | 106 | CC | 2.11 |
| **MB70** | 106 | CC | 2.08 |
| **MB71** | 106 | CC | 2.08 |
| **MB72** | 106 | CC | 2.14 |
| **MB73** | 106 | CC | 2.14 |
| **MB74** | 105 | CC | 2.05 |
| **MB75** | 105 | CC | 2.05 |
| **MB76** | 105 | CC | 2.11 |
| **MB77** | 105 | CC | 2.11 |
| **MB78** | 105 | CC | 2.05 |
| **MB79** | 105 | CC | 2.05 |
| **MB80** | 105 | CC | 2.11 |
| **MB81** | 105 | CC | 2.11 |
| **MC00** | 105 | CC | 1.00 |
| **MC01** | 105 | CC | 1.00 |
| **MC02** | 105 | CC | 1.00 |
| **MC03** | 105 | CC | 1.00 |
| **MC04** | 106 | CC | |
| **MC05** | 106 | CC | 2.28 |
| **MC06** | 106 | CC | 2.28 |
| **MC07** | 106 | CC | 2.34 |
| **MC08** | 106 | CC | 2.34 |
| **MC09** | 106 | CC | 2.31 |
| **MC10** | 106 | CC | 2.31 |
| **MC11** | 106 | CC | 2.40 |
| **MC12** | 106 | CC | 2.40 |
| **MC13** | 106 | CC | 3.80 |
| **MC14** | 106 | CC | 3.80 |
| **MC17** | 106 | CC | |
| **MC18** | 106 | CC | |
| **MC19** | 106 | CC | 2.28 |
| **MC20** | 106 | CC | 2.28 |
| **MC21** | 106 | CC | 2.33 |
| **MC22** | 106 | CC | 2.33 |
| **MC23** | 106 | CC | 2.28 |
| **MC24** | 106 | CC | 2.28 |
| **MC25** | 106 | CC | 2.33 |
| **MC26** | 106 | CC | 2.33 |
| **MC27** | 105 | CC | 2.51 |
| **MC28** | 105 | CC | 2.51 |
| **MC29** | 105 | CC | 2.56 |
| **MC30** | 105 | CC | 2.56 |

# Code/page reference

| code | page | CCC | weight kg |
|---|---|---|---|
| **MC31** | 105 | CC | 2.51 |
| **MC32** | 105 | CC | 2.51 |
| **MC33** | 105 | CC | 2.56 |
| **MC34** | 105 | CC | 2.56 |
| **MC35** | 105 | CC | 4.03 |
| **MC36** | 105 | CC | 4.03 |
| **MC39** | 106 | CC | 2.15 |
| **MC40** | 106 | CC | 2.15 |
| **MC47** | 106 | CC | 2.15 |
| **MC48** | 106 | CC | 2.15 |
| **MC60** | 106 | CC | |
| **MC63** | 313 | | 0.21 |
| **MC64** | 313 | | |
| **MC65** | 313 | | |
| **MC91** | 198 | CC | |
| **MC92** | 198 | CC | |
| **MC93** | 198 | CC | |
| **MC94** | 198 | CC | |
| **MD39** | 192 | | 1.35 |
| **MD40** | 192 | | 1.35 |
| **MD43** | 192 | | 1.90 |
| **MD44** | 192 | | 1.90 |
| **MD45** | 192 | | 1.90 |
| **MD46** | 192 | | 1.90 |
| **MD47** | 192 | | 1.90 |
| **MD48** | 192 | | 1.90 |
| **MD77** | 126 | CC | 0.52 |
| **MD78** | 126 | CC | 0.52 |
| **MD79** | 126 | CC | 0.52 |
| **MD80** | 126 | CC | 0.52 |
| **MD81** | 126 | CC | 0.64 |
| **MD82** | 126 | CC | 0.64 |
| **MD83** | 126 | CC | 0.64 |
| **MD84** | 126 | CC | 0.64 |
| **MD91** | 126 | CC | 1.02 |
| **MD92** | 126 | CC | 1.02 |
| **MD93** | 126 | CC | 1.02 |
| **MD94** | 126 | CC | 1.02 |
| **MD95** | 126 | CC | 1.02 |
| **MD96** | 126 | CC | 1.02 |
| **MD97** | 127 | CC | 1.17 |
| **MD98** | 127 | CC | 1.17 |
| **MD99** | 127 | CC | 1.17 |
| **ME00** | 127 | CC | 1.17 |
| **ME01** | 127 | CC | 1.17 |
| **ME02** | 127 | CC | 1.17 |
| **ME21** | 127 | CC | 2.23 |
| **ME22** | 127 | CC | 2.23 |
| **ME23** | 127 | CC | 2.23 |
| **ME24** | 127 | CC | 2.23 |
| **ME25** | 127 | CC | 2.23 |
| **ME26** | 127 | CC | 2.23 |
| **ME27** | 127 | CC | 2.23 |
| **ME28** | 127 | CC | 2.23 |
| **ME29** | 127 | CC | 2.23 |
| **ME30** | 127 | CC | 2.23 |
| **ME31** | 127 | CC | 2.23 |
| **ME32** | 127 | CC | 2.23 |
| **ME33** | 313 | | 0.24 |
| **ME34** | 313 | | 0.24 |
| **ME35** | 313 | | 0.24 |
| **ME36** | 262 | CC | 2.10 |
| **ME37** | 262 | CC | 4.20 |
| **ME38** | 262 | CC | 2.10 |
| **ME39** | 262 | CC | 4.20 |
| **ME40** | 262 | CC | 2.13 |
| **ME41** | 262 | CC | 4.23 |
| **ME42** | 262 | CC | 2.13 |
| **ME43** | 262 | CC | 4.23 |
| **ME44** | 262 | CC | 2.21 |
| **ME45** | 262 | CC | 2.21 |
| **ME68** | 238 | CC | 9.20 |
| **ME69** | 238 | CC | 9.20 |
| **ME70** | 238 | CC | 9.20 |
| **ME71** | 238 | CC | 9.20 |
| **ME76** | 238 | CC | 9.40 |
| **ME77** | 238 | CC | 9.40 |
| **ME78** | 238 | CC | 9.40 |
| **ME79** | 238 | CC | 9.40 |

| code | page | CCC | weight kg |
|---|---|---|---|
| **ME84** | 239 | CC | 7.00 |
| **ME85** | 239 | CC | 7.00 |
| **ME86** | 239 | CC | 7.00 |
| **ME87** | 239 | CC | 7.00 |
| **ME92** | 239 | CC | 7.20 |
| **ME93** | 239 | CC | 7.20 |
| **ME94** | 239 | CC | 7.20 |
| **ME95** | 239 | CC | 7.20 |
| **MF13** | 130 | CC | 0.93 |
| **MF14** | 130 | CC | 0.93 |
| **MF15** | 130 | CC | 0.93 |
| **MF16** | 130 | CC | 0.93 |
| **MF17** | 130 | CC | 1.90 |
| **MF18** | 130 | CC | 1.90 |
| **MF19** | 130 | CC | 1.90 |
| **MF20** | 130 | CC | 1.90 |
| **MF21** | 131 | CC | 3.50 |
| **MF22** | 131 | CC | 3.50 |
| **MF23** | 131 | CC | 3.50 |
| **MF24** | 131 | CC | 3.50 |
| **MG97** | 219 | CC | 4.82 |
| **MG98** | 219 | CC | 4.82 |
| **MH06** | 219 | CC | 5.29 |
| **MH07** | 219 | CC | 5.29 |
| **MH08** | 219 | CC | 5.29 |
| **MH09** | 219 | CC | 5.29 |
| **MH10** | 219 | CC | 5.29 |
| **MH21** | 219 | CC | 5.51 |
| **MH22** | 219 | CC | 5.51 |
| **MH33** | 219 | CC | 6.66 |
| **MH34** | 219 | CC | 6.66 |
| **MH45** | 220 | CC | |
| **MH46** | 220 | CC | |
| **MH85** | 192 | CC | |
| **MH86** | 192 | CC | |
| **MH87** | 192 | CC | |
| **MH88** | 192 | CC | |
| **MH93** | 705-711 | | |
| **MH94** | 705 | | |
| **MH95** | 705 | | |
| **MH96** | 705 | | |
| **MH97** | 705-711 | | |
| **MH98** | 705 | | |
| **MI02** | 706-711 | | |
| **MI03** | 706 | | |
| **MI04** | 706 | | |
| **MI05** | 706 | | |
| **MI06** | 706 | | |
| **MI07** | 706 | | |
| **MI08** | 706 | | |
| **MI09** | 706 | | |
| **MI10** | 706 | | |
| **MI11** | 706 | | |
| **MI12** | 706 | | |
| **MI13** | 707 | | |
| **MI14** | 707 | | |
| **MI15** | 707 | | |
| **MI16** | 706 | | |
| **MI17** | 706 | | |
| **MI18** | 707 | | |
| **MI19** | 707 | | |
| **MI20** | 707 | | |
| **MI21** | 707 | | |
| **MI22** | 707 | | |
| **MI23** | 707 | | |
| **MI24** | 707 | | |
| **MI25** | 708 | | |
| **MI26** | 708 | | |
| **MI27** | 708 | | |
| **MI29** | 708 | | |
| **MI30** | 708 | | |
| **MI31** | 708 | | |
| **MI32** | 708 | | |
| **MI33** | 708 | | |
| **MI34** | 705 | | |
| **MI35** | 709 | | |
| **MI36** | 709 | | |
| **MI37** | 709 | | |
| **MI38** | 709 | | |

| code | page | CCC | weight kg |
|---|---|---|---|
| **MI39** | 709 | | |
| **MI40** | 709 | | |
| **MI41** | 709 | | |
| **MI42** | 709 | | |
| **MI43** | 709 | | |
| **MI44** | 709 | | |
| **MI45** | 709 | | |
| **MI46** | 709 | | |
| **MI47** | 710 | | |
| **MI48** | 710 | | |
| **MI49** | 710 | | |
| **MI50** | 710 | | |
| **MI51** | 710 | | |
| **MI52** | 710 | | |
| **MI53** | 710 | | |
| **MI54** | 710 | | |
| **MI55** | 710 | | |
| **MI56** | 705 | | |
| **MI57** | 705 | | |
| **MI58** | 706 | | |
| **MI59** | 313 | | 0.27 |
| **MI60** | 313 | | 0.27 |
| **MI61** | 313 | | 0.27 |
| **MJ21** | 246 | CC | 3.83 |
| **MJ22** | 246 | CC | 3.83 |
| **MJ23** | 246 | CC | 3.83 |
| **MJ24** | 246 | CC | 3.83 |
| **MJ25** | 246 | CC | 3.44 |
| **MJ26** | 246 | CC | 3.44 |
| **MJ27** | 246 | CC | 3.44 |
| **MJ28** | 246 | CC | 3.44 |
| **MJ29** | 246 | CC | 4.43 |
| **MJ30** | 246 | CC | 4.43 |
| **MJ31** | 246 | CC | 4.43 |
| **MJ32** | 246 | CC | 4.43 |
| **MJ33** | 246 | CC | 4.04 |
| **MJ34** | 246 | CC | 4.04 |
| **MJ35** | 246 | CC | 4.04 |
| **MJ36** | 246 | CC | 4.04 |
| **MJ48** | 262 | CC | 2.10 |
| **MJ49** | 262 | CC | 4.20 |
| **MJ50** | 262 | CC | 2.10 |
| **MJ51** | 262 | CC | 4.20 |
| **MJ52** | 262 | CC | 2.13 |
| **MJ53** | 262 | CC | 4.23 |
| **MJ54** | 262 | CC | 2.13 |
| **MJ55** | 262 | CC | 4.23 |
| **MJ56** | 262 | CC | 2.21 |
| **MJ57** | 262 | CC | 2.21 |
| **MJ58** | 262 | CC | 2.02 |
| **MJ59** | 262 | CC | 2.02 |
| **MJ60** | 262 | CC | 2.02 |
| **MJ61** | 262 | CC | 2.02 |
| **MJ62** | 262 | CC | 3.00 |
| **MJ63** | 262 | CC | 3.00 |
| **MJ64** | 262 | CC | 3.00 |
| **MJ65** | 262 | CC | 3.00 |
| **MJ90** | 172 | CC | |
| **MJ91** | 172 | CC | |
| **MJ92** | 172 | CC | |
| **MJ93** | 172 | CC | |
| **MJ98** | 172 | CC | |
| **MJ99** | 172 | CC | |
| **MK00** | 172 | CC | |
| **MK01** | 172 | CC | |
| **MK18** | 172 | CC | |
| **MK19** | 172 | CC | |
| **MK20** | 172 | CC | |
| **MK26** | 172 | CC | |
| **MK27** | 172 | CC | |
| **MK28** | 172 | CC | |
| **MK36** | 60 | CC | 0.36 |
| **MK37** | 60 | CC | 0.36 |
| **MK38** | 60 | CC | 0.36 |
| **MK39** | 61 | CC | 0.73 |
| **MK40** | 61 | CC | 0.73 |
| **MK41** | 61 | CC | 0.73 |
| **MK42** | 61 | CC | 1.10 |
| **MK43** | 61 | CC | 1.10 |

| code | page | CCC | weight kg |
|---|---|---|---|
| **MK44** | 61 | CC | 1.10 |
| **MK45** | 59 | | 0.05 |
| **MK46** | 59 | | 0.05 |
| **MK47** | 59 | | 0.10 |
| **MK48** | 59 | | 0.10 |
| **MK49** | 60 | CC | 0.30 |
| **MK50** | 60 | CC | 0.30 |
| **MK51** | 60 | CC | 0.30 |
| **MK52** | 61 | CC | 0.60 |
| **MK53** | 61 | CC | 0.60 |
| **MK54** | 61 | CC | 0.60 |
| **MK55** | 61 | CC | 0.86 |
| **MK56** | 61 | CC | 0.86 |
| **MK57** | 61 | CC | 0.86 |
| **MK58** | 198 | CC | |
| **MK59** | 198 | CC | |
| **MK60** | 198 | CC | |
| **MK61** | 198 | CC | |
| **MK62** | 198 | CC | |
| **MK63** | 198 | CC | |
| **MK82** | 192 | CC | 2.00 |
| **MK83** | 192 | CC | 2.00 |
| **MK84** | 192 | CC | 2.00 |
| **MK85** | 192 | CC | 2.00 |
| **MK86** | 192 | CC | |
| **MK87** | 192 | CC | 2.00 |
| **MK92** | 161 | CC | |
| **MK93** | 161 | CC | |
| **MK95** | 192 | CC | 1.18 |
| **MK96** | 192 | CC | |
| **MK97** | 192 | CC | 1.18 |
| **MK98** | 192 | CC | 1.18 |
| **MK99** | 192 | CC | |
| **ML00** | 192 | CC | 1.18 |
| **ML01** | 198 | CC | |
| **ML02** | 198 | CC | |
| **ML03** | 198 | CC | |
| **ML04** | 198 | CC | |
| **ML05** | 198 | CC | |
| **ML06** | 198 | CC | |
| **ML15** | 706 | | |
| **ML16** | 130 | CC | 1.17 |
| **ML17** | 130 | CC | 1.17 |
| **ML18** | 130 | CC | 1.17 |
| **ML19** | 130 | CC | 1.17 |
| **ML20** | 130 | CC | 2.40 |
| **ML21** | 130 | CC | 2.40 |
| **ML22** | 130 | CC | 2.40 |
| **ML23** | 130 | CC | 2.40 |
| **ML24** | 131 | CC | 4.30 |
| **ML25** | 131 | CC | 4.30 |
| **ML26** | 131 | CC | 4.30 |
| **ML27** | 131 | CC | 4.30 |
| **ML96** | 153 | | |
| **ML97** | 153 | | |
| **MM20** | 133 | CC | |
| **MM21** | 133 | CC | |
| **MM22** | 133 | CC | |
| **MM23** | 133 | CC | |
| **MM30** | 706 | | |
| **MM31** | 126 | CC | |
| **MM32** | 126 | CC | |
| **MM33** | 127 | CC | |
| **MM34** | 127 | CC | |
| **MM35** | 127 | CC | |
| **MM36** | 127 | CC | |
| **MM45** | 253 | | |
| **MM46** | 253 | | |
| **MM49** | 255 | | |
| **MM50** | 255 | | |
| **MM55** | 272-273 | | |
| **MM58** | 285 | | |
| **MM59** | 285 | | |
| **MM61** | 277 | | |
| **MM62** | 277 | | |
| **MM75** | 59 | | |
| **MM76** | 59 | | |
| **MM77** | 60 | CC | |
| **MM78** | 60 | CC | |

| code | page | CCC |
|---|---|---|
| **MM79** | 61 | CC |
| **MM80** | 61 | CC |
| **MM81** | 61 | CC |
| **MM82** | 61 | CC |
| **MM83** | 59 | |
| **MM84** | 59 | |
| **MM85** | 60 | CC |
| **MM86** | 60 | CC |
| **MM87** | 61 | CC |
| **MM88** | 61 | CC |
| **MM89** | 61 | CC |
| **MM90** | 61 | CC |
| **MM91** | 320 | CC |
| **MM92** | 320 | CC |
| **MM93** | 320 | CC |
| **MM94** | 320 | CC |
| **MM95** | 320 | CC |
| **MM96** | 320 | CC |
| **MM97** | 95 | CC |
| **MM98** | 95 | CC |
| **MM99** | 95 | CC |
| **MN00** | 95 | CC |
| **MN01** | 98 | CC |
| **MN02** | 98 | CC |
| **MN03** | 98 | CC |
| **MN04** | 98 | CC |
| **MN17** | 700 | |
| **MN18** | 699 | |
| **MN19** | 699 | |
| **MN20** | 699 | |
| **MN21** | 699 | |
| **MN22** | 699 | |
| **MN23** | 699 | |
| **MN24** | 699 | |
| **MN25** | 699 | |
| **MN26** | 699 | |
| **MN27** | 699 | |
| **MN28** | 699 | |
| **MN34** | 198 | CC |
| **MN35** | 198 | CC |
| **MN36** | 198 | CC |
| **MN40** | 198 | CC |
| **MN41** | 198 | CC |
| **MN42** | 198 | CC |
| **MN46** | 192 | CC |
| **MN47** | 192 | CC |
| **MN48** | 192 | CC |
| **MN52** | 192 | CC |
| **MN53** | 192 | CC |
| **MN54** | 192 | CC |
| **MN55** | 192 | CC |
| **MN56** | 192 | CC |
| **MN57** | 192 | CC |
| **MN58** | 126 | CC |
| **MN59** | 126 | CC |
| **MN60** | 126 | CC |
| **MN61** | 126 | CC |
| **MN62** | 126 | CC |
| **MN63** | 126 | CC |
| **MN64** | 126 | CC |
| **MN65** | 126 | CC |
| **MN66** | 126 | CC |
| **MN67** | 126 | CC |
| **MN68** | 126 | CC |
| **MN69** | 126 | CC |
| **MN70** | 126 | CC |
| **MN71** | 126 | CC |
| **MN72** | 126 | CC |
| **MN73** | 126 | CC |
| **MN74** | 126 | CC |
| **MN75** | 126 | CC |
| **MN76** | 126 | CC |
| **MN77** | 126 | CC |
| **MN78** | 126 | CC |
| **MN79** | 126 | CC |
| **MN80** | 126 | CC |
| **MN81** | 126 | CC |
| **MN82** | 127 | CC |
| **MN83** | 127 | CC |

# Code/page reference


| code | page | CCC | weight kg |
|---|---|---|---|
| MN84 | 127 | CC | |
| MN85 | 127 | CC | |
| MN86 | 127 | CC | |
| MN87 | 127 | CC | |
| MN88 | 127 | CC | |
| MN89 | 127 | CC | |
| MN90 | 127 | CC | |
| MN91 | 127 | CC | |
| MN92 | 127 | CC | |
| MN93 | 127 | CC | |
| MN94 | 127 | CC | |
| MN95 | 127 | CC | |
| MN96 | 127 | CC | |
| MN97 | 127 | CC | |
| MN98 | 127 | CC | |
| MN99 | 127 | CC | |
| MP01 | 127 | CC | |
| MP02 | 127 | CC | |
| MP03 | 127 | CC | |
| MP04 | 127 | CC | |
| MP05 | 127 | CC | |
| MP06 | 127 | CC | |
| MP07 | 127 | CC | |
| MP08 | 127 | CC | |
| MP09 | 127 | CC | |
| MP10 | 127 | CC | |
| MP11 | 127 | CC | |
| MP12 | 127 | CC | |
| MP13 | 127 | CC | |
| MP14 | 127 | CC | |
| MP15 | 127 | CC | |
| MP16 | 130 | CC | |
| MP17 | 130 | CC | |
| MP18 | 130 | CC | |
| MP19 | 130 | CC | |
| MP20 | 130 | CC | |
| MP21 | 130 | CC | |
| MP22 | 130 | CC | |
| MP23 | 130 | CC | |
| MP24 | 130 | CC | |
| MP25 | 130 | CC | |
| MP26 | 130 | CC | |
| MP27 | 130 | CC | |
| MP28 | 130 | CC | |
| MP29 | 130 | CC | |
| MP30 | 131 | CC | |
| MP31 | 131 | CC | |
| MP32 | 131 | CC | |
| MP33 | 131 | CC | |
| MP34 | 131 | CC | |
| MP35 | 131 | CC | |
| MP36 | 131 | CC | |
| MP37 | 130 | CC | |
| MP38 | 130 | CC | |
| MP39 | 130 | CC | |
| MP40 | 130 | CC | |
| MP41 | 130 | CC | |
| MP42 | 130 | CC | |
| MP43 | 130 | CC | |
| MP44 | 130 | CC | |
| MP45 | 130 | CC | |
| MP46 | 130 | CC | |
| MP47 | 130 | CC | |
| MP48 | 130 | CC | |
| MP49 | 130 | CC | |
| MP50 | 130 | CC | |
| MP51 | 131 | CC | |
| MP52 | 131 | CC | |
| MP53 | 131 | CC | |
| MP54 | 131 | CC | |
| MP55 | 131 | CC | |
| MP56 | 131 | CC | |
| MP57 | 131 | CC | |
| MP70 | 184 | CC | |
| MP71 | 184 | CC | |
| MP72 | 184 | CC | |
| MP73 | 184 | CC | |
| MP74 | 184 | CC | |
| MP75 | 184 | CC | |
| MP76 | 184 | CC | |
| MP77 | 184 | CC | |
| MP78 | 184 | CC | |
| MP79 | 184 | CC | |
| MP80 | 184 | CC | |
| MP81 | 184 | CC | |
| MP82 | 184 | CC | |
| MP83 | 184 | CC | |
| MP84 | 184 | CC | |
| MP85 | 184 | CC | |
| MP86 | 184 | CC | |
| MP87 | 184 | CC | |
| MP88 | 183 | CC | |
| MP89 | 183 | CC | |
| MP90 | 183 | CC | |
| MP91 | 183 | CC | |
| MP92 | 183 | CC | |
| MP93 | 183 | CC | |
| MP94 | 183 | CC | |
| MP95 | 183 | CC | |
| MP96 | 183 | CC | |
| MP97 | 183 | CC | |
| MP98 | 183 | CC | |
| MP99 | 183 | CC | |
| MQ00 | 183 | CC | |
| MQ01 | 183 | CC | |
| MQ02 | 183 | CC | |
| MQ03 | 183 | CC | |
| MQ04 | 183 | CC | |
| MQ05 | 183 | CC | |
| MQ06 | 289 | CC | |
| MQ07 | 289 | CC | |
| MQ08 | 289 | CC | |
| MQ09 | 289 | CC | |
| MQ10 | 289 | CC | |
| MQ11 | 289 | CC | |
| MQ12 | 289 | CC | |
| MQ13 | 289 | CC | |
| MQ14 | 289 | CC | |
| MQ15 | 289 | CC | |
| MQ16 | 289 | CC | |
| MQ17 | 289 | CC | |
| MQ18 | 289 | | |
| MQ19 | 289 | | |
| MQ20 | 290 | CC | |
| MQ21 | 290 | CC | |
| MQ22 | 70 | CC | |
| MQ23 | 70 | CC | |
| MQ24 | 70 | CC | |
| MQ25 | 70 | CC | |
| MQ26 | 70 | CC | |
| MQ27 | 70 | CC | |
| MQ28 | 70 | CC | |
| MQ29 | 70 | CC | |
| MQ30 | 70 | CC | |
| MQ31 | 70 | CC | |
| MQ32 | 70 | CC | |
| MQ33 | 70 | CC | |
| MQ34 | 70 | CC | |
| MQ35 | 70 | CC | |
| MQ36 | 70 | CC | |
| MQ37 | 70 | CC | |
| MQ38 | 70 | CC | |
| MQ39 | 70 | CC | |
| MQ40 | 70 | CC | |
| MQ41 | 70 | CC | |
| MQ42 | 86 | CC | |
| MQ43 | 86 | CC | |
| MQ44 | 86 | CC | |
| MQ45 | 86 | CC | |
| MQ46 | 86 | CC | |
| MQ47 | 86 | CC | |
| MQ48 | 86 | CC | |
| MQ49 | 86 | CC | |
| MQ50 | 86 | CC | |
| MQ51 | 86 | CC | |
| MQ52 | 86 | CC | |
| MQ53 | 86 | CC | |
| MQ55 | 67 | CC | |
| MQ57 | 67 | CC | |
| MQ58 | 67 | CC | |
| MQ60 | 67 | CC | |
| MQ61 | 67 | CC | |
| MQ63 | 67 | CC | |
| MQ64 | 67 | CC | |
| MQ66 | 67 | CC | |
| MQ67 | 65 | CC | |
| MQ68 | 65 | CC | |
| MQ69 | 65 | CC | |
| MQ70 | 65 | CC | |
| MQ71 | 65 | CC | |
| MQ72 | 65 | CC | |
| MQ73 | 65 | CC | |
| MQ74 | 65 | CC | |
| MQ75 | 59 | | |
| MQ76 | 59 | | |
| MQ77 | 60 | CC | |
| MQ78 | 60 | CC | |
| MQ79 | 60 | CC | |
| MQ80 | 60 | CC | |
| MQ81 | 60 | CC | |
| MQ82 | 61 | CC | |
| MQ83 | 61 | CC | |
| MQ84 | 61 | CC | |
| MQ85 | 61 | CC | |
| MQ86 | 60 | CC | |
| MQ87 | 60 | CC | |
| MQ88 | 60 | CC | |
| MQ89 | 60 | CC | |
| MQ90 | 60 | CC | |
| MQ91 | 61 | CC | |
| MQ92 | 61 | CC | |
| MQ93 | 61 | | |
| MQ94 | 61 | | |
| MQ95 | 293 | CC | |
| MQ96 | 293 | CC | |
| MQ97 | 293 | CC | |
| MQ98 | 293 | CC | |
| MQ99 | 293 | CC | |
| MR00 | 293 | CC | |
| MR01 | 183 | CC | |
| MR02 | 183 | CC | |
| MR03 | 183 | CC | |
| MR04 | 183 | CC | |
| MR05 | 183 | CC | |
| MR06 | 183 | CC | |
| MR07 | 183 | CC | |
| MR08 | 183 | CC | |
| MR09 | 183 | CC | |
| MR10 | 183 | CC | |
| MR11 | 183 | CC | |
| MR12 | 183 | CC | |
| MR13 | 183 | CC | |
| MR14 | 183 | CC | |
| MR15 | 183 | CC | |
| MR16 | 183 | CC | |
| MR17 | 183 | CC | |
| MR18 | 183 | CC | |
| MR19 | 182 | CC | |
| MR20 | 182 | CC | |
| MR21 | 182 | CC | |
| MR22 | 182 | CC | |
| MR23 | 182 | CC | |
| MR24 | 182 | CC | |
| MR25 | 182 | CC | |
| MR26 | 182 | CC | |
| MR27 | 182 | CC | |
| MR37 | 266 | | |
| MR38 | 266 | | |
| MR39 | 266 | | |
| MR40 | 266 | | |
| MR41 | 266 | | |
| MR42 | 266 | | |
| MR43 | 266 | | |
| MR44 | 266 | | |
| MR45 | 266 | | |
| MR46 | 266 | | |
| MR47 | 266 | CC | |
| MR48 | 266 | CC | |
| MR49 | 266 | CC | |
| MR50 | 266 | CC | |
| MR51 | 266 | CC | |
| MR52 | 266 | CC | |
| MR53 | 266 | CC | |
| MR54 | 266 | CC | |
| MR61 | 175 | CC | |
| MR63 | 175 | CC | |
| MR67 | 175 | CC | |
| MR69 | 175 | CC | |
| MR73 | 290 | CC | |
| MR74 | 290 | CC | |
| MR75 | 290 | CC | |
| MR76 | 290 | CC | |
| MR77 | 290 | CC | |
| MR78 | 290 | CC | |
| MR79 | 290 | | |
| MR80 | 290 | | |
| MR90 | 201 | CC | |
| MR91 | 201 | CC | |
| MR97 | 86 | CC | |
| MR98 | 178 | CC | |
| MR99 | 161 | CC | |
| MS00 | 161 | CC | |
| MS05 | 161 | CC | |
| MS06 | 161 | CC | |
| MS07 | 161 | CC | |
| MS08 | 161 | CC | |
| MS13 | 161 | CC | |
| MS14 | 161 | CC | |
| MS15 | 161 | CC | |
| MS16 | 161 | CC | |
| MS21 | 161 | CC | |
| MS22 | 161 | CC | |
| MS23 | 161 | CC | |
| MS24 | 161 | CC | |
| MS29 | 161 | CC | |
| MS30 | 161 | CC | |
| MS31 | 161 | CC | |
| MS32 | 161 | CC | |
| MS37 | 161 | CC | |
| MS38 | 161 | CC | |
| MS39 | 161 | CC | |
| MS40 | 161 | CC | |
| MS41 | 161 | | |
| MS42 | 161 | | |
| MS43 | 161 | | |
| MS44 | 161 | | |
| MS45 | 161 | | |
| MS46 | 161 | | |
| MS47 | 161 | | |
| MS48 | 161 | | |
| MS49 | 161 | | |
| MT10 | 242 | CC | |
| MT11 | 242 | CC | |
| MT12 | 242 | CC | |
| MT13 | 242 | CC | |
| MT14 | 242 | CC | |
| MT15 | 242 | CC | |
| MT16 | 242 | CC | |
| MT17 | 242 | CC | |
| MT18 | 242 | CC | |
| MT19 | 242 | CC | |
| MT20 | 242 | CC | |
| MT21 | 242 | CC | |
| MT22 | 242 | CC | |
| MT23 | 242 | CC | |
| MT24 | 242 | CC | |
| MT25 | 242 | CC | |
| MT87 | 700 | | |
| MT88 | 86 | CC | |
| MT89 | 86 | CC | |
| MT90 | 86 | CC | |
| MT91 | 59 | | |
| MT92 | 59 | | |
| MT93 | 59 | | |
| MT94 | 59 | | |
| MT95 | 309 | | |
| MT96 | 309 | | |
| MT97 | 309 | | |
| MT98 | 182 | CC | |
| MT99 | 182 | CC | |
| MU00 | 182 | CC | |
| MU01 | 182 | CC | |
| MU02 | 182 | CC | |
| MU03 | 182 | CC | |
| MU04 | 182 | CC | |
| MU05 | 182 | CC | |
| MU06 | 182 | CC | |
| MU26 | 105 | CC | |
| MU27 | 105 | CC | |
| MU28 | 105 | CC | |
| MU29 | 105 | CC | |
| MU30 | 105 | CC | |
| MU31 | 295 | | |
| MU32 | 295 | | |
| MU33 | 295 | | |
| MU34 | 295 | | |
| MU35 | 295 | | |
| MU36 | 295 | | |
| MU37 | 295 | | |
| MU38 | 295 | | |
| MU39 | 133 | CC | |
| MU40 | 133 | CC | |
| MU41 | 133 | CC | |
| MU42 | 133 | CC | |
| MU43 | 133 | CC | |
| MU44 | 133 | CC | |
| MU45 | 133 | CC | |
| MU46 | 133 | CC | |
| MU47 | 133 | CC | |
| MU48 | 133 | CC | |
| MU49 | 133 | CC | |
| MU50 | 133 | CC | |
| MU51 | 134 | CC | |
| MU52 | 134 | CC | |
| MU53 | 134 | CC | |
| MU54 | 134 | CC | |
| MU55 | 134 | CC | |
| MU56 | 134 | CC | |
| MU57 | 134 | CC | |
| MU58 | 134 | CC | |
| MU59 | 134 | CC | |
| MU60 | 134 | CC | |
| MU61 | 134 | CC | |
| MU62 | 134 | CC | |
| MU63 | 134 | CC | |
| MU64 | 134 | CC | |
| MU65 | 134 | CC | |
| MU66 | 134 | CC | |
| MU67 | 134 | CC | |
| MU68 | 134 | CC | |
| MU69 | 134 | CC | |
| MU70 | 134 | CC | |
| MU71 | 134 | CC | |
| MU72 | 134 | CC | |
| MU73 | 134 | CC | |
| MU74 | 134 | CC | |
| MU75 | 70 | CC | |
| MU76 | 70 | CC | |
| MU77 | 70 | CC | |
| MU78 | 70 | CC | |
| MU79 | 70 | CC | |
| MU80 | 70 | CC | |
| MU81 | 70 | CC | |
| MU82 | 70 | CC | |
| MU83 | 86 | | |
| MU84 | 86 | | |
| MU85 | 86 | CC | |
| MV40 | 92 | CC | |
| MV41 | 92 | CC | |
| MV42 | 92 | CC | |
| MV43 | 92 | CC | |
| MV44 | 92 | CC | |
| MV45 | 92 | CC | |
| MV46 | 92 | CC | |
| MV47 | 92 | CC | |

# Code/page reference


| code | page | CCC | weight kg |
|---|---|---|---|
| **MV48** | 92 | CCC | |
| **MV49** | 92 | CCC | |
| **MV50** | 92 | CCC | |
| **MV51** | 92 | CCC | |
| **MV52** | 92 | CCC | |
| **MV53** | 92 | CCC | |
| **MV54** | 92 | CCC | |
| **MV55** | 92 | CCC | |
| **MV56** | 92 | CCC | |
| **MV57** | 92 | CCC | |
| **MV58** | 93 | CCC | |
| **MV59** | 93 | CCC | |
| **MV60** | 93 | CCC | |
| **MV61** | 93 | CCC | |
| **MV62** | 93 | CCC | |
| **MV63** | 93 | CCC | |
| **MV64** | 93 | CCC | |
| **MV65** | 93 | CCC | |
| **MV66** | 93 | CCC | |
| **MV67** | 93 | CCC | |
| **MV68** | 94 | CCC | |
| **MV69** | 94 | CCC | |
| **MV70** | 94 | CCC | |
| **MV71** | 94 | CCC | |
| **MV72** | 94 | CCC | |
| **MV73** | 94 | CCC | |
| **MV74** | 94 | CCC | |
| **MV75** | 94 | CCC | |
| **MV76** | 94 | CCC | |
| **MV77** | 94 | CCC | |
| **MV78** | 92 | CCC | |
| **MV79** | 92 | CCC | |
| **MV80** | 92 | CCC | |
| **MV81** | 92 | CCC | |
| **MV82** | 92 | CCC | |
| **MV83** | 92 | CCC | |
| **MV84** | 92 | CCC | |
| **MV85** | 92 | CCC | |
| **MV86** | 92 | CCC | |
| **MV87** | 92 | CCC | |
| **MV88** | 92 | CCC | |
| **MV89** | 92 | CCC | |
| **MV90** | 92 | CCC | |
| **MV91** | 92 | CCC | |
| **MV92** | 92 | CCC | |
| **MV93** | 92 | CCC | |
| **MV94** | 92 | CCC | |
| **MV95** | 92 | CCC | |
| **MV96** | 93 | CCC | |
| **MV97** | 93 | CCC | |
| **MV98** | 93 | CCC | |
| **MV99** | 93 | CCC | |
| **MW32** | 161 | | 0.03 |
| **MW51** | 161 | | 0.02 |
| **MW52** | 161 | | 0.04 |
| **MW67** | 202-266-267 | | 0.05 |
| | 268-272 | | |
| **MW73** | 111 | | 0.02 |
| **MW74** | 111 | | 0.01 |
| **MW75** | 111 | | 0.01 |
| **MW76** | 111 | | 0.01 |
| **MW77** | 154 | | 0.02 |
| **MW78** | 76-154 | | 0.01 |
| **MW79** | 154 | | 0.01 |
| **MW81** | 199 | | 0.06 |
| **MW83** | 600 | | 0.17 |
| **MW84** | 600 | | 0.06 |
| **MW85** | 600 | | 0.06 |
| **MW86** | 600 | | 0.06 |
| **MW87** | 600 | | |
| **MW88** | 600 | | 0.37 |
| **MW89** | 600 | | |
| **MW90** | 600 | | |
| **MW91** | 600 | | |
| **MWA3** | 199 | | 0.03 |
| **MWA4** | 199 | | |
| **MWA7** | 272 | CCC | 4.50 |
| **MWA8** | 272 | CCC | 4.50 |
| **MWB3** | 272 | | 0.32 |
| **MWB4** | 202-266-267 | | 0.56 |
| | 268-272 | | |
| **MWB5** | 272 | | |
| **MWB6** | 272 | | 0.36 |
| **MWB7** | 266-272 | | 0.25 |
| **MWB9** | 273 | CCC | 5.00 |
| **MWC0** | 273 | CCC | 5.00 |
| **MWC3** | 273 | CCC | 5.20 |
| **MWC4** | 273 | CCC | 5.20 |
| **MWC9** | 273 | | 0.34 |
| **MWD6** | 194-202 | | |
| **MWF6** | 111 | | |
| **MWF7** | 313 | | 0.13 |
| **MWF8** | 313 | | 0.32 |
| **MWF9** | 313 | | 0.12 |
| **MWG0** | 313 | | 0.09 |
| **MWG1** | 314-315 | | 0.61 |
| **MWG2** | 314-315 | | 0.01 |
| **MWG5** | 262 | | 0.52 |
| **MWG6** | 262 | | 0.06 |
| **MWG7** | 262 | | 0.01 |
| **MWG8** | 262 | | 0.25 |
| **MWH6** | 266-267-268 | | 0.34 |
| **MWJ4** | 317 | | |
| **MWJ5** | 317 | | |
| **MWJ6** | 317 | | |
| **MWJ8** | 317 | | 0.02 |
| **MWJ9** | 317 | | 0.03 |
| **MWK0** | 317 | | |
| **MWK1** | 317 | | |
| **MWK2** | 317 | | |
| **MWK3** | 317 | | |
| **MWK4** | 317-501-576 | | 0.32 |
| | 651-655-659 | | |
| **MWK5** | 317-501-576 | | 0.33 |
| | 651-655-659 | | |
| **MWK6** | 600 | | 0.01 |
| **MWL3** | 158 | | 0.05 |
| **MWL5** | 159 | | 0.05 |
| **MWL9** | 158 | | |
| **MWM1** | 159 | | 0.05 |
| **MWM2** | 266-267-268 | | 0.56 |
| **MWM6** | 189-199 | | |
| **MWN5** | 194-202 | | 0.04 |
| **MWN6** | 154-194 | | 0.02 |
| **MWN7** | 194 | | 0.25 |
| **MWN8** | 194 | | 0.34 |
| **MWP3** | 313-317-477 | | 0.18 |
| | 481-501-576 | | |
| | 651-655-659 | | |
| **MWP4** | 107 | | |
| **MWP5** | 107 | | |
| **MWP6** | 266-267-268 | | 0.21 |
| **MWP7** | 266-267-268 | | 0.22 |
| **MWQ8** | 107 | | |
| **MWQ9** | 107 | | |
| **MWR0** | 107 | | 0.02 |
| **MWR1** | 107 | | 0.01 |
| **MWR2** | 107 | | |
| **MWR3** | 135 | | |
| **MWR4** | 135 | | |
| **MWR5** | 313 | | |
| **MWR6** | 313 | | |
| **MWR7** | 313 | | |
| **MWR8** | 313 | | |
| **MWW4** | 225 | | 0.50 |
| **MWW5** | 225 | | 0.40 |
| **MWW6** | 225-227 | | 0.08 |
| **MWW7** | 202-225-227 | | 0.11 |
| **MWW8** | 225-227 | | 0.02 |
| **MWW9** | 225-227 | | 0.03 |
| **MWY3** | 189-194 | | 0.07 |
| | 199-205 | | |
| **MWY4** | 194 | | 0.05 |
| **MWY5** | 194 | | 0.07 |
| **MWY6** | 194 | | 0.05 |
| **MWY7** | 194 | | 0.07 |
| **MWY8** | 189-194 | | 0.01 |
| **MWY9** | 189-194 | | 0.03 |
| **MX21** | 194 | | |
| **MX22** | 194 | | |
| **MX23** | 194 | | |
| **MX24** | 194 | | |
| **MX25** | 194 | | |
| **MX26** | 194 | | |
| **MX27** | 194 | | |
| **MX28** | 194 | | |
| **MX29** | 194 | | |
| **MX30** | 194 | | |
| **MX31** | 194 | | |
| **MX32** | 194 | | |
| **MX36** | 313 | | 0.71 |
| **MX48** | 543-591 | | |
| **MX49** | 239-242 | | 1.40 |
| **MX50** | 239-242 | | 1.60 |
| **MX60** | 127-135 | | 0.07 |
| **MX61** | 127 | | 0.07 |
| **MX66** | 225-227 | | 0.03 |
| **MX67** | 313-651 | | 0.65 |
| | 655-659 | | |
| **MX70** | 246 | | 0.07 |
| **MX71** | 246 | | 0.13 |
| **MX72** | 246 | | 0.60 |
| **MX73** | 246 | | 0.08 |
| **MX80** | 86-262 | | 0.11 |
| **MX81** | 86-262 | | 0.07 |
| **MX90** | 173-189 | | |
| | 194-205 | | |
| **MX91** | 173-205 | | |
| **MX92** | 173-189 | | |
| | 194-205 | | |
| **MX93** | 173-189 | | |
| | 194-205 | | |
| **MXA6** | 173-189 | | |
| | 194-205 | | |
| **MXA7** | 173-189 | | |
| | 194-205 | | |
| **MXA8** | 173-189 | | |
| | 194-205 | | |
| **MXB4** | 199 | | |
| **MXB7** | 173 | | |
| **MXB8** | 173 | | |
| **MXB9** | 173 | | |
| **MXC0** | 173 | | |
| **MXC1** | 173 | | |
| **MXC2** | 173 | | |
| **MXD8** | 173-199 | | |
| **MXD9** | 173 | | |
| **MXE0** | 173 | | |
| **MXF0** | 173 | | |
| **MXF1** | 173 | | |
| **MXF2** | 173 | | |
| **MXF3** | 173 | | |
| **MXF4** | 173 | | |
| **MXF5** | 173 | | |
| **MXF6** | 173 | | |
| **MXF7** | 173 | | |
| **MXF8** | 173 | | |
| **MXF9** | 61-144-511 | | 0.11 |
| | 605-673 | | |
| **MXG3** | 214-220 | | 0.02 |
| **MXG4** | 214-220 | | 0.02 |
| **MXG5** | 214-220 | | 0.02 |
| **MXG6** | 127-131-135 | | |
| **MXH9** | 185 | | |
| **MXI0** | 185 | | |
| **MXI1** | 185 | | |
| **MXI2** | 185 | | |
| **MXI3** | 185 | | |
| **MXI4** | 185 | | |
| **MXI7** | 320 | | |
| **MXI8** | 320 | | |
| **MXI9** | 320 | | |
| **MXJ0** | 178 | CCC | |
| **MXJ2** | 178 | | |
| **MXJ3** | 86 | | |
| **MXJ4** | 85 | | |
| **MXJ5** | 85 | | |
| **MXJ6** | 85 | | |
| **MXJ7** | 85 | | |
| **MXJ8** | 85 | | |
| **MXJ9** | 85 | | |
| **MXK0** | 85 | | |
| **MXK1** | 85 | | |
| **MXK2** | 85 | | |
| **MXK3** | 314 | | |
| **MXK4** | 314 | | |
| **MXK5** | 314 | | |
| **MXK6** | 314 | | |
| **MXK7** | 314 | | |
| **MXK8** | 314 | | |
| **MXK9** | 314 | | |
| **MXL0** | 314 | | |
| **MXL1** | 314 | | |
| **MXL2** | 314 | | |
| **MXL3** | 314 | | |
| **MXL4** | 314 | | |
| **MXL5** | 314 | | |
| **MXL6** | 314 | | |
| **MXL7** | 314 | | |
| **MXL8** | 314 | | |
| **MXL9** | 314 | | |
| **MXM0** | 314 | | |
| **MXM1** | 314 | | |
| **MXM2** | 314 | | |
| **MXM3** | 314 | | |
| **MXM4** | 309-314-315 | | |
| **MXM5** | 314 | | |
| **MXM7** | 266 | CCC | |
| **MXM8** | 266 | CCC | |
| **MXM9** | 266 | CCC | |
| **MXN0** | 266 | CCC | |
| **MXN1** | 266 | CCC | |
| **MXN2** | 266 | CCC | |
| **MXN3** | 266 | CCC | |
| **MXN4** | 266 | CCC | |
| **MXN5** | 85 | | |
| **MXN6** | 85 | | |
| **MXN8** | 314 | | |
| **MXP6** | 314 | | |
| **MXP7** | 65 | | |
| **MXP8** | 65 | | |
| **MXP9** | 65 | | |
| **MXQ0** | 178 | | |
| **MXQ1** | 178 | | |
| **MXQ2** | 314 | | |
| **MXQ3** | 315 | | |
| **MXQ4** | 315 | | |
| **MXQ5** | 315 | | |
| **MXQ6** | 315 | | |
| **MXQ7** | 315 | | |
| **MXQ8** | 315 | | |
| **MXQ9** | 315 | | |
| **MXR0** | 315 | | |
| **MXR1** | 309 | | |
| **MXR2** | 309 | | |
| **MXR3** | 309 | | |
| **MXR4** | 309 | | |
| **MXR5** | 309 | | |
| **MXR6** | 309 | | |
| **MXR7** | 309 | | |
| **MXR8** | 309 | | |
| **MXR9** | 309 | | |
| **MXS0** | 309 | | |
| **MXS1** | 309 | | |
| **MXS2** | 309 | | |
| **MXS3** | 309 | | |
| **MXS4** | 295 | | |
| **MXS5** | 295 | | |
| **MXS6** | 295 | | |
| **MXS7** | 295 | | |
| **MXS8** | 295 | | |
| **MXS9** | 295 | | |
| **MXT0** | 295 | | |
| **MXT3** | 320 | | |
| **MXT4** | 320 | | |
| **MXT5** | 320 | | |
| **MXT6** | 320 | | |
| **MXT7** | 208 | | |
| **MXT8** | 208 | | |
| **MXT9** | 208 | | |
| **MXU0** | 208 | | |
| **MXU1** | 208 | | |
| **MXU2** | 208 | | |
| **MXU3** | 208 | | |
| **MXU4** | 208 | | |
| **MXU5** | 208 | | |
| **MXU6** | 208 | | |
| **MXU7** | 208 | | |
| **MXU8** | 208 | | |
| **MXU9** | 208 | | |
| **MXV0** | 208 | | |
| **MXV1** | 189-194-205 | | |
| **MXV2** | 189-194-205 | | |
| **MXV3** | 189-194-205 | | |
| **MXV4** | 189-194-205 | | |
| **MXV5** | 267 | | |
| **MXV6** | 189-194-205 | | |
| **MXV7** | 213 | | |
| **MXV8** | 213 | | |
| **MXV9** | 213 | | |
| **MXW0** | 213 | | |
| **MXW1** | 242 | | |
| **MXW2** | 242 | | |
| **MXW3** | 189-194 | | |
| **MXW5** | 173 | | |
| **MXW6** | 173 | | |
| **MXW7** | 173 | | |
| **MXW8** | 173 | | |
| **MXW9** | 225 | | |
| **MXX2** | 202-225-227 | | |
| **MXX3** | 225 | | |
| **MXX4** | 225 | | |
| **MXX5** | 225 | | |
| **MXX6** | 225 | | |
| **MXX7** | 225 | | |
| **MXX8** | 225 | | |
| **MXX9** | 225 | | |
| **MXY0** | 225 | | |
| **MXY1** | 225 | | |
| **MXY2** | 202-227 | | |
| **MXY3** | 225 | | |
| **MXY4** | 225 | | |
| **MXY5** | 202-227 | | |
| **MXY6** | 227 | | |
| **MXY7** | 227 | | |
| **MXY8** | 227 | | |
| **MXY9** | 227 | | |
| **MXZ0** | 227 | | |
| **MXZ1** | 227 | | |
| **MXZ2** | 173-175-185 | | |
| | 189-194-205 | | |
| | 208-213 | | |
| **MXZ3** | 173-175-185 | | |
| | 189-194-205 | | |
| | 208-213 | | |
| **MXZ4** | 225-227 | | |
| **MXZ5** | 173-175-185 | | |
| | 189-194-199 | | |
| | 202-205-208 | | |
| | 213-220 | | |
| **MY00** | 225-227 | | |
| **MY02** | 537 | | |
| **MY03** | 144 | | |
| **MY04** | 144 | | |
| **MY05** | 144 | | |
| **MY06** | 144 | | |
| **MY07** | 144-147 | | |
| **MY08** | 144-147 | | |
| **MY09** | 144-147 | | |
| **MY10** | 144-147 | | |
| **MY11** | 144-147 | | |
| **MY12** | 144-147 | | |
| **MY13** | 144-147 | | |
| **MY14** | 76-144-147 | | |
| **MY15** | 144 | | |

# Code/page reference


| code | page | CCC weight kg |
|---|---|---|
| **MY16** | 147 | |
| **MY17** | 144 | |
| **MY18** | 144-147 | |
| | 149-154 | |
| **MY19** | 144-147 | |
| | 149-154 | |
| **MY20** | 144-147 | |
| | 149-154 | |
| **MY21** | 144-147 | |
| | 149-154 | |
| **MY22** | 144-147 | |
| **MY23** | 144-147 | |
| **MY24** | 144-147 | |
| **MY25** | 144-147 | |
| **MY26** | 144 | |
| **MY27** | 147 | |
| **MY28** | 144 | |
| **MY30** | 202-227 | |
| **MY31** | 202-227 | |
| **MY32** | 242 | |
| **MY33** | 242 | |
| **MY34** | 173-189-194 | |
| | 202-205 | |
| **MY35** | 173-189-194 | |
| | 202-205 | |
| **MY36** | 144-147 | |
| **MY37** | 144-147 | |
| | 149-154 | |
| **MY38** | 154 | |
| **MY39** | 76 | |
| **MY40** | 76 | |
| **MY42** | 76 | |
| **MY45** | 202 | |
| **MY46** | 154 | |
| **MY51** | 202 | |
| **MY52** | 202 | |
| **MY53** | 537 | |
| **MY54** | 537 | |
| **MY55** | 537 | |
| **MY56** | 537 | |
| **MY57** | 537 | |
| **MY58** | 537-538 | |
| **MY59** | 537-538 | |
| **MY60** | 537-538 | |
| **MY61** | 537-538 | |
| **MY62** | 537-538 | |
| **MY63** | 538 | |
| **MY64** | 538 | |
| **MY65** | 538 | |
| **MY66** | 538 | |
| **MY67** | 538 | |
| **MY68** | 538 | |
| **MY69** | 385 | |
| **MY70** | 384 | |
| **MY71** | 384 | |
| **MY72** | 384 | |
| **MY73** | 164-165 | |
| **MY74** | 164-165 | |
| **MY75** | 164-165 | |
| **MY76** | 164-165 | |
| **MY77** | 164-165 | |
| **MY78** | 164-165 | |
| **MY83** | 144 | |
| **MY84** | 144 | |
| **MY85** | 202 | |
| **MY86** | 202 | |
| **MY87** | 202 | |
| **MY88** | 202 | |
| **MY89** | 202 | |
| **MY90** | 173-189-194 | |
| | 202-205 | |
| **MY91** | 173-189-194 | |
| | 202-205 | |
| **MY92** | 383-425 | |
| **N000** | 93 | ® |
| **N001** | 93 | ® |
| **N002** | 93 | ® |
| **N003** | 93 | ® |
| **N004** | 93 | ® |
| **N005** | 93 | ® |
| **N006** | 94 | ® |
| **N007** | 94 | ® |
| **N008** | 94 | ® |
| **N009** | 94 | ® |
| **N010** | 94 | ® |
| **N011** | 94 | ® |
| **N012** | 94 | ® |
| **N013** | 94 | ® |
| **N014** | 94 | ® |
| **N015** | 94 | ® |
| **N016** | 95 | ® |
| **N017** | 95 | ® |
| **N018** | 95 | ® |
| **N019** | 95 | ® |
| **N020** | 95 | ® |
| **N021** | 95 | ® |
| **N022** | 95 | ® |
| **N023** | 95 | ® |
| **N024** | 95 | ® |
| **N025** | 101 | ® |
| **N026** | 101 | ® |
| **N027** | 101 | ® |
| **N028** | 101 | ® |
| **N029** | 101 | ® |
| **N030** | 101 | ® |
| **N031** | 101 | ® |
| **N032** | 101 | ® |
| **N033** | 101 | ® |
| **N034** | 101 | ® |
| **N035** | 101 | ® |
| **N036** | 101 | ® |
| **N037** | 101 | ® |
| **N038** | 101 | ® |
| **N039** | 101 | ® |
| **N040** | 101 | ® |
| **N041** | 101 | ® |
| **N042** | 101 | ® |
| **N043** | 102 | ® |
| **N044** | 102 | ® |
| **N045** | 102 | ® |
| **N046** | 102 | ® |
| **N047** | 102 | ® |
| **N048** | 102 | ® |
| **N049** | 102 | ® |
| **N050** | 102 | ® |
| **N051** | 102 | ® |
| **N052** | 102 | ® |
| **N053** | 102 | ® |
| **N054** | 102 | ® |
| **N055** | 102 | ® |
| **N056** | 102 | ® |
| **N057** | 102 | ® |
| **N058** | 102 | ® |
| **N059** | 102 | ® |
| **N060** | 102 | ® |
| **N061** | 102 | ® |
| **N062** | 102 | ® |
| **N063** | 101 | ® |
| **N064** | 101 | ® |
| **N065** | 101 | ® |
| **N066** | 101 | ® |
| **N067** | 101 | ® |
| **N068** | 101 | ® |
| **N069** | 101 | ® |
| **N070** | 101 | ® |
| **N071** | 101 | ® |
| **N072** | 101 | ® |
| **N073** | 101 | ® |
| **N074** | 101 | ® |
| **N075** | 101 | ® |
| **N076** | 101 | ® |
| **N077** | 101 | ® |
| **N078** | 101 | ® |
| **N079** | 101 | ® |
| **N080** | 101 | ® |
| **N081** | 102 | ® |
| **N082** | 102 | ® |
| **N083** | 102 | ® |
| **N084** | 102 | ® |
| **N085** | 102 | ® |
| **N086** | 102 | ® |
| **N087** | 102 | ® |
| **N088** | 102 | ® |
| **N089** | 102 | ® |
| **N090** | 102 | ® |
| **N091** | 102 | ® |
| **N092** | 102 | ® |
| **N093** | 102 | ® |
| **N094** | 102 | ® |
| **N095** | 102 | ® |
| **N096** | 102 | ® |
| **N097** | 102 | ® |
| **N098** | 102 | ® |
| **N099** | 102 | ® |
| **N100** | 102 | ® |
| **N101** | 103 | ® |
| **N102** | 103 | ® |
| **N103** | 103 | ® |
| **N104** | 103 | ® |
| **N105** | 103 | ® |
| **N106** | 103 | ® |
| **N107** | 103 | ® |
| **N108** | 103 | ® |
| **N109** | 103 | ® |
| **N110** | 103 | ® |
| **N111** | 97 | ® |
| **N112** | 97 | ® |
| **N113** | 97 | ® |
| **N114** | 97 | ® |
| **N115** | 97 | ® |
| **N116** | 98 | ® |
| **N117** | 98 | ® |
| **N118** | 98 | ® |
| **N119** | 98 | ® |
| **N120** | 98 | ® |
| **N121** | 97 | ® |
| **N122** | 97 | ® |
| **N123** | 97 | ® |
| **N124** | 97 | ® |
| **N125** | 97 | ® |
| **N126** | 97 | ® |
| **N127** | 97 | ® |
| **N128** | 97 | ® |
| **N129** | 97 | ® |
| **N130** | 97 | ® |
| **N131** | 98 | ® |
| **N132** | 98 | ® |
| **N133** | 98 | ® |
| **N134** | 98 | ® |
| **N135** | 98 | ® |
| **N136** | 98 | ® |
| **N137** | 73 | ® |
| **N138** | 73 | ® |
| **N139** | 73 | ® |
| **N140** | 73 | ® |
| **N141** | 73 | ® |
| **N142** | 73 | ® |
| **N143** | 73 | ® |
| **N144** | 73 | ® |
| **N145** | 73 | ® |
| **N146** | 73 | ® |
| **N147** | 73 | ® |
| **N148** | 73 | ® |
| **N149** | 73 | ® |
| **N150** | 73 | ® |
| **N151** | 73 | ® |
| **N152** | 73 | ® |
| **N153** | 73 | ® |
| **N154** | 73 | ® |
| **N155** | 73 | ® |
| **N156** | 73 | ® |
| **N157** | 73 | ® |
| **N158** | 73 | ® |
| **N159** | 73 | ® |
| **N160** | 73 | ® |
| **N161** | 73 | ® |
| **N162** | 73 | ® |
| **N163** | 73 | ® |
| **N164** | 73 | ® |
| **N165** | 73 | ® |
| **N166** | 73 | ® |
| **N167** | 73 | ® |
| **N168** | 73 | ® |
| **N169** | 73 | ® |
| **N170** | 73 | ® |
| **N171** | 73 | ® |
| **N172** | 73 | ® |
| **N173** | 313 | |
| **N174** | 313 | |
| **N175** | 313 | |
| **N176** | 313 | |
| **N177** | 313 | |
| **N178** | 313 | |
| **N179** | 313 | |
| **N180** | 205 | ® |
| **N181** | 205 | ® |
| **N182** | 205 | ® |
| **N183** | 205 | ® |
| **N184** | 205 | ® |
| **N185** | 205 | ® |
| **N186** | 205 | ® |
| **N187** | 205 | ® |
| **N188** | 205 | ® |
| **N189** | 205 | ® |
| **N190** | 205 | ® |
| **N191** | 205 | ® |
| **N192** | 205 | ® |
| **N193** | 205 | ® |
| **N194** | 205 | ® |
| **N195** | 205 | ® |
| **N196** | 205 | ® |
| **N197** | 205 | ® |
| **N198** | 205 | ® |
| **N199** | 313 | ® |
| **N200** | 205 | ® |
| **N201** | 205 | ® |
| **N202** | 205 | ® |
| **N203** | 313 | ® |
| **N204** | 205 | ® |
| **N205** | 205 | ® |
| **N206** | 205 | ® |
| **N208** | 172 | ® |
| **N210** | 172 | ® |
| **N212** | 172 | ® |
| **N214** | 93 | ® |
| **N215** | 93 | ® |
| **N216** | 93 | ® |
| **N217** | 93 | ® |
| **N218** | 93 | ® |
| **N219** | 93 | ® |
| **N220** | 93 | ® |
| **N221** | 93 | ® |
| **N222** | 93 | ® |
| **N223** | 93 | ® |
| **N224** | 95 | ® |
| **N225** | 95 | ® |
| **N226** | 95 | ® |
| **N227** | 95 | ® |
| **N228** | 95 | ® |
| **N229** | 93 | ® |
| **N230** | 93 | ® |
| **N231** | 93 | ® |
| **N232** | 93 | ® |
| **N233** | 93 | ® |
| **N234** | 93 | ® |
| **N235** | 93 | ® |
| **N236** | 93 | ® |
| **N237** | 93 | ® |
| **N238** | 93 | ® |
| **N239** | 97 | ® |
| **N240** | 97 | ® |
| **N241** | 97 | ® |
| **N242** | 97 | ® |
| **N243** | 97 | ® |
| **N244** | 97 | ® |
| **N245** | 97 | ® |
| **N246** | 97 | ® |
| **N247** | 97 | ® |
| **N248** | 97 | ® |
| **N249** | 238 | ® |
| **N250** | 238 | ® |
| **N251** | 238 | ® |
| **N252** | 238 | ® |
| **N253** | 239 | ® |
| **N254** | 239 | ® |
| **N255** | 239 | ® |
| **N256** | 239 | ® |
| **N257** | 238 | ® |
| **N258** | 238 | ® |
| **N259** | 238 | ® |
| **N260** | 238 | ® |
| **N261** | 238 | ® |
| **N262** | 238 | ® |
| **N263** | 238 | ® |
| **N264** | 238 | ® |
| **N265** | 239 | ® |
| **N266** | 239 | ® |
| **N267** | 239 | ® |
| **N268** | 239 | ® |
| **N269** | 239 | ® |
| **N270** | 239 | ® |
| **N271** | 239 | ® |
| **N272** | 239 | ® |
| **N273** | 193 | ® |
| **N274** | 193 | ® |
| **N275** | 193 | ® |
| **N276** | 193 | ® |
| **N277** | 193 | ® |
| **N278** | 193 | ® |
| **N279** | 193 | ® |
| **N280** | 193 | ® |
| **N281** | 193 | ® |
| **N282** | 193 | ® |
| **N283** | 193 | ® |
| **N284** | 193 | ® |
| **N285** | 192 | ® |
| **N286** | 192 | ® |
| **N287** | 192 | ® |
| **N288** | 192 | ® |
| **N289** | 192 | ® |
| **N290** | 192 | ® |
| **N291** | 192 | ® |
| **N292** | 192 | ® |
| **N293** | 192 | ® |
| **N294** | 205 | ® |
| **N295** | 205 | ® |
| **N308** | 280 | ® |
| **N309** | 280 | ® |
| **N310** | 280 | ® |
| **N311** | 280 | ® |
| **N327** | 65 | ® |
| **N328** | 65 | ® |
| **N329** | 65 | ® |
| **N330** | 65 | ® |
| **N331** | 65 | ® |
| **N332** | 65 | ® |
| **N333** | 65 | ® |
| **N334** | 65 | ® |
| **N335** | 208 | ® |
| **N336** | 208 | ® |
| **N337** | 208 | ® |
| **N338** | 208 | ® |
| **N339** | 208 | ® |
| **N340** | 208 | ® |
| **N341** | 208 | ® |
| **N342** | 208 | ® |
| **N343** | 208 | ® |
| **N344** | 208 | ® |
| **N345** | 208 | ® |
| **N346** | 208 | ® |
| **N347** | 214 | ® |
| **N348** | 214 | ® |
| **N349** | 214 | ® |
| **N350** | 214 | ® |
| **N351** | 201 | ® |

# Code/page reference


| code | page | CCC | weight kg |
|---|---|---|---|
| **N352** | 201 | CC | |
| **N353** | 201 | CC | |
| **N354** | 201 | CC | |
| **N355** | 201 | CC | |
| **N356** | 201 | CC | |
| **N357** | 268 | | |
| **N358** | 268 | | |
| **N359** | 268 | | |
| **N360** | 268 | | |
| **N361** | 268 | | |
| **N362** | 268 | | |
| **N363** | 268 | | |
| **N364** | 268 | | |
| **N365** | 268 | | |
| **N366** | 268 | | |
| **N367** | 268 | CC | |
| **N368** | 268 | CC | |
| **N369** | 268 | CC | |
| **N370** | 268 | CC | |
| **N371** | 268 | CC | |
| **N372** | 268 | CC | |
| **N373** | 268 | CC | |
| **N374** | 268 | CC | |
| **N375** | 133 | | |
| **N376** | 133 | | |
| **N377** | 133 | | |
| **N378** | 133 | | |
| **N379** | 133 | | |
| **N380** | 133 | | |
| **N381** | 134 | | |
| **N382** | 134 | | |
| **N383** | 134 | | |
| **N384** | 134 | | |
| **N385** | 134 | | |
| **N386** | 134 | | |
| **N387** | 134 | | |
| **N388** | 134 | | |
| **N389** | 134 | | |
| **N390** | 134 | | |
| **N391** | 134 | | |
| **N392** | 134 | | |
| **N933** | 86 | CC | |
| **N934** | 86 | CC | |
| **N935** | 86 | CC | |
| **N936** | 86 | CC | |
| **N937** | 86 | CC | |
| **N938** | 86 | CC | |
| **N939** | 86 | CC | |
| **N940** | 86 | CC | |
| **N963** | 267 | | |
| **N964** | 267 | | |
| **N965** | 267 | | |
| **N966** | 267 | | |
| **N967** | 267 | | |
| **N968** | 267 | | |
| **N969** | 267 | | |
| **N970** | 267 | | |
| **N971** | 267 | | |
| **N972** | 267 | | |
| **N973** | 267 | | |
| **N974** | 267 | | |
| **N975** | 267 | CC | |
| **N976** | 267 | CC | |
| **N977** | 267 | CC | |
| **N978** | 267 | CC | |
| **N979** | 267 | CC | |
| **N980** | 267 | CC | |
| **N981** | 267 | CC | |
| **N982** | 267 | CC | |
| **N983** | 212 | CC | |
| **N984** | 212 | CC | |
| **N988** | 213 | CC | |
| **N989** | 213 | CC | |
| **N990** | 213 | CC | |
| **N991** | 213 | CC | |
| **N992** | 213 | CC | |
| **N993** | 213 | CC | |
| **N994** | 212 | CC | |
| **N995** | 212 | CC | |
| **N996** | 212 | CC | |
| **NM01** | 84 | | |
| **NM02** | 84 | | |
| **NM03** | 84 | | |
| **NM04** | 84 | | |
| **P000** | 212 | CC | |
| **P002** | 212 | CC | |
| **P003** | 212 | CC | |
| **P007** | 212 | CC | |
| **P008** | 212 | CC | |
| **P009** | 212 | CC | |
| **P013** | 213 | CC | |
| **P014** | 213 | CC | |
| **P015** | 275 | | |
| **P016** | 275 | | |
| **P017** | 275 | | |
| **P018** | 275 | | |
| **P019** | 212 | CC | |
| **P021** | 212 | CC | |
| **P022** | 212 | CC | |
| **P026** | 212 | CC | |
| **P027** | 212 | CC | |
| **P028** | 212 | CC | |
| **P033** | 188 | CC | |
| **P034** | 188 | CC | |
| **P035** | 188 | CC | |
| **P036** | 188 | CC | |
| **P037** | 188 | CC | |
| **P038** | 188 | CC | |
| **P039** | 188 | CC | |
| **P040** | 188 | CC | |
| **P041** | 188 | CC | |
| **P042** | 188 | CC | |
| **P043** | 188 | CC | |
| **P044** | 188 | CC | |
| **P045** | 188 | CC | |
| **P046** | 188 | CC | |
| **P047** | 188 | CC | |
| **P048** | 188 | CC | |
| **P049** | 188 | CC | |
| **P050** | 188 | CC | |
| **P051** | 188 | CC | |
| **P052** | 188 | CC | |
| **P053** | 188 | CC | |
| **P054** | 188 | CC | |
| **P055** | 188 | CC | |
| **P056** | 188 | CC | |
| **P057** | 188 | CC | |
| **P058** | 188 | CC | |
| **P059** | 188 | CC | |
| **P060** | 189 | CC | |
| **P061** | 189 | CC | |
| **P062** | 189 | CC | |
| **P063** | 189 | CC | |
| **P064** | 189 | CC | |
| **P065** | 189 | CC | |
| **P066** | 189 | CC | |
| **P067** | 189 | CC | |
| **P068** | 189 | CC | |
| **P069** | 189 | CC | |
| **P070** | 189 | CC | |
| **P071** | 189 | CC | |
| **P072** | 189 | CC | |
| **P073** | 189 | CC | |
| **P074** | 189 | CC | |
| **P075** | 189 | CC | |
| **P076** | 189 | CC | |
| **P077** | 189 | CC | |
| **P078** | 189 | CC | |
| **P079** | 189 | CC | |
| **P080** | 189 | CC | |
| **P081** | 189 | CC | |
| **P082** | 189 | CC | |
| **P083** | 189 | CC | |
| **P084** | 189 | CC | |
| **P085** | 189 | CC | |
| **P086** | 189 | CC | |
| **P087** | 192 | CC | |
| **P088** | 192 | CC | |
| **P089** | 192 | CC | |
| **P090** | 192 | CC | |
| **P091** | 192 | CC | |
| **P092** | 192 | CC | |
| **P093** | 193 | CC | |
| **P094** | 193 | CC | |
| **P095** | 193 | CC | |
| **P096** | 193 | CC | |
| **P097** | 193 | CC | |
| **P098** | 193 | CC | |
| **P099** | 188 | CC | |
| **P100** | 188 | CC | |
| **P128** | 212 | CC | |
| **P129** | 60 | CC | |
| **P130** | 60 | CC | |
| **P131** | 60 | CC | |
| **P132** | 61 | CC | |
| **P133** | 61 | CC | |
| **P134** | 61 | CC | |
| **P135** | 61 | CC | |
| **P136** | 61 | CC | |
| **P137** | 60 | CC | |
| **P138** | 60 | CC | |
| **P139** | 60 | CC | |
| **P140** | 61 | CC | |
| **P141** | 61 | CC | |
| **P142** | 61 | CC | |
| **P143** | 61 | CC | |
| **P144** | 61 | CC | |
| **P145** | 61 | CC | |
| **P146** | 65 | CC | |
| **P147** | 65 | CC | |
| **P148** | 65 | CC | |
| **P149** | 65 | CC | |
| **P150** | 65 | CC | |
| **P151** | 65 | CC | |
| **P152** | 65 | CC | |
| **P153** | 65 | CC | |
| **P172** | 240 | | |
| **P173** | 240 | | |
| **P174** | 240 | | |
| **P175** | 240 | | |
| **P176** | 240 | | |
| **P177** | 240 | | |
| **P178** | 242 | | |
| **P179** | 242 | | |
| **P180** | 242 | | |
| **P181** | 61 | | |
| **P182** | 60 | CC | |
| **P183** | 60 | CC | |
| **P184** | 61 | CC | |
| **P185** | 61 | CC | |
| **P186** | 61 | CC | |
| **P187** | 61 | CC | |
| **P188** | 60 | CC | |
| **P189** | 60 | CC | |
| **P190** | 61 | CC | |
| **P191** | 61 | CC | |
| **P192** | 61 | CC | |
| **P193** | 61 | CC | |
| **P194** | 65 | CC | |
| **P195** | 65 | CC | |
| **P196** | 65 | CC | |
| **P197** | 65 | CC | |
| **P198** | 65 | CC | |
| **P199** | 65 | CC | |
| **P200** | 275 | | |
| **P201** | 275 | | |
| **P203** | 172 | CC | |
| **P204** | 172 | CC | |
| **P205** | 172 | CC | |
| **P206** | 172 | CC | |
| **P207** | 172 | CC | |
| **P208** | 172 | CC | |
| **P209** | 172 | CC | |
| **P210** | 172 | CC | |
| **P211** | 175 | CC | |
| **P212** | 175 | CC | |
| **P223** | 242 | | |
| **P224** | 172 | | |
| **P225** | 172 | | |
| **P226** | 172 | | |
| **P227** | 172 | | |
| **P232** | 172 | | |
| **P233** | 172 | | |
| **P234** | 172 | | |
| **P235** | 172 | | |
| **P236** | 172 | | |
| **P237** | 172 | | |
| **P238** | 172 | | |
| **P242** | 172 | | |
| **P243** | 172 | | |
| **P244** | 172 | | |
| **P245** | 175 | | |
| **P247** | 175 | | |
| **P248** | 175 | | |
| **P250** | 175 | | |
| **P251** | 178 | | |
| **P252** | 178 | | |
| **P253** | 182 | | |
| **P254** | 182 | | |
| **P255** | 182 | | |
| **P256** | 182 | | |
| **P257** | 182 | | |
| **P258** | 182 | | |
| **P259** | 182 | | |
| **P260** | 182 | | |
| **P261** | 182 | | |
| **P262** | 182 | | |
| **P263** | 182 | | |
| **P264** | 182 | | |
| **P265** | 182 | | |
| **P266** | 182 | | |
| **P267** | 182 | | |
| **P268** | 182 | | |
| **P269** | 182 | | |
| **P270** | 182 | | |
| **P271** | 198 | | |
| **P272** | 198 | | |
| **P273** | 198 | | |
| **P274** | 198 | | |
| **P275** | 198 | | |
| **P276** | 198 | | |
| **P277** | 198 | | |
| **P278** | 198 | | |
| **P279** | 198 | | |
| **P280** | 198 | | |
| **P281** | 198 | | |
| **P282** | 198 | | |
| **P283** | 198 | | |
| **P284** | 198 | | |
| **P285** | 198 | | |
| **P286** | 198 | | |
| **P287** | 198 | | |
| **P288** | 198 | | |
| **P289** | 225 | | |
| **P290** | 225 | | |
| **P291** | 225 | | |
| **P292** | 225 | | |
| **P293** | 202-227 | | |
| **P294** | 202-227 | | |
| **P295** | 202-227 | | |
| **P296** | 227 | | |
| **P297** | 275 | | |
| **P298** | 275 | | |
| **P299** | 275 | | |
| **P300** | 275 | | |
| **P301** | 275 | | |
| **P302** | 275 | | |
| **P303** | 141 | | |
| **P304** | 141 | | |
| **P305** | 141 | | |
| **P306** | 141 | | |
| **P307** | 141 | | |
| **P308** | 141 | | |
| **P309** | 141 | | |
| **P310** | 141 | | |
| **P311** | 141 | | |
| **P312** | 141 | | |
| **P313** | 141 | | |
| **P314** | 141 | | |
| **P315** | 142 | | |
| **P316** | 142 | | |
| **P317** | 142 | | |
| **P318** | 142 | | |
| **P319** | 142 | | |
| **P320** | 142 | | |
| **P321** | 142 | | |
| **P322** | 142 | | |
| **P323** | 146 | | |
| **P324** | 146 | | |
| **P325** | 146 | | |
| **P326** | 146 | | |
| **P327** | 146 | | |
| **P328** | 146 | | |
| **P329** | 142 | | |
| **P330** | 142 | | |
| **P331** | 142 | | |
| **P332** | 142 | | |
| **P333** | 142 | | |
| **P334** | 142 | | |
| **P335** | 142 | | |
| **P336** | 142 | | |
| **P337** | 142 | | |
| **P338** | 142 | | |
| **P339** | 142 | | |
| **P340** | 142 | | |
| **P341** | 143 | | |
| **P342** | 143 | | |
| **P343** | 143 | | |
| **P344** | 143 | | |
| **P345** | 143 | | |
| **P346** | 143 | | |
| **P347** | 143 | | |
| **P348** | 143 | | |
| **P349** | 143 | | |
| **P350** | 143 | | |
| **P351** | 143 | | |
| **P352** | 143 | | |
| **P353** | 143 | | |
| **P354** | 147 | | |
| **P355** | 147 | | |
| **P356** | 147 | | |
| **P357** | 147 | | |
| **P358** | 147 | | |
| **P359** | 147 | | |
| **P360** | 147 | | |
| **P361** | 147 | | |
| **P362** | 147 | | |
| **P363** | 146 | | |
| **P364** | 146 | | |
| **P365** | 146 | | |
| **P366** | 146 | | |
| **P367** | 146 | | |
| **P368** | 146 | | |
| **P369** | 149 | | |
| **P370** | 149 | | |
| **P371** | 149 | | |
| **P372** | 143 | | |
| **P373** | 143 | | |
| **P374** | 143 | | |
| **P375** | 143 | | |
| **P376** | 143 | | |
| **P377** | 143 | | |
| **P378** | 146 | | |
| **P379** | 146 | | |
| **P380** | 146 | | |
| **P381** | 146 | | |
| **P382** | 146 | | |
| **P383** | 146 | | |
| **P384** | 149 | | |
| **P385** | 149 | | |
| **P386** | 149 | | |
| **P387** | 143 | | |
| **P388** | 143 | | |
| **P389** | 143 | | |
| **P390** | 143 | | |

# Code/page reference


| code | page | CCC weight kg |
|---|---|---|
| **P391** | 149 | |
| **P392** | 149 | |
| **P393** | 143 | |
| **P394** | 143 | |
| **P395** | 143 | |
| **P396** | 143 | |
| **P397** | 149 | |
| **P398** | 149 | |
| **P411** | 153 | |
| **P412** | 153 | |
| **P413** | 153 | |
| **P414** | 153 | |
| **P415** | 153 | |
| **P416** | 153 | |
| **P417** | 153 | |
| **P418** | 153 | |
| **P419** | 153 | |
| **P420** | 153 | |
| **P421** | 153 | |
| **P422** | 153 | |
| **P423** | 153 | |
| **P424** | 153 | |
| **P425** | 153 | |
| **P426** | 153 | |
| **P427** | 153 | |
| **P428** | 153 | |
| **P429** | 153 | |
| **P430** | 153 | |
| **P431** | 153 | |
| **P432** | 153 | |
| **P433** | 153 | |
| **P434** | 153 | |
| **P435** | 153 | |
| **P436** | 153 | |
| **P439** | 154 | |
| **P440** | 154 | |
| **P441** | 154 | |
| **P442** | 154 | |
| **P443** | 154 | |
| **P444** | 154 | |
| **P445** | 154 | |
| **P446** | 154 | |
| **P447** | 154 | |
| **P448** | 154 | |
| **P449** | 154 | |
| **P449** | 154 | |
| **P450** | 154 | |
| **P451** | 154 | |
| **P452** | 154 | |
| **P453** | 154 | |
| **P454** | 154 | |
| **P455** | 154 | |
| **P456** | 154 | |
| **P457** | 154 | |
| **P458** | 154 | |
| **P459** | 154 | |
| **P460** | 154 | |
| **P461** | 154 | |
| **P462** | 154 | |
| **P463** | 154 | |
| **P464** | 154 | |
| **P465** | 154 | |
| **P466** | 154 | |
| **P467** | 154 | |
| **P468** | 154 | |
| **P469** | 154 | |
| **P470** | 154 | |
| **P507** | 93 | |
| **P508** | 93 | |
| **P509** | 93 | |
| **P510** | 93 | |
| **P511** | 94 | |
| **P512** | 94 | |
| **P513** | 94 | |
| **P514** | 94 | |
| **P515** | 94 | |
| **P516** | 94 | |
| **P517** | 94 | |
| **P518** | 94 | |

| code | page | CCC weight kg |
|---|---|---|
| **P519** | 95 | |
| **P520** | 95 | |
| **P521** | 95 | |
| **P522** | 95 | |
| **P523** | 94 | |
| **P524** | 94 | |
| **P525** | 94 | |
| **P526** | 94 | |
| **P527** | 94 | |
| **P528** | 94 | |
| **P529** | 95 | |
| **P530** | 95 | |
| **P531** | 95 | |
| **P532** | 95 | |
| **P533** | 95 | |
| **P534** | 425 | |
| **P535** | 425 | |
| **P536** | 425 | |
| **P537** | 425 | |
| **P538** | 425 | |
| **P539** | 425 | |
| **P540** | 425 | |
| **P541** | 425 | |
| **P542** | 425 | |
| **P543** | 425 | |
| **P544** | 425 | |
| **P545** | 425 | |
| **P546** | 425 | |
| **P547** | 425 | |
| **P548** | 425 | |
| **P549** | 425 | |
| **P550** | 425 | |
| **P551** | 425 | |
| **P552** | 425 | |
| **P553** | 425 | |
| **P554** | 425 | |
| **P555** | 425 | |
| **P556** | 425 | |
| **P557** | 425 | |
| **P558** | 425 | |
| **P559** | 425 | |
| **P560** | 425 | |
| **P561** | 425 | |
| **P562** | 425 | |
| **P563** | 425 | |
| **P564** | 425 | |
| **P565** | 425 | |
| **P566** | 425 | |
| **P567** | 425 | |
| **P568** | 425 | |
| **P569** | 425 | |
| **P570** | 425 | |
| **P571** | 425 | |
| **P572** | 425 | |
| **P573** | 425 | |
| **P574** | 425 | |
| **P575** | 425 | |
| **P576** | 425 | |
| **P577** | 425 | |
| **P578** | 425 | |
| **P579** | 425 | |
| **P580** | 425 | |
| **P581** | 425 | |
| **P582** | 425 | |
| **P583** | 425 | |
| **P584** | 425 | |
| **P585** | 425 | |
| **P586** | 92 | |
| **P587** | 92 | |
| **P588** | 92 | |
| **P589** | 92 | |
| **P602** | 192 | |
| **P603** | 192 | |
| **P604** | 172 | |
| **P605** | 172 | |
| **P606** | 172 | |
| **P607** | 172 | |
| **P608** | 205 | |
| **P609** | 205 | |

| code | page | CCC weight kg |
|---|---|---|
| **P610** | 201 | |
| **P611** | 201 | |
| **P612** | 242 | |
| **P613** | 242 | |
| **P614** | 242 | |
| **P615** | 242 | |
| **P616** | 274 | |
| **P617** | 274 | |
| **P618** | 274 | |
| **P619** | 274 | |
| **P620** | 274 | |
| **P621** | 274 | |
| **P622** | 274 | |
| **P623** | 274 | |
| **P624** | 274 | |
| **P625** | 274 | |
| **P626** | 172 | |
| **P627** | 172 | |
| **P628** | 172 | |
| **P629** | 172 | |
| **P630** | 172 | |
| **P631** | 172 | |
| **P632** | 172 | |
| **P633** | 172 | |
| **P634** | 175 | |
| **P635** | 175 | |
| **P636** | 212 | |
| **P637** | 212 | |
| **P638** | 212 | |
| **P639** | 212 | |
| **P640** | 212 | |
| **P641** | 212 | |
| **P642** | 212 | |
| **P643** | 212 | |
| **P644** | 212 | |
| **P645** | 212 | |
| **P646** | 212 | |
| **P647** | 212 | |
| **P648** | 212 | |
| **P649** | 212 | |
| **P650** | 212 | |
| **P651** | 212 | |
| **P652** | 212 | |
| **P653** | 212 | |
| **P654** | 201 | |
| **P655** | 201 | |
| **P656** | 201 | |
| **P657** | 201 | |
| **P658** | 201 | |
| **P659** | 201 | |
| **P660** | 201 | |
| **P661** | 201 | |
| **P662** | 201 | |
| **P663** | 201 | |
| **P664** | 201 | |
| **P665** | 201 | |
| **P666** | 201 | |
| **P667** | 201 | |
| **P668** | 201 | |
| **P669** | 201 | |
| **P670** | 201 | |
| **P671** | 201 | |
| **P672** | 201 | |
| **P673** | 201 | |
| **P674** | 201 | |
| **P675** | 201 | |
| **P676** | 201 | |
| **P677** | 201 | |
| **P678** | 201 | |
| **P679** | 201 | |
| **P680** | 201 | |
| **P681** | 201 | |
| **P682** | 201 | |
| **P683** | 201 | |
| **P684** | 201 | |
| **P685** | 201 | |
| **P686** | 201 | |
| **P687** | 201 | |
| **P688** | 201 | |

| code | page | CCC weight kg |
|---|---|---|
| **P689** | 201 | |
| **P690** | 201 | |
| **P691** | 201 | |
| **P692** | 201 | |
| **P693** | 201 | |
| **P694** | 201 | |
| **P695** | 201 | |
| **P696** | 201 | |
| **P697** | 201 | |
| **P698** | 201 | |
| **P699** | 201 | |
| **P700** | 201 | |
| **P701** | 201 | |
| **P702** | 425 | |
| **P703** | 425 | |
| **P704** | 425 | |
| **P705** | 425 | |
| **P706** | 425 | |
| **P707** | 425 | |
| **P708** | 425 | |
| **P709** | 425 | |
| **P710** | 153 | |
| **P711** | 153 | |
| **P712** | 153 | |
| **P713** | 153 | |
| **P714** | 153 | |
| **P715** | 153 | |
| **P716** | 153 | |
| **P717** | 153 | |
| **P718** | 153 | |
| **P719** | 153 | |
| **P722** | 76 | |
| **P723** | 76 | |
| **P724** | 76 | |
| **P725** | 76 | |
| **P726** | 76 | |
| **P727** | 76 | |
| **P728** | 76 | |
| **P729** | 76 | |
| **P730** | 76 | |
| **P731** | 76 | |
| **P732** | 76 | |
| **P733** | 76 | |
| **P734** | 76 | |
| **P735** | 76 | |
| **P736** | 76 | |
| **P737** | 76 | |
| **P738** | 76 | |
| **P739** | 76 | |
| **P740** | 76 | |
| **P741** | 76 | |
| **P742** | 76 | |
| **P743** | 76 | |
| **P744** | 76 | |
| **P745** | 76 | |
| **P746** | 76 | |
| **P747** | 76 | |
| **P748** | 76 | |
| **P749** | 76 | |
| **P750** | 76 | |
| **P751** | 76 | |
| **P752** | 76 | |
| **P753** | 76 | |
| **P754** | 76 | |
| **P755** | 76 | |
| **P756** | 76 | |
| **P757** | 76 | |
| **P790** | 537 | |
| **P791** | 537 | |
| **P792** | 537 | |
| **P793** | 537 | |
| **P794** | 537 | |
| **P795** | 537 | |
| **P796** | 537 | |
| **P797** | 537 | |
| **P798** | 537 | |
| **P799** | 537 | |
| **P800** | 537 | |
| **P801** | 537 | |

| code | page | CCC weight kg |
|---|---|---|
| **P802** | 537 | |
| **P803** | 537 | |
| **P804** | 537 | |
| **P805** | 537 | |
| **P806** | 537 | |
| **P807** | 537 | |
| **P808** | 537 | |
| **P809** | 537 | |
| **P810** | 537 | |
| **P811** | 537 | |
| **P812** | 537 | |
| **P813** | 537 | |
| **P814** | 537 | |
| **P815** | 537 | |
| **P816** | 537 | |
| **P817** | 537 | |
| **P818** | 537 | |
| **P819** | 537 | |
| **P820** | 537 | |
| **P821** | 537 | |
| **P822** | 537 | |
| **P823** | 537 | |
| **P824** | 537 | |
| **P825** | 537 | |
| **P826** | 537 | |
| **P827** | 537 | |
| **P828** | 537 | |
| **P829** | 537 | |
| **P830** | 537 | |
| **P831** | 537 | |
| **P832** | 537 | |
| **P833** | 537 | |
| **P834** | 537 | |
| **P835** | 537 | |
| **P836** | 538 | |
| **P837** | 538 | |
| **P838** | 538 | |
| **P839** | 538 | |
| **P840** | 538 | |
| **P841** | 538 | |
| **P842** | 538 | |
| **P843** | 538 | |
| **P844** | 538 | |
| **P845** | 538 | |
| **P846** | 538 | |
| **P847** | 538 | |
| **P848** | 538 | |
| **P849** | 538 | |
| **P850** | 538 | |
| **P851** | 538 | |
| **P852** | 538 | |
| **P853** | 538 | |
| **P854** | 538 | |
| **P855** | 538 | |
| **P856** | 538 | |
| **P857** | 538 | |
| **P858** | 538 | |
| **P859** | 538 | |
| **P860** | 538 | |
| **P861** | 538 | |
| **P862** | 538 | |
| **P863** | 538 | |
| **P864** | 538 | |
| **P865** | 538 | |
| **P866** | 538 | |
| **P867** | 538 | |
| **P868** | 538 | |
| **P869** | 538 | |
| **P870** | 383 | |
| **P871** | 383 | |
| **P872** | 383 | |
| **P873** | 383 | |
| **P874** | 383 | |
| **P875** | 383 | |
| **P876** | 383 | |
| **P877** | 383 | |
| **P878** | 383 | |
| **P879** | 383 | |
| **P880** | 383 | |

# Code/page reference

| code | page | CCC | weight kg |
|---|---|---|---|
| **P881** | 383 | | |
| **P882** | 383 | | |
| **P883** | 383 | | |
| **P884** | 383 | | |
| **P885** | 383 | | |
| **P886** | 383 | | |
| **P887** | 383 | | |
| **P888** | 383 | | |
| **P889** | 383 | | |
| **P890** | 383 | | |
| **P891** | 383 | | |
| **P892** | 383 | | |
| **P893** | 383 | | |
| **P894** | 164 | | |
| **P895** | 164 | | |
| **P896** | 164 | | |
| **P897** | 164 | | |
| **P898** | 164 | | |
| **P899** | 164 | | |
| **P900** | 164 | | |
| **P901** | 164 | | |
| **P902** | 164 | | |
| **P903** | 164 | | |
| **P904** | 164 | | |
| **P905** | 164 | | |
| **P906** | 164 | | |
| **P907** | 164 | | |
| **P908** | 165 | | |
| **P909** | 165 | | |
| **P910** | 165 | | |
| **P911** | 165 | | |
| **P912** | 165 | | |
| **P913** | 165 | | |
| **P914** | 165 | | |
| **P915** | 164 | | |
| **P916** | 164 | | |
| **P917** | 164 | | |
| **P918** | 164 | | |
| **P919** | 164 | | |
| **P920** | 164 | | |
| **P921** | 164 | | |
| **P922** | 164 | | |
| **P923** | 164 | | |
| **P924** | 164 | | |
| **P925** | 164 | | |
| **P926** | 164 | | |
| **P927** | 164 | | |
| **P928** | 164 | | |
| **P929** | 164 | | |
| **P930** | 164 | | |
| **P931** | 164 | | |
| **P932** | 164 | | |
| **P933** | 164 | | |

| code | page | CCC | weight kg |
|---|---|---|---|
| **P934** | 164 | | |
| **P935** | 165 | | |
| **P936** | 165 | | |
| **P937** | 165 | | |
| **P938** | 165 | | |
| **P939** | 165 | | |
| **P940** | 165 | | |
| **P941** | 165 | | |
| **P942** | 165 | | |
| **P943** | 165 | | |
| **P944** | 165 | | |
| **P945** | 172 | | |
| **P946** | 172 | | |
| **P947** | 172 | | |
| **P948** | 73 | | |
| **P949** | 73 | | |
| **P950** | 73 | | |
| **P951** | 73 | | |
| **P952** | 73 | | |
| **P953** | 73 | | |
| **P954** | 73 | | |
| **P955** | 73 | | |
| **P956** | 79 | | |
| **P957** | 79 | | |
| **P958** | 79 | | |
| **P959** | 79 | | |
| **P960** | 79 | | |
| **P961** | 79 | | |
| **P962** | 79 | | |
| **P963** | 79 | | |
| **P964** | 79 | | |
| **P965** | 79 | | |
| **P966** | 79 | | |
| **P967** | 79 | | |
| **P968** | 79 | | |
| **P969** | 79 | | |
| **P970** | 79 | | |
| **P971** | 79 | | |
| **P972** | 79 | | |
| **P973** | 79 | | |
| **P974** | 79 | | |
| **P975** | 79 | | |
| **P976** | 79 | | |
| **P977** | 79 | | |
| **P978** | 79 | | |
| **P979** | 79 | | |
| **SP07** | 161-543-591 | | 0.53 |
| **T415** | 625 | | |
| **TBG4** | 202 | | |
| **TBG5** | 202 | | |
| **TBG8** | 202 | | |
| **TJY0** | 486 | | |
| **TJY1** | 486 | | |

| code | page | CCC | weight kg |
|---|---|---|---|
| **TJY2** | 486 | | |
| **TY92** | 202 | | |
| **TY94** | 202 | | |
| **TY95** | 202 | | |
| **X000** | 663-667 | | |
| **X001** | 511-543 | | |
| | 591-634 | | |
| **X002** | 379 | | |
| **X003** | 379 | | |
| **X004** | 379 | | |
| **X005** | 379 | | |
| **X009** | 600 | | |
| **X010** | 480 | | |
| **X011** | 480 | | |
| **X012** | 480 | | |
| **X013** | 480 | | |
| **X014** | 480 | | |
| **X015** | 480 | | |
| **X016** | 480 | | |
| **X017** | 480 | | |
| **X018** | 480 | | |
| **X019** | 663-667 | | |
| **X020** | 555-663 | | |
| | 665-667 | | |
| **X021** | 663 | | |
| **X022** | 663 | | |
| **X023** | 615 | | |
| **X024** | 615 | | |
| **X025** | 617 | | |
| **X026** | 617 | | |
| **X027** | 617 | | |
| **X028** | 617 | | |
| **X029** | 617 | | |
| **X030** | 617 | | |
| **X031** | 617 | | |
| **X032** | 617 | | |
| **X033** | 617 | | |
| **X034** | 617 | | |
| **X035** | 617 | | |
| **X036** | 617 | | |
| **X087** | 615 | | |
| **X088** | 615 | | |
| **X090** | 555-663 | | |
| | 665-667 | | |
| **X099** | 516-676 | | |
| **X100** | 516 | | |
| **X101** | 516-676 | | |
| **X102** | 369 | | |
| **X103** | 516 | | |
| **X104** | 516-676 | | |
| **X105** | 516-676 | | |
| **X106** | 516 | | |
| **X107** | 516-676 | | |

| code | page | CCC | weight kg |
|---|---|---|---|
| **X111** | 605 | | |
| **X112** | 605 | | |
| **X113** | 605 | | |
| **X114** | 605 | | |
| **X115** | 605 | | |
| **X116** | 605 | | |
| **X117** | 605 | | |
| **X118** | 605 | | |
| **X119** | 605 | | |
| **X120** | 605 | | |
| **X121** | 627-629 | | |
| **X122** | 627-629 | | |
| **X126** | 369 | | |
| **X129** | 658 | | |
| **X130** | 658 | | |
| **X131** | 658 | | |
| **X132** | 658 | | |
| **X133** | 654-658 | | |
| **X134** | 654-658 | | |
| **X135** | 654-658 | | |
| **X136** | 654-658 | | |
| **X137** | 654-658 | | |
| **X138** | 654-658 | | |
| **X139** | 654-658 | | |
| **X140** | 654-658 | | |
| **X141** | 658 | | |
| **X142** | 654-658 | | |
| **X143** | 654 | | |
| **X144** | 654 | | |
| **X145** | 654 | | |
| **X146** | 654 | | |
| **X147** | 654 | | |
| **X148** | 650 | | |
| **X149** | 650 | | |
| **X150** | 650 | | |
| **X151** | 650 | | |
| **X152** | 650 | | |
| **X153** | 650 | | |
| **X154** | 650 | | |
| **X155** | 650 | | |
| **X156** | 650 | | |
| **X157** | 650 | | |
| **X158** | 648 | | |
| **X159** | 648 | | |
| **X160** | 648 | | |
| **X161** | 648 | | |
| **X162** | 648 | | |
| **X163** | 648 | | |
| **X164** | 648 | | |
| **X165** | 648 | | |
| **X166** | 648 | | |
| **X167** | 648 | | |
| **X168** | 651-655-659 | | |

| code | page | CCC | weight kg |
|---|---|---|---|
| **X169** | 651-655-659 | | |
| **X170** | 651-655-659 | | |
| **X171** | 651-655-659 | | |
| **X172** | 651-655-659 | | |
| **X173** | 651-655-659 | | |
| **X174** | 651-655-659 | | |
| **X175** | 651-655-659 | | |
| **X176** | 651-655-659 | | |
| **X177** | 651-655-659 | | |
| **X178** | 651-655-659 | | |
| **X179** | 651-655-659 | | |
| **X180** | 651-655-659 | | |
| **X181** | 651-655-659 | | |
| **X182** | 477-481-501 | | |
| | 651-655-659 | | |
| **X183** | 477-481-501 | | |
| | 651-655-659 | | |
| **X184** | 477-481-501 | | |
| | 651-655-659 | | |
| **X185** | 477-481-501 | | |
| | 651-655-659 | | |
| **X186** | 477-481-501 | | |
| | 651-655-659 | | |
| **X187** | 477-481-501 | | |
| | 651-655-659 | | |
| **X188** | 555-559-651 | | |
| | 655-659 | | |
| **X189** | 559-651 | | |
| | 655-659 | | |
| **X190** | 555 | | |
| **X191** | 555 | | |
| **X193** | 555 | | |
| **X194** | 555 | | |
| **X195** | 555 | | |
| **X196** | 555 | | |
| **X197** | 559 | | |
| **X198** | 559 | | |
| **X199** | 559 | | |
| **X200** | 559 | | |
| **X203** | 559 | | |
| **X204** | 559 | | |
| **X205** | 559 | | |
| **X206** | 559 | | |
| **X209** | 559 | | |
| **X210** | 555-559 | | |
| **X211** | 555-559 | | |
| **X212** | 555-559 | | |
| **X213** | 555 | | |
| **X214** | 555 | | |
| **X215** | 555 | | |
| **X216** | 555 | | |
| **X217** | 555 | | |

## Colours

| | | | | | | | | | |
|---|---|---|---|---|---|---|---|---|---|
| A1 | Grey / nitric | E1 | Grey / black / aluminium | 02 | Orange | 15 | Grey | 47 | White / black |
| A5 | Chrome / nitric | E4 | White / chrome | 04 | Black | 16 | Blue | 65 | Nitric |
| B5 | Grey / white | E5 | White / grey | 05 | Red | 21 | Clear and satin | 73 | Grey / yellow |
| B6 | Grey / transparent | E6 | Chrome burnished | 06 | Yellow | 24 | Clear transparent | 74 | Grey / black |
| B7 | Nitric / transparent | E7 | White/chrome burnished | 07 | Green | 26 | Magenta | 78 | Grey / alluminium |
| C1 | Black / nitric | E8 | Satin gold | 09 | Sky blue | 38 | Opal | 86 | Dark metallic grey |
| D6 | Dark grey / aluminium | E9 | White/ satin gold | 10 | Chrome | 39 | White / alluminium | | |
| D7 | Cyan | G16 | Anthracite grey | 12 | Aluminium | 40 | Black / alluminium | | |
| D8 | White / transparent | 00 | Indeterminate | 13 | Steel | 41 | White / /gold | | |
| D9 | White / nitric | 01 | White | 14 | Gold | 43 | Black / black | | |

# Alphabetic index

## Indoor


186 **4Ward**
252 **Action**
282 **Berlino**
301 **Bos**
222 **Cerchio**
217 **Cestello**
718 **Colour Quick**
292 **Cup**
162 **Deep Frame**
156 **Deep Laser**
162 **Deep Minimal**
160 **Express Evo**
190 **Front Light**
280 **Gem**
258 **iN30 - iN60 - iN90**
236 **iPlan**
241 **iPlan Easy**
288 **iRoll**
204 **iShop**
206 **iSight**
284 **iSign**
302 **iTeka**
136 **Laser**
Fixed p.140
Adjustable p.145
Wall Washer p.148
56 **Laser Blade**
High Contrast p.58
Wall Washer p.63
General Lighting p.66
Adjustable p.68
System53 p.80
**Laser Blade L**
High Contrast p.71
Adjustable p.74
Wall Washer p.77
151 **Laser Pinhole**
180 **Le Perroquet**
245 **Lightshine**
276 **Lineup** recessed
712 **LMS Quick**
696 **Master Pro Evo**
249 **Mini Light air**
228 **Mini Limelight**
298 **Mini Reglette**
296 **Motus**
294 **Motus** LED
301 **Muna**
170 **Palco**
176 **Palco** profiler
174 **Palco** Wall Washer
132 **Pixel Plus**
123 **Pixel Pro**
128 **Pixel Pro** Frame
323 **PizzaKobra**
274 **Radix**
226 **Recessed tracks**
88 **Reflex**
Fixed C.o.B. p.90
Fixed L.L.E. p.104
Fixed p.108
Adjustable C.o.B. p.100
Adjustable p.110
Wall washer C.o.B. p.96
Wall washer p.112
117 **Sistema Easy FL**
115 **Sistema Easy MH**
224 **Standard track**
196 **Tecnica**
200 **Tecnica Pro**
214 **Tilt**
307 **Underscore6**
311 **Underscore15/18**
318 **Underscore** Grazer
316 **Underscore** X26
210 **View**
275 **Wide**
222 **Zoom**


## Outdoor


337 **Albero**
349 **Anello**
417 **Archilede HP**
399 **Argo**
406 **Argo span-wire installation**
639 **Bliz**
429 **CityWoody**
690 **Comfort**
361 **Crown**
399 **Delphi**
637 **Ellipse**
345 **Fiamma**
435 **FrameWoody**
689 **Full**
688 **Full** Square
631 **Glim Cube**
635 **iFace**
619 **iPoint**
670 **iPro** (Wall and ceiling-mounted luminaires)
509 **iPro** (Floodlights)
394 **iRoad**
679 **iRoll 65 (**(Wall and ceiling-mounted luminaires)
371 **iRoll 65** (Pole-mounted systems)
596 **iRound**
608 **iTeka** ((Bollards and Systems for residential areas)
375 **iTeka** (Pole-mounted systems)
612 **iWay**
668 **Kriss**
341 **La Venaria**
602 **Laser Blade InOut**
387 **Lavinia**
579 **Ledplus**
All glass p.580
Stainless steel frame p.582
Stainless steel frame with screws p. 584
500 **Led Tube**
571 **Light Up** Balisage
556 **Light Up** Earth
569 **Light Up** Garden
564 **Light Up** Light
552 **Light Up** Orbit
567 **Light Up** Walk inox
560 **Light Up** Walk professional
493 **Linealuce**
496 **Linealuce** recessed
483 **Linealuce** Compact
488 **Linealuce** Compact recessed
474 **Linealuce** Mini
478 **Linealuce** Mini recessed
539 **Lingotto**
575 **Lun-Up**
696 **Master Pro DMX**
528 **MaxiWoody**
593 **Miniwalky**
520 **Miniwoody**
441 **MultiWoody**
449 **MultiPro**
626 **Outer**
628 **Outer Oblique**
616 **Pencil**
534 **Platea Pro** (Floodlights)
380 **Platea Pro** (Pole-mounted systems)
422 **Quid**
661 **Trick**
Radial effect p.662
Light Blade effect p.664
Washer effect p.666
364 **Twilight**
624 **Typha**
353 **UFO**
643 **Underscore InOut**
593 **Walky**
542 **WaterApp (**Floodlights)
590 **WaterApp (**recessed)
520 **Woody**
409 **Wow**
621 **Zyl**

# Information for the reader

## Chapters

Each product category is preceded by an index and, in some cases, introductory pages presenting the common lighting design and technical features.

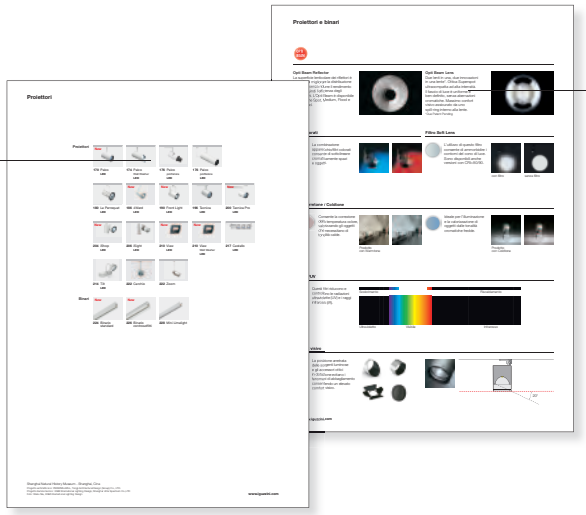


## Presentation

Each product is presented using one or more images which show off its design, applications and dimensions. The specific technical features, optics and lamps are then illustrated. The icons summarise further advantages of the luminaire

Certifications

UL
For UL code details refer to www.iguzzini-na.com

CCC
For CCC code details refer to page. 726

## Product codes

This section indicates the codes, prices, description of the luminaires and accessories.

**For all LED luminaires, except for pole-mounted systems, the luminous flux and power values are nominal including output. The data sheet of the online catalogue also shows the actual luminous flux value which siders the output of the lamps and of the system.**

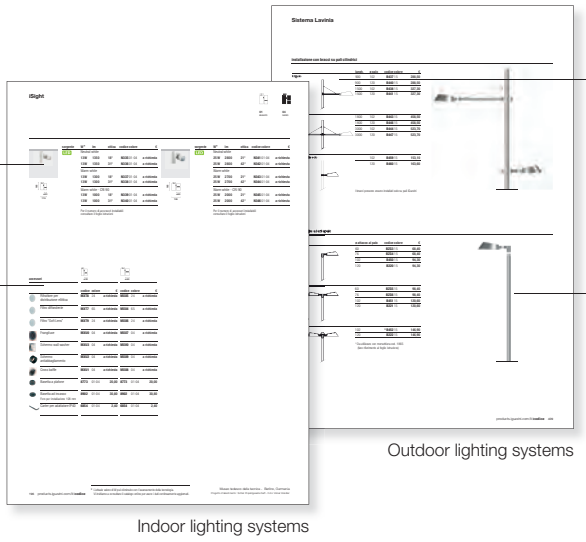

## Degree of protection

The resistance offered by the fixture to the penetration of solids and liquids is indicated by the IP prefix (International Protection) followed by two numbers. The first number identifies the degree of protection against the ingress of solids and the second number against liquids (IEC 529 - EN 60529 publication). The letters IK indicate the the level of shock resistance of the luminaire, according to CEI EN 50102.

| **FIRST IDENTIFICATION NUMBER** **Degree of protection against penetration of solids.** | |
|---|---|
| 0 | Not protected |
| 1 | Protected against penetration of solids larger than 50 mm |
| 2 | Protected against penetration of solids larger than 12 mm |
| 3 | Protected against penetration of solids larger than 2,5 mm |
| 4 | Protected against the penetration of solids larger than 1 mm |
| 5 | Protected against the penetration of dust |
| 6 | Completely protected against penetration of dust |

| **SECOND IDENTIFICATION NUMBER** **Degree of protection against penetration of liquids.** | |
|---|---|
| 0 | Not protected |
| 1 | Protected against the vertical fall of water drops |
| 2 | Protected against the fall of water at a maximum angle of 15° |
| 3 | Protected against rain |
| 4 | Protected against splashes |
| 5 | Protected against jets of water |
| 6 | Protected against waves |
| 7 | Protected against the effects of immersion |
| 8 ...m | Protected against the effects of prolonged immersion |

| **LEVEL OF SHOCK RESISTANCE** **It designates the level of shock resistance according to CEI EN 50102.** | |
|---|---|
| IK00 | Not protected |
| IK01 | Protected against 0,15 J shocks |
| IK02 | Protected against 0,2 J shocks |
| IK03 | Protected against 0,35 J shocks |
| IK04 | Protected against 0,5 J shocks |
| IK05 | Protected against 0,7 J shocks |
| IK06 | Protected against 1 J shocks |
| IK07 | Protected against 2 J shocks |
| IK08 | Protected against 5 J shocks |
| IK09 | Protected against 10 J shocks |
| IK10 | Protected against 20 J shocks |

## Classication of fittings

| **Classification of fittings according to the electrical protection.** | |
|---|---|
| Class I | With functional insulation in every part and with earth terminal or clamp if the unit is fixed, or with electric power supply cable complete with earth wires and relative plug with earth contact if the unit is mobile. |
| Class II | With double insulation and/or reinforced insulation in every part and without earth connections. |
| Class III | Designed for connecting to low voltage circuits, without any internal or external circuit functioning at a voltage different from safety low voltage. |

| **Classification of fittings according to the inflammability of the surfaces used for installation.** | |
|---|---|
| F | The fitting can be installed on normally flammable surfaces. |

# General information

## Product Book 2016

Our complete range of indoor and outdoor light fittings are presented in this catalogue.
A general description of each system is provided followed by a brief description of the fittings in the system with their codes.
Dimensions are expressed in millimetres.

All the light fittings presented in this catalogue have been designed and produced according to Italian CEI 34-21 Regulation unified to European EN 60598-1 regulations, which in turn correspond to international IEC-598-1 regulations.

## General conditions

iGuzzini reserves the right to discontinue any products from its collection at any time whatsoever and without prior notice, without prejudice to the essential characteristics of the models described; iGuzzini also reserves the right to make technical and photometric modifications as well as to change any parts, details or finishes deemed suitable for improvement purposes or due to construction and commercial requirements. Goods travel at the customer's risk and peril, even those sold franco domicile. Any exporting of goods purchased must be authorised in advance and in writing by iGuzzini.
The pole + product compositions shown in the catalogue are merely indicative, in particular as concerns the wind-thrust stability test, which should be performed based on both the characteristics of the location and the regulations in force.
For installation purposes refer exclusively to the conditions described in the instruction sheet included in the product package and/or on the Web site www.iguzzini.com

The data and information contained in these pages is to be considered indicative and non-binding.
iGuzzini reserves the right to cancel, alter, or rectify the data and information for legal and/or technical and/or technological reasons.
iGuzzini, in any case, will try to do everything in its power to ensure that all the data and information herein are correct and up-to-date when printed, yet shall not be held accountable if, regardless of various proofreads, there should be inaccuracies and/or errors because of, and not limited to, legal or technological updates, use of software that is different from that utilized by iGuzzini, and/or issues that are out of Guzzini's control.
For information and updates on compatibility of the light sources with the fittings illustrated in this catalogue, reference must be made to the instructions sheets that can be downloaded from the e-catalogue at www.iguzzini.com

These conditions shall apply from 01.01.2016

## Safety seals

In order to guarantee operation and safety, public boards have established specific standards which protect the end user against risks.
iGuzzini illuminazione in line with its policy of quality and safety, makes products which comply to these standards.The non-electrified components of the system (such as cover plates, couplings, etc.) cannot be considered as lighting fixtures and therefore are not included in the standards used by the Quality Seal Institutes for their classification.
However, all the components of the certified systems have been tested by the said Institutes to ensure compatibility and safety.
The luminaires in the iGuzzini collection are designed in conformance with European standards EN 60598-1 and more specific ones, therefore meeting these requirements in full, including the maximum temperatures allowed and considering the ambient temperature to be 25°C.
Please contact the company in case of countries or applications with especially severe temperature requirements (i.e. fluorescent luminaires in low temperature areas, LED luminaires in high temperature areas, etc.) or different microclimatic features (i.e. swimming pools, explosion-risk zones, etc.).
For the correct installation of the luminaires, always consult the instruction sheet provided with the product.

## Guarantee

iGuzzini warrants that their products are free from any defect in manufacturing and/or material in case of proper use, for a period of five years from the date of the invoice prior to online registration at www.iguzzini. com and acceptance of specific conditions. In any case, iGuzzini recognises the warranty rights foreseen by the law.

## Information

For enquiries, remarks and service needs, please contact the reference company for your geographical area (see details in this catalogue).

# Icons

- luminaire angle relative to the horizontal plane
- luminaire rotation about the vertical axis
- graduated scale and mechanical aiming lock
- adjustable optic
- double adjustability of the optics
- floor-flush luminaire
- static load resistance
- temperature of contact
- luminaire reduced height
- millimetric regulation of suspension cables
- interchangeable reflector
- high output
- adjustment of light beam opening
- IGBT technology
- emergency lighting
- RGB versions
- Real White versions
- Tunable White versions
- Opti Beam high-performance reflectors
- Opti Smart high-performance reflectors
- double starting
- luminaires ideal for interiors with video terminals
- installation without tools
- dimmable luminaire
- warm dimming
- floor washer
- indicator lighting
- impact resistance
- presence detector
- color rendering index
- multiwatt ballasts
- compatibility with light management systems
- lighting management systems for single-environment
- lighting management systems for multi-environment
- dimmable using standard controls for fluorescent lamps
- dimmable using standard controls for LEDs
- preconfigured light management systems
- compatibility with DALI protocol
- compatibility with DMX protocol
- compatibility with KNX protocol
- compatibility with LON protocol
- compatibility with PWM protocol
- pass-through wiring
- class II, set up for class I
- no upward emission of the light flow
- luminaires with high visual comfort
- replaceable driver unit and control gear
- replaceable LED unit
- operation in extreme conditions
- self learning driver
- CLO Optimizer
- bi-energy systems
- twilight photocell
- daylight sensor
- time programming
- surge protection
- telemanagement
- 0-10 volt

# iGuzzini addresses

## Europe

• iGuzzini illuminazione offices

**ALBANIA**
segreteriavenditeitalia@iguzzini.it

**AZERBAIJAN**
**A+A Group of Companies**
24B, Akhmadbay Aghaoglu
AZ1008 Baku, Azerbaijan
Tel. (+994) 12.4960026
Fax (+994) 12.4960026
Tel. (+994) 12.4473688
Fax (+994) 12.4473688
admin@aainter.com

**BELGIUM - LUXEMBOURG**
• **iGuzzini illuminazione SpA**
Belgian Branch
Van de Wervestraat, 22
2060 Antwerp
Tel. (+32) 03 2411400
Fax (+32) 03 2486648
info@iguzzini.be

**BOSNIA ERZEGOVINA**
**Tim - lighting sistem d.o.o.**
Azize Šačirbegović 7
71000 Sarajevo
Tel. (+387) 33.206 541
Fax (+387) 33.206 541
Tel. (+387) 33.262 520
Fax (+387) 33.262 520
tim.l.s@bih.net.ba

**BULGARIA**
**Synthesis design - lighting studio**
98, Bulgaria blvd
1618 Sofia
Tel. (+359) 2.9532943/44
Mob. (+359) 878.723534
btrade@lighting-bg.com

**CROATIA**
**Lumenart d.o.o.**
Veruda, 60/B
52100 Pula
Tel. (+385) 52.535939
Fax (+385) 52.535949
lumenart@lumenart.net

**CYPRUS**
**DARK Architectural Lighting**
Aylas Phylaxeos 149
Marylia Court
3083 Limassol
andreas@darkparticle.com
Tel. (+357) 99 6666 43

**CZECH REPUBLIC**
**Etna spol. s r.o.**
Mečislavova, 2/307
140 00 Prague 4
Tel. (+420) 257.320595
Tel. (+420) 241.742748
Fax (+420) 257.310604
etna@etna.cz

**DENMARK**
• **iGuzzini illuminazione Danmark**
Bredgade 41, 1
1432 København K
Tel. (+45) 33179595
Fax (+45) 33179596
info@iguzzini.dk

**ESTONIA**
**Moodne Valgustus AS**
Rävala pst. 7, Tallinn 10143
Tel. (+372) 6676670
Fax (+372) 6313195
moodne@valgustus.ee

**FINLAND**
• **iGuzzini Finland & Baltic Oy**
Lemuntie, 3-5
00510 Helsinki
Tel. (+358) 207 289840
Fax (+358) 9 8024566
iguzzini@iguzzini.fi

**FRANCE**
• **iGuzzini illuminazione France S.A.**
10 boulevard de la Bastille
75012 Paris
Tel. (+33) 1.40528181
Fax (+33) 1.40528182
iguzzini@iguzzini.fr

**GERMANY**
• **iGuzzini illuminazione Deutschland GmbH - Zentrale**
Bunsenstrasse 5
82152 Planegg
Tel. (+49) 089.8569880
Fax (+49) 089.85698833
info@iguzzini.de

**GREECE**
**L4A - Lighting For Architecture**
13 Papandreou Andrea str.
15124 Marousi (Athens)
Tel. (+30) 210 600 5172
Fax (+30) 211 182 9448
info@l4a.gr
www.l4a.gr

**HUNGARY**
**K-liGht Világítástechnikai Kft**
Andor út 47-49
1119 Budapest
Tel. (+36) 1.4635023
Fax (+36) 1.4635025
klight@klight.hu
**All light Kft.**
Gyar Utca 2
2040 Budaörs
Tel. (+36) 1.7821641
Fax (+36) 1.7821642
iroda@alllight.hu

**ICELAND**
**Rafkaup hf**
Ármúla 24
108 Reykjavík
Tel. (+354) 585 2800
Tel. (+354) 585 2813
Tel. (+354) 892 8899
www.rafkaup.is

**IRELAND**
**General Lighting**
Unit 13 The Courtyard
Trinity Court
Fonthill Business Park
Clondalkin, Dublin 22
Tel. (+353) 1 643 4497
www.generallighting.ie

**LATVIA**
**Gaismas Stils SIA**
Maskavas Street, 12, LV1050 Riga
Tel. (+371) 67.276760
Fax (+371) 67.797444
info@gaismasstils.lv

**LITHUANIA**
**Manvydas Dumcius**
**UAB "KORGAS"**
J. Kubiliaus g. 6, LT-08234, Vilnius
Tel. (+370) (5) 2741591
Fax (+370) (5) 2741501
Mob. (+370) (6) 1277704
info@korgas.lt

**MALTA**
**Apex Interiors Ltd**
86, Mdina Road
Zebbug Zbg 9015
Tel. (+356) 21423835/6
info@ail.com.mt
www.ail.com.mt

**MONTENEGRO**
**Sienersys d.o.o.**
Moskovska 127
81000 Podgorica
Montenegro
Tel./Fax (+382) 20 512 542
(+382) 20 512 543
Mobile (+382) 67 223 233
igor.strugar@sienersys.me
**FINA consulting & engineering**
Baja Pivljanina 71
Cetinje 81 250
Montenegro
Tel. (+382) 69 727 118
fina.office@gmail.com

**NETHERLANDS**
• **iGuzzini illuminazione SpA**
Dutch Branch
Kauwenhoven 78
6741 PW Lunteren
Tel. (+31) (0)318 76 37 01
Fax (+31) (0)318 76 36 99
info@iguzzini.nl

**NORTHERN IRELAND**
**Chroma Lighting**
213-215 Donegall Avenue
Belfast, Antrim
BT12 6LU
Tel. (+44) 28 9027 8653
Fax (+44) 28 9031 4713
chromalighting.co.uk

**NORWAY**
• **iGuzzini illuminazione Norge A.S.**
Brynsveien, 5
0667 Oslo
Tel. (+47) 23067850
Fax (+47) 22648737
iguzzini.norge@iguzzini.no

**POLAND**
**Quest Sp. z o.o.**
ul. Ostródzka, 53
03-289 Warsaw
Tel. (+48) 22.5670180
Fax (+48) 22.5670181
iguzzini@quest-light.eu
**Elipsa sp. z o.o.**
ul. Kolberga 48D
44-100 Gliwice
Tel. (+48) 32 270-45-11
Fax (+48) 32 270-45-12
a.pyka@e-lipsa.pl
**PRAXIS Technika Oświetleniowa Sp. z o.o.**
ul. Wielkopolska 207
81-533 Gdynia
Tel. (+48) 58 668 05 10
Tel. (+48) 58 322 15 67
Fax (+48) 58 322 15 68
praxis@praxis.gdansk.pl

**PORTUGAL**
**Osvaldo Matos, SA**
Rua Santa Bárbara, 27/45
4400-289 Vila Nova de Gaia
Tel. (+351) 223 710 419
Fax (+351) 223 702 044
mail@osvaldomatos.pt

**ROMANIA**
**Interiors Data Trade srl**
Showroom: Sphera Building Center
Piata Pache protopopescu nr.1/11
021401 Bucharest
Tel. (+40) 21.3190845
Fax (+40) 21.3190767
office@idt.ro
**Efect lighting**
calea Victoriei 33
Bucharest SECTOR 1
Tel. (+40) 21315025
Mob. (+40) 728198539
efectlighting@gmail.com

**RUSSIA**
• **OOO iGuzzini Illuminazione Russia**
Proezd Zavoda Serp i molot,10
BC Integral, off.702
111250, Moscow
Russian Federation
Tel. (+7) 495.7252554
Fax (+7) 495.7252553
info@iguzzinirussia.ru
• **RO iGuzzini Illuminazione San Pietroburgo**
Sofiskaya Street, 14
RU-192236 St. Petersburg
Tel. (+7) 812.3266565
Fax (+7) 812.3266562
russia@iguzzini.fi

**SERBIA**
**FINA TEHNOLED doo**
Kralija Milutina 28/4
11000 Belgrade
Tel. (+381) 62355896
natasa@finatehnoled.com
**Devotee doo**
Dobanovacka 46
11080 Zemun
Belgrade
Tel. (+381) 654397841
bojan.kulic@devotee.rs

**SLOVAKIA**
**Bellatrix, s.r.o.**
Popradska, 80
P.O.BOX 33
040 11 Košice
Tel. (+421) 055.6325315
Fax (+421) 055.632 5292
bellatrix@bellatrix.sk
**Bellatrix s.r.o.**
Ružová dolina 8
821 09 Bratislava
Tel./Fax (+421) 903 405 473
Tel./Fax (+421) 911 405 473
bratislava@bellatrix.sk
**Bellatrix s.r.o.**
Janka Král'a 7
974 01 Banská Bystrica
Tel. (+421) 903 505 473
Fax (+421) 2 5542 2969
bb@bellatrix.sk

**SLOVENIA**
**Arcadia d.o.o.**
Šmartinska 152 / hala E
SI-1000 Ljubljana
Tel. (+386) 01.2562174
Fax (+386) 01.4235025
info@arcadia-svetila.si

**SPAIN**
- **iGuzzini Illuminazione Ibérica S.A**
Avda. de la Generalitat, 168-170
Parc d'Activitats Econòmiques
Can Sant Joan
08174 Sant Cugat del Vallès Barcelona
Tel. (+34) 93.5880034
Fax (+34) 93.6999974
iguzzini@iguzzini.es

**SWEDEN**
- **iGuzzini Illuminazione Sweden**
Filial of iGuzzini Illuminazione S.p.A., Italy
Åsögatan, 115
116 24 Stockholm
Tel. (+46) 8.6151540
Fax (+46) 8.6152540
iguzzini@iguzzini.se

**SWITZERLAND**
- **iGuzzini illuminazione Schweiz AG**
Uetlibergstrasse, 194
8045 Zürich
Tel. (+41) 044.4654646
Fax (+41) 044.4654647
info@iguzzini.ch

**TURKEY**
- **iGuzzini illuminazione SPA Türkiye**
İstanbul İrtibat Bürosu
Veko Giz Plaza Meydan Sk.
No:3 K.14
34396 Maslak Istanbul
Tel. 0212.3558959
Fax 0212.3558951
**Tepta Aydinlatma San.Ve Tic. A.S.**
Nispetiye Aytar Caddesi
No. 24 Kat 1-2-3
34340 1. Levent Istanbul
Tel. (+90) 212.2792903 (Pbx)
Fax (+90) 212.2792904
ithalat@tepta.com
**Kitoko Aydınlatma & Muhendislik**
Ortaklar Cad. Bahçeler Sok. No:20 Efe Han, Kat 6
34394 Şişli-Mecidiyeköy
Istanbul
Tel. (+90) 212 2122784
Fax (+90) 212 2122788
info@kitokogroup.com

**UKRAINE**
**Euroenergo, Ltd**
03058, Office 109, Bldg.7,
Levanevskogo Str.,
Kyiv, Ukraine
Tel. (+380) 50 310 65 84
Fax (+380) 44 457 88 28
yerofeyeva@euroenergo.biz
**Ltd. "Development company Dominio"**
02022, Kiev, Mariny Raskovoi, 2a,
BC "Livoberezhnyi", off. 501
Tel. (+380) 44 377 54 19
Fax (+380) 67 659 90 29
iguzzini@dominio.com.ua

**UNITED KINGDOM**
- **iGuzzini illuminazione UK Ltd**
Astolat Way
Astolat Business Park
Off Old Portsmouth Road
Guildford Surrey GU3 1NE
Tel. (+44) 01483.468000
Fax (+44) 01483.468001
info@iguzzini.co.uk

## Middle East

**BAHRAIN**
**Al Bait**
81, Old Palace Avenue, Hoora
P. O. Box 613, Manama
Tel. (+973) 17.534354
Fax (+973) 17.535422

**GEORDAN**
**Huda Lighting Jordan**
Building Technology Suppliers
Kalbouneh Center, 1st Floor.
King Abdullah II Bin Al Hussein street.
P.O. Box 3360
Amman 11821
Tel. (+962) 6 585 4660
Fax (+962) 6 585 4661

**IRAN**
**Hoorshar Design Company**
3rd floor, #3, Sayeh avenue,
Africa street (Jordan str),
Tehran, 19677, Iran
Tel. (+98) 21.22039170
Fax (+98) 21.22058693
info@hoordesign.com

**KUWAIT**
**Al Dhow Engineering General Trading and Contracting Company W.L.L.**
Kuwait, Al Soor Street, Soor Tower,
24th Floor, P.O. Box 5110
Safat 13052 Kuwait
Tel. (+965) 22915440
Fax (+965) 22915441
info@al-dhow.com

**LEBANON**
**Unilux**
Mar Abda street
Jal El Dib highway
Beirut Lebanon
Tel. (+961) 4 710444
Fax (+961) 4 710444 Ext 111
info@uniluxgroup.com

**OMAN**
**Zubair Electric LLC**
P.O. Box 2634, CPO, Seeb
Postal Code 111
Tel. (+968) 24594621
Fax (+968) 24594622
Fax (+968) 24594627
lighting.projects@zubairelectric.com

**QATAR**
- **iGuzzini Lighting WLL**
Office L16,4th Floor,
Global Business Center
Al Hitmi Village, BLDG#8,Cornice Road
P.O Box 3264
Doha, Qatar
Tel. (+974) 44023034
Fax (+974) 44366673
g.boccia@iguzzini.ae
www.iguzzini.ae
**Projects and Supplies (PVT.) Ltd.**
P.O. Box 8932 Doha
Tel. (+974) 4355550
Tel. (+974) 4423262
Fax (+974) 4365642
psdoha@qatar.net.qa

**SAUDI ARABIA**
- **iGuzzini Middle East**
Faisaliah Tower, King Fahed Highway
11524 Riyadh
P.O. Box: 54995
www.iguzzini.com
info@iguzzini.ae

**SYRIA**
see iGuzzini Middle East FZE

**UNITED ARAB EMIRATES**
- **iGuzzini Middle East FZE**
Dubai Airport Free Zone
Authority (Dafza)
Bldg. 6EB, Office No. 835
PO Box 54827 Dubai
United Arab Emirates
Tel. (+971) 4.7017825
Fax (+971) 4.7017830
info@iguzzini.ae
**Projects & Supplies (L.L.C)**
P.O.Box 11191, Dubai
Tel. (+971) 4.2898828
Fax (+971) 4.2898829
mailbox@projectsandsupplies.ae
**Bin Dhahir Trading - Projects & Supplies**
P.O.Box 3875, Abu Dhabi,U.A.E.
Tel. (+971) 2.6718280
Fax (+971) 2.6718284
prosupad@emirates.net.ae

## Asia - Oceania

**AUSTRALIA**
(all Territories except WA)
**illuminotecnica**
Tel. (+61) 1300 iGuzzini
Tel. (+61) 1300 44899464
Mob. (+61) 447 001234
info@iguzzini-partner.com.au

(West Australia)
**Mondoluce**
10 Weir Road
Malaga, WA, 6090
P.O. Box 2705
Malaga, WA, 6944
Tel. (+61) 8.9321 0101
Fax (+61) 8.9321 3430
iguzzini@mondoluce.com.au

**CHINA**
- **iGuzzini Lighting (China) Co., Ltd**
No. 2758 Huan Cheng West Road
Fengxian Industrial Park
Shanghai 201401
Tel. (+86) 021.634111 99
Fax (+86) 021.336552 01
info@iguzzini.cn
**Shanghai iGuzzini Trading Co., Ltd. Beijing Branch**
Room 405, Floor 4 of Liangdian No.55
Building, No.94 Dongsi Shitiao Street,
Dongcheng District,
Beijing 100007 PRC
Tel. +86 10 8447 677

- **HONG KONG**
**iGuzzini Hong Kong Limited**
Units 803 & 805 8th Floor Tower I
Enterprise Square I
No.9 Sheung Yuet Road
Kowloon, Hong Kong
Tel. (+852) 25166504
Fax (+852) 28562981
iguzzini@iguzzini.com.hk

**INDIA**
**L.S.I. Systems (I) Pvt. Ltd.**
348-349, Sultanpur,
Mehrauli-Gurgaon Road,
New Dehli - 110030
Tel. +91-11-33620700-799
Fax (+91) 11.46683650
Fax (+91) 11.46683651
info@lsiindia.com
**L.S.I. Systems (I) Pvt. Ltd.**
Unit No. 416, 4th fl., Durian Estate
Goregaon - Mulund Link Road
Goregaon (E) Mumbai 400 063
Tel. (+91) 22.40037356
Fax (+91) 22.40037355
lsimumbai@lsiindia.com

**INDONESIA**
**PT Indolite Prima**
Jl. Tanjung Duren Raya No. 16C
Kav. 691 Jakarta
Tel. (021) 564 0367
Tel. (021) 564 0368
Fax (021) 564 0369
budilistijadhi@indoliteprima.co.id

# iGuzzini addresses

## Asia - Oceania

**JAPAN**
**TREX Corporation**
Yamaichi Bldg. 4F.
1-20-8 Hamamatsu-cho Minato-ku
Tokyo 105-0013 Japan
Tel. (+81) 03.5733-5938
Fax (+81) 03.5733-5939
gio@tre-x.com

**MACAO**
see iGuzzini Hong Kong Limited

**MALAYSIA**
**ARI Lighting Sdn Bhd**
No.12 Jalan TIB1/2
Taman Industri Bolton
68100 Batu Caves, Selangor
Tel. (+603) 61881228
Fax (+603) 61889228
ari.light@gmail.com

**MONGOLIA**
**Azzurra Consulting LLC**
Room 306,
Bogd Javzandamba street-17/5,
Khan Uul district, 1st khoroo,
Ulaanbaatar city 210136
Tel./Fax (+976) 70108868
Mob. (+976) 99114588
infoub@azzurra.mn

**NEW ZELAND**
**E.C.C. Lighting Ltd.**
39 Nugent Street, Grafton
P.O. Box 391 - Auckland 1
Tel. (+64) 9.3799680
Fax (+64) 9.3735614
contracts@ecc.co.nz

**PHILIPPINES**
**Licht + design, inc**
312 sunshine plaza bldg.
Haw boulevard, Mandaluyong city
Tel. (+63) 917 5300790
Fax (+63) 2 2153679
timtan823@gmail.com

**SINGAPORE**
• **iGuzzini South East Asia**
3 International Business Park
Unit Nos. #02-18/19
Nordic European Centre
609927 Singapore
Tel. (+65) 65677910
Fax (+65) 65679177
info@iguzzini.sg
**Bizlink Associates (S) Pte Ltd**
41 Ubi Crescent
Singapore 408588
Tel. (+65) 67477116
Fax (+65) 68410541
sales@bizlink-lighting.com.sg
**Technolite**
25 Tagore Lane #03-10
Singapore Godown
Singapore 787602
Tel. (+65) 64531978
Fax (+65) 64531908
enquiry@technolite.com.sg

**SOUTH KOREA**
**MIRAEBOIM Co., Ltd.**
#301, Daeyoung B/D, 656-385,
Seonsu-1ga, 2 dong,
Seondong-gu,
Seoul Korea, 133-823
Tel. (+82) 2.4641393
Fax (+82) 2.4641394
leh8208@paran.com

**TAIWAN**
see iGuzzini Hong Kong Limited

**THAILAND**
**Live Lighting CO., Ltd.**
219/55 Asoke Towers,16th floor
Sukhumvit 21, Klongtoey Nua
Wattana, Bangkok 10110
Tel. (+66) 22595151
Fax (+66) 22595100
Mob. (+66) 818082623
niraporn@livelighting.net
**L.S.I. Thailand CO., Ltd.**
169/25 Moo3, Tambun Kookot
Lam Luk Ka Pathum Thani,
12130 Thailand
Tel. (+66) 29872091
Fax (+66) 29872092
Mob. (+66) 819170974
sales@lsi-thailand.com

**VIETNAM**
see iGuzzini South East Asia

## North America

**CANADA**
• **iGuzzini Lighting North America**
9320 Boul. St-Laurent, Suite 100
Montréal, QC, CANADA H2N 1N7
Tel. 514 523 1339
Fax 514 525 6107
information@iguzzini-na.com
383 Adelaide Street West
Toronto, ON, CANADA M5V 1S4
Tel. 416 408 3995
Fax 416 408 4269
information@iguzzini-na.com
827 Powell Street
Vancouver, B.C., CANADA V6A 1H7
Tel. 604 215 1539
Fax 604 215 1548
information@iguzzini-na.com

**USA**
• **iGuzzini Lighting USA, Ltd**
60 Madison Avenue, 2nd floor
New York, NY 10010 - USA
Tel. (+1) 212 4818188
information@iguzzini-na.com

## Central / South America

**ARGENTINE**
• **iGlight S.A.**
Gustavo Carlos Cavicchia, Arq.
RSO iGuzzini illuminazione spa
Rodriguez Peña 870 - 2C Castelar
B1712JQD Buenos Aires
Argentina
Tel. (+54) 1140405098
Mob. (+54) 91154518292
info@iguzzini.com.ar
**Move Argentina**
Cerrito 1136 - Entrepiso frente
(C1010AAX)
Buenos Aires
Tel. (+54) 1148119533
www.moveargentina.com
jorgemoralesbustamante@moveargentina.com
**Iluminacion Sudamericana S.R.L.**
Calderón de la Barca 1468
1407 Buenos Aires
Tel. (+54) 1145680231
Mob. (+54) 15 51773517
Fax (+54) 1145670537 int.14
www.ilumsudamericana.com.ar
nscipione@ilumsudamericana.com.ar

**ARUBA**
**Mapotech EPC N.V.**
Caya G.F. Betico Croes
222 Suite 15
Oranjestad
Tel. (+297) 583 3475
Fax (+297) 583 3571
www.mapotech.com

**BAHAMAS**
see Panama

**BRAZIL**
**Osvaldo Matos Brasil**
Av. Dr. Cardoso de Melo, 1470
cj108 - 04548 - 005 Vila Olímpia
São Paulo
Tel. (+55) 1 3045 3095
www.osvaldomatos.com.br
mail@osvaldomatos.com.br

**CAYMAN ISLANDS**
see Panama

**CHILE**
**Opendark S.A**
San Sebastian
2839 Las Condes Santiago
Tel. (+56) 2.3737100
www.opendark.cl
jorge@opendark.cl

**COLOMBIA**
**Fasst Lighting**
Cra 48A N° 10 Sur - 191
La Aguactala II - Medellin
Tel (+57) 4.3123737
fasstlighting@une.net.com
**Fasst Lighting**
Calle 109 N° 18C - 17, Ofc 501,
Edificio 109 Avenida - Bogotà
Tel (+57) 1.5225248
gerenciafasstb@une.net.com
**Grupo Luces Iluminacion sas**
Carrera 9 #77-67 Torre Unika,
Local 101 El Nogal
Bogotà D.C.
Tel (+57) 1.3130926
dd@grupoluces.com

**CUBA**
see Panama

**DOMINICAN REPUBLIC**
**Delta Ingenieria**
Calle José Gabriel García 304
Ciudad Nueva
Santo Domingo
Tel. +1 809 6827889
deltaing@claro.net.do

**ECUADOR**
**Integral Iluminacion**
Km 2.5 Vía Samborondón,
Tornero 3 Mz I solar 5
Frente a Bouganville
Guayaquil - Ecuador
Tel. (+593 4) 6000622
info@integral.com.ec

**GUATEMALA**
**Luz y Contraste S.A.**
20 calle 19-08 zona 10
01010 Guatemala City
Tel. (+502) 53083080
cmonge@luzycontraste.com
**Impelsa**
4a Calle 1 - 15 Zona 10
Guatemala City
Tel (+502) 23122400
jarchila@impelsa.com

**HAITI**
see Dominican Republic

**HONDURAS**
**Diseño de Interiores y Proyectos**
Col. Palmira, Ave. Juan Lindo,
Republica de Ecuador 302,
contiguo a Indigo
Tegucigalpa
Tel (+504) 22366798
Tel (+504) 22366885

**MEXICO**
**Italli Innovacion S.A. De C.V.**
Insutria del vestido 2139
Col Zapopan Norte, Zapopan
45130 Jalisco
Tel (+33) 3110 0681
www.italli.com
info@italli.com

**NETHERLANDS ANTILLES**
see Aruba

**NICARAGUA**
**Inversiones Momotombo S.A**
Costado Este Policlinica
Nicaraguense, Bolonia
Managua, Nicaragua
Tel. (+505) 2266 8015
drivas@zamorarivas.com
info@modultecalpha.com
www.modultecalpha.com

**PANAMA**
**Everblue Trading Inc.**
BMW Plaza, piso 9
Calle 50 y Vía Porras
Urbanización San Francisco
Adpo 0816-00744
Panamá
Tel. (+507) 263.5333
Fax (+507) 264.0181
everblueinc@hotmail.com

**PERÙ**
**Trazzo Iluminacion S.A.C.**
Libertadores 274 San Isidro Lima
Tel. (+51) 01.6159900
Fax (+51) 01.6159920
diana.chavez@trazzo.pe

**URUGUAY**
**Indunor S.A.**
Constituyente 1467 P21
11200 Montevideo
Tel. (+598) 24000140
Mob. (+598) 95987017
F: +598 24098659
**Fivisa**
Avda. Uruguay 1274
Montevideo
Tel. (+598) 1888 int. 51110

## Africa

**ANGOLA**
**Osvaldo Matos**
Luanda
Tel. (+244) 918 061 453
Tel. (+244) 946 921 310
mail@osvaldomatos.co.ao
www.osvaldomatos.co.ao

**EGYPT**
**Arab Industrial and International Trading Company**
**"Zaki El Sewedy Group"**
12 Gameat El Dowal St.,
Mohandessen, Giza
Tel. (+202) 33.443762
Fax (+202) 33.443762
mohamed.abbas@elsewedy.net
**Siraj Lighting Company**
38 Beirut St.
Heliopolis, Cairo
Tel. (+202) 225 640 30
Tel. (+202) 245 055 22
Tel. (+202) 245 463 81
Fax (+202) 225 955 57
Mob. (+20122) 741 1779
info@siraj-lighting.com

**MAROCCO**
**Eurolux**
69, bd de la Corniche Ain Diab
20180 Casablanca
Tel. (+212) 522.799500
Fax (+212) 522.798447
eurolux@eurolux.co.ma
www.eurolux.co.ma
**Industrie Light - luisance**
242, Boulevard Mohamed Zerktouni
Maârif, Casablanca
Tel. (+212) 522.471310
Tel. (+212) 522.270513
fax (+212) 522.470213
luisance@menara.ma

**NIGERIA**
**Black Pelican Limited/IL Bagno**
1A, Goshen Estate Road
Elf Bus Stop,
Lekki-Epe Expressway
Lagos, Nigeria
Tel. +234 1-7660059
info@ilbagnonigeria.com
www.ilbagnonigeria.com

**SOUTH AFRICA**
**Spazio Lighting (Pty) Limited**
52 Andries Street North
Wynberg/Sandton. 2031
P.O. Box 652324
Benmore 2010
Tel. (+27) 011.5555555
Fax (+27) 011.555 5544
info@spazio.co.za
www.spazio.co.za

**TUNISIA**
**KBR**
147 Av de la liberte
1002 Tunis
Tel. (+216) 71.802446
Fax (+216) 71.802 856
Mob. (+216) 97.348700
kbr@kbr-net.com

**Headquarters**
**iGuzzini illuminazione spa**
62019 Recanati, Italy
via Mariano Guzzini, 37
PO Box 56.75.103
Tel. (+39) 071.75881
Fax (+39) 071.7588295
iguzzini@iguzzini.it
www.iguzzini.com
video: (+39) 071.7588453

# iGuzzini addresses

## Partner assistance

**ANTWERPEN**
Van de Wervestraat, 22
2060 Antwerp
Tel. (+32) 03 2411400
Fax (+32) 03 2486648
info@iguzzini.be

**BARCELONA, SANT CUGAT DEL VALLÈS**
Parc d'Activitats Econòmiques Can San Joan
Avda. de la Generalitat, 168/170
08174 Sant Cugat del Vallès Barcelona
Tel. (+34) 93.5880034
Fax (+34) 93.6999974
iguzzini@iguzzini.es

**BERLIN**
Heinrich-Heine-Str. 62d
10179 Berlin
Tel. (+49) 030.8856110
Fax (+49) 030.88682900

**GLASGOW**
Berkeley Street, 4
G3 7DW Glasgow
Tel. (+44) 0141.2291322
Fax (+44) 0141.2485301

**GUILDFORD**
Astolat Way
Astolat Business Park
Off Old Portsmouth Road
GU3 1NE Guildford Surrey
Tel. (+44) 01483.468000
Fax (+44) 01483.468001
info@iguzzini.co.uk

**HAMBURG**
Daimlerstraße 71c
22761 Hamburg
Tel. (+49) 040.52876812
Fax (+49) 040.52876813

**HELSINKI**
Lemuntie, 3-5
FI-00510 Helsinki
Tel. (+358) 207289840
Fax (+358) 98024566
iguzzini@iguzzini.fi

**KØBENHAVN**
Bredgade 41, 1
1432 København K
Tel. (+45) 33179595
Fax (+45) 33179596
info@iguzzini.dk

**MADRID**
Calle del General Oráa 70, 6ª planta
28006 Madrid
Tel. (+34) 91.4345970
Fax (+34) 91.5017947
info.mad@iguzzini.es

**MILANO**
Via S.Damiano, 3
20122 Milano
Tel. (+39) 02.7621161
Fax (+39) 02.76211641
orlandi@iguzzini.it

**MOSCOW**
Proezd Zavoda Serp i molot, 10
BC Integral, off.702
111250, Moscow
Russian Federation
Tel. (+7) 495.7252554
Fax (+7) 495.7252553
info@iguzzinirussia.ru

**MÜNCHEN**
Bunsenstrasse 5
82152 Planegg
Tel. (+49) 089.8569880
Fax (+49) 089.8569883

**NEW YORK**
60 Madison Avenue, 2nd floor
New York, NY 10010 - USA
Tel. (+1) 212 4818188

**OSLO**
Brynsveien, 5
0667 Oslo
Tel. (+47) 23067850
Fax (+47) 22648737
iguzzini.norge@iguzzini.no

**PARIS**
10 boulevard de la Bastille
75012 Paris
Tel. (+33) 1.40528181
Fax (+33) 1.40528182
iguzzini@iguzzini.fr

**ROMA**
Via Panama, 52
00198 Roma
Tel. (+39) 06.85354792
Fax (+39) 06.8411790
iguzziniroma@iguzzini.itw

**SHANGHAI**
iGuzzini Lighting Co., Ltd
No. 2758 Huan Cheng West Road
Fengxian Industrial Park
Shanghai 201401
Tel. (+86) 021 6341 1199
Fax (+86) 021 3365 5201
info@iguzzini.cn

**SINGAPORE**
3 International Business Park
Unit Nos. #02-18/19
Nordic European Centre
Singapore 609927
Tel. (+65) 65677910
Fax (+65) 65679177
info@iguzzini.sg

**ST. PETERSBURG**
iGuzzini Finland & Baltic Oy
Ro in St.Petersburg
Sofiskaya Street 14
RU-192236 St. Petersburg
Tel. (+7) 812.326 6565
Fax (+7) 812.326 6562
russia@iguzzini.fi

**ZÜRICH**
Uetlibergstrasse, 194
8045 Zürich
Tel. (+41) 044.4654646
Fax (+41) 044.4654647
info@iguzzini.ch

**Awards**

ADI Design Index

Red Dot Design Award

iF Design Award

Intel Design Prize

Janus de la cité

WORLD INTERIORS NEWS.COM

Lux Award

DESIGN PLUS Light+Building

Brit Insurance Designs

AIT Award

Arc Innovation Awards

Lighting Design Awards

Futurshop

Lighting design

Darc Award

03

For the ENEC mark
refer to the download area
at **products.iguzzini.com**

5 YEARS WARRANTY

iGuzzini warrants that their products are free from any defect in manufacturing and/or material in case of proper use, for a period of five years from the date of the invoice prior to online registration at **www.iguzzini.com** and acceptance of specific conditions.
In any case, iGuzzini recognises the warranty rights foreseen by the law.

**Publishing coordination**
iGuzzini illuminazione

**Graphic design**
Studio Conti

**Cover design**
Michael Göttsche Bebert

**Still-Life Photo**
Amendolagine Barracchia Fotografi
F16 - Giuseppe Saluzzi
Esa Studio Buschi

**Rendering**
Gelfo Design

**Printing**
Tecnostampa
Recanati - 01/2016

FSC www.fsc.org MIX Paper from responsible sources FSC® C019318

We want a light
that can illuminate
the smiles of the
people we meet,
because that is
a light that
creates happiness
#Light First

iGuzzini

9.7828.000.0